



REP SERVICES, INC.

Experts at Play & Outdoor Spaces

Site Amenities ■ Playground Equipment ■ Safety Surfacing ■ Shade
Phone: 407.831.9658 Fax: 866.232.8532 E-mail: sales@repsservices.com

E-mail POs and contracts to:
contracts@repsservices.com

Please mail checks to:
Rep Services, Inc.
165 W. Jessup Ave.
Longwood, FL 32750-4146

Proposed To: City of Delray Beach
Parks and Recreation
50 NW 1st Avenue
Delray Beach, FL 33444

Attn: Marisa Rodriguez

Ship To: TBD at a later date

Attn:

Bill To: City of Delray Beach
Parks and Recreation
50 NW 1st Avenue
Delray Beach, FL 33444

Attn: Marisa Rodriguez

Project No: 22332 **Project Name:** City of Delray Beach-Beachfront Pavilion **Project Contact:** Marisa Rodriguez
Proposal No: 22332.01 **Proposal Name:** City of Delray Beach Benches **Project Location:** 1-23 S Ocean Blvd
Proposal Date: 1/21/2026 **Proposal Expires:** 2/20/2026 Delray Beach, FL 33483-7012
Project County: Palm Beach
For Questions Contact: Adrienne Abrams ☎ 407-853-3564 ✉ adrienne@repsservices.com
Consultant: Paul Bravo ☎ 561-448-0369 ✉ paul@repsservices.com **Opt/Rev:** A/0 1/26/26 - AA

Vendor: DuMor **Proj Drawings:** DUM 609056

Class	Part No	Qty	Description	Unit Price	Net Price	Ext Price
Benches	58 ARMREST	12 EA	Optional Center Armrest	115.00	115.00	1,380.00
	58-60	12 EA	6' Cast Bench, Steel Seat	1,680.00	1,680.00	20,160.00
Product Subtotal:						\$21,540.00
Freight: Prepaid Ship Method: Best Way FOB: Destination Weight: 3,696 lbs Freight Charge						\$2,517.20
DuMor Total:						\$24,057.20

General Terms of Sale and Proposal Summary

100% payment for product with the order, net 30 for install.

Product:	\$21,540.00
Freight:	\$2,517.20
Proposal Total:	\$24,057.20

A 3% convenience fee will be added to credit card payments.

Notes

Pricing per Palm Beach County Board of Commissioners Term Contract #21056.

Our proposal is based upon email dated 01-16-2026 requesting alternative bench

Please note the vendor information itemized below.

If a performance and payment bond is required, add 3% to the proposal total.
If a owner controlled insurance program (OCIP) is required, add 2% to the proposal total.

Estimated product delivery schedule

The lead time for your project is 10-14 weeks after RSI receipt of your signed order, finish selections, Credit Agreement and Deposit.

This proposal is for material, freight, and applicable tax only. Any building permits, engineering, unloading, assembly, installation, site preparation and surfacing are by others. Drivers will not unload the shipment. Purchaser must make arrangements for unloading of playground or exercise equipment, shade, and shelter product lines. In most circumstances this will require a forklift. For certain site furnishing orders, a lift gate and pallet jack may be available for an additional fee. Please alert your sales team of this need.

General notes:

If the project is cancelled prior to completion, the project will be billed per the percent of completion. Rep Services, Inc. will provide the percent of completion.

DuMor Site Furnishings:

Color Selection: to be made at time of color submittal approval.

Support Option: to be made at time of support submittal approval.

NOTES: Please be aware of the following

- Some products require assembly.
- Shipments are via Semi Trailer If you require a lift gate and pallet jack delivery, additional fees will be assessed.

Time Limitations Holding Prices Firm:

Orders are shipped within our manufacturer's standard lead times. Requests for delayed shipping may result in additional costs due to increases in freight, material costs or other factors. To secure the prices on this proposal, the offer must be accepted prior to the expiration date noted.

If, during the performance of this contract, the price of a product increases 3% or more as documented by factory quotes, invoices or receipts to contractor (Rep Services, Inc.) from the date of the contract signing the price of shall be equitably adjusted by an amount reasonably necessary to cover such price increases. Where the delivery of a product is delayed, through no fault of contractor (RSI) as a result of the shortage or unavailability of a product, contractor (RSI) shall not be liable for any additional costs or damages associated with such delay(s).

The undersigned warrants that he/she is an authorized representative of the City of Delray Beach noted and has the requisite authority to bind the City of Delray Beach and/or principal.

Accepted By:

City of Delray Beach

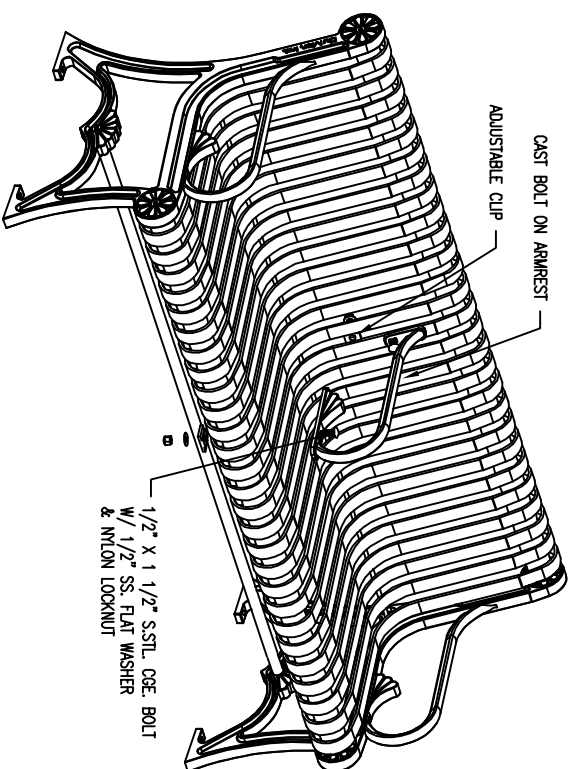
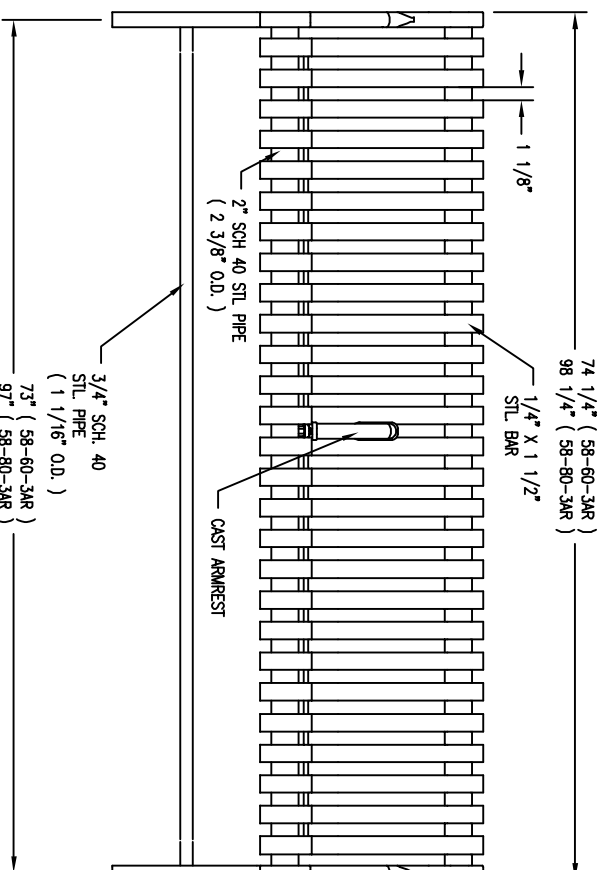
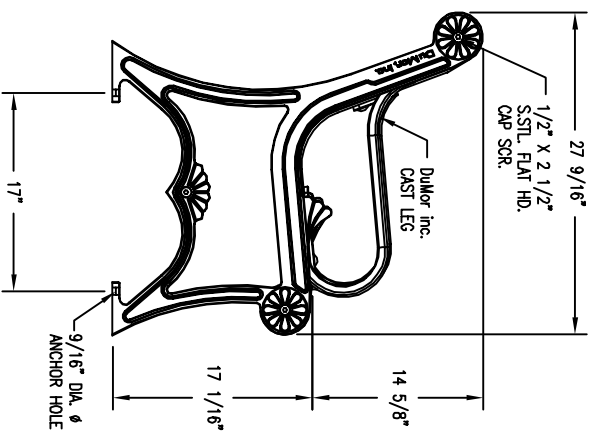
Company Name

Authorized By

Printed Name

Date

As Its: _____ (Title)



LENGTH OPTIONS

- 6' BENCH
- 8' BENCH

NOTES

- 1.) ALL STL. MEMBERS COATED W/ ZINC RICH EPOXY THEN FINISHED W/ POLYESTER POWDER COATING.
 - 2.) 1/2" X 3 3/4" EXPANSION ANCHOR BOLTS PROVIDED.
 - 3.) CUSTOM LETTERING AVAILABLE FOR RECESSED SIDE PANELS (TOTAL OF 37 SPACES)
- CUSTOM LETTERING (37 SPACES) _____



BENCH

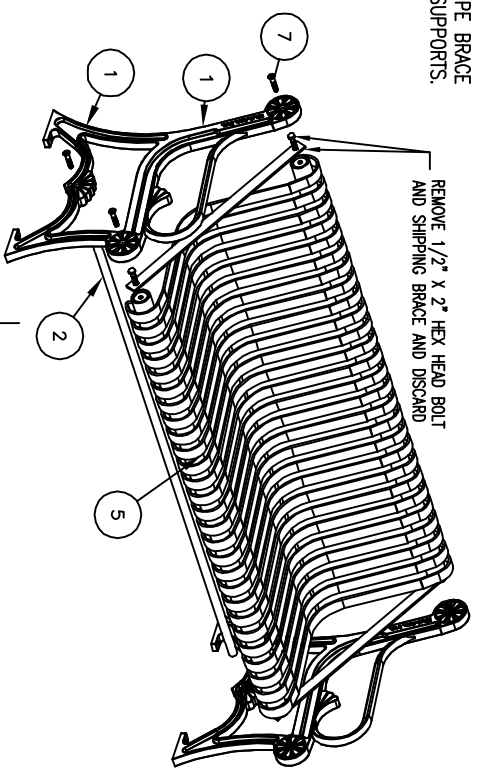
DATE DRAWN : 03/22/94
DRAWN BY : AMH
DATE REV. : 11/21/99
REV. BY : JSB

REV. D	DRAWING NUMBER
--------	----------------

58 SER-3AR

SHEET 1 OF 2

1 ATTACH STL SEAT & PIPE BRACE TO CAST IRON BENCH SUPPORTS.



REMOVE 1/2" X 2" HEX HEAD BOLT AND SHIPPING BRACE AND DISCARD

1A



PLACE SEAT ASSEMBLY ON WORK SURFACE ALLOWING ACCESS TO ENDS. PLACE RATCHET STRAP AROUND SEAT ASSEMBLY AS SHOWN ABOVE.

1B



TIGHTEN STRAP UNTIL SHIPPING BRACKET BECOMES LOOSE. THEN REMOVE AND DISCARD BOLTS & SHIPPING BRACKET.

1C



ATTACH CAST SUPPORT TO SEAT ASSEMBLY. IF HOLES IN CASTING DO NOT ALIGN WITH THE SEAT ASSEMBLY, ADJUST BY USING THE RATCHET STRAP.

1D



TIGHTEN HARDWARE THEN REMOVE RATCHET STRAP AND REPEAT THIS PROCEDURE ON THE OTHER END OF BENCH.

PARTS LIST

ITEM	QTY	PART NO	DESCRIPTION
1	2	0-57-00-02	CAST IRON BENCH SUPPORT
2	1	0-57-60-04	71 3/4" PIPE BRACE
3	1	0-58-00AR-03	CAST IRON BOLT ON ARMREST
4	2	0-58-00AR-04	ARMREST BOLT CLIP MACHINED
5	1	0-58-60-01	6" STL SEAT
6	2	1-11-042	1/2" X 1 1/2" SS CGE BOLT
7	6	1-12-065	1/2" X 2 1/2" FLT SKT HD CAP SCR
8	2	1-20-015	1/2" SS NYLON LOCKOUT
9	2	1-22-015	1/2" SS FLAT WASHER

KITS PROVIDED

ITEM	QTY	PART NO	DESCRIPTION
10	1	K-ANCO980-4	1/2" X 3 3/4" SS ANCHOR KIT (4PC)
11	1	K-CO30824-2L	1/2" CGE BOLT HARDWARE KIT (2PC)
12	1	K-FC0940-6	1/2" CAP HARDWARE KIT (6PC)

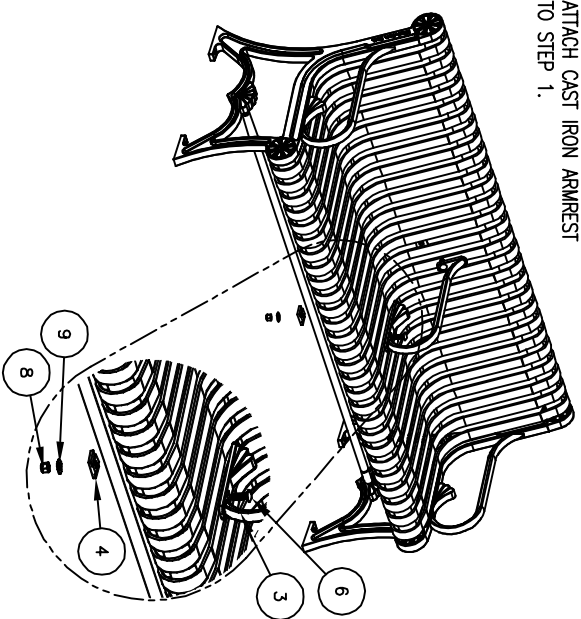
NOTES:

- 1.) DURING ASSEMBLY PROCEDURE: DO NOT COMPLETELY TIGHTEN HARDWARE.
- 2.) THE ACTUAL PARTS WILL NOT BE NUMBERED. NUMBERS ONLY APPLY TO DRAWING.
- 3.) UPON COMPLETION OF ASSEMBLY SQUARE ALL COMPONENTS THEN TIGHTEN ALL HARDWARE.
- 4.) MOUNT AND ANCHOR AS SPECIFIED.

TOOLS REQ'D

- 3/4" WRENCH
- 5/16" ALLEN WRENCH
- 1/2" MASONRY DRILL BIT
- DRILL
- RATCHET STRAP (PROVIDED)

2 ATTACH CAST IRON ARMREST TO STEP 1.



ASSEMBLY INSTRUCTIONS

DATE DRAWN : 11/21/99	REV. A
DRAWN BY : JSB	
DATE REV. : 00/00/00	
REV. BY : XXX	

DRAWING NUMBER

58 SER-3AR

SHEET 2 OF 2