







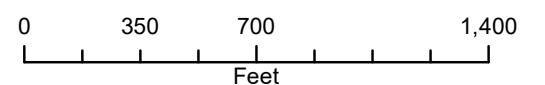



## Central Core Sub-District



-  PLANNED TRI-RAIL COASTAL LINK STATION
-  PINEAPPLE GROVE NEIGHBORHOOD PLAN
-  ATLANTIC AVENUE PARKING DISTRICT
-  REQUIRED RETAIL FRONTAGE
-  OSSHAD ZONING WITH CBD OVERLAY
-  ATLANTIC AVENUE LIMITED HEIGHT AREA
-  CENTRAL CORE SUBDISTRICT
-  PRIMARY STREETS



City of Delray Beach  
 Development Services Department  
 Print Date: 8/16/2021