Autobahn Series ATBM
Roadway

PRODUCT OVERVIEW

Applications:
Residential streets
Parking lots
High speed roadways

DIMENSIONS



Effective Projected Area (EPA)
The EPA for the ATBM is 0.3 sq. ft.,
Approx. Wt. = 21 lbs. (9.5 kg)

STANDARDS
DesignLights Consortium® (DLC) Premium qualified product. Not all versions of this product may be DLC Premium qualified. Please check the DLC Qualified Products List at www.designlights.org/QPL to confirm which versions are qualified.

Color temperatures of ≤ 3000K must be specified for International Dark-Sky Association certification.

Rated for -40°C to 40°C ambient
CSA Certified to U.S. and Canadian standards
Complies with ANSI C136.2, C136.10, C136.14, C136.31, C136.15, C136.37

GOVERNMENT PROCUREMENT — BAA – Buy American(a) Act: Product with the BAA option qualifies as a domestic end product under the Buy American Act as implemented in the FAR and DFARS. Product with the BAA option also qualifies as manufactured in the United States under DOT Buy America regulations.

BABA – Build America Buy America: Product with the BAA option also qualifies as produced in the United States under the definitions of the Build America, Buy America Act.

Please refer to www.acuitybrands.com/buy-american for additional information.

Features:

OPTICAL

Same Light: Performance is comparable to 150W – 250W HPS

White Light: Correlated color temperature - 4000K, 70 CRI minimum, 3000K, 70 CRI minimum or optional 5000K, 70 CRI minimum.

IP66 rated borosilicate glass optics ensure longevity and minimize dirt depreciation. Unique IP66 rated LED light engines provide 0% uplight and restrict backlight to within sidewalk depth, providing optimal application coverage and optimal pole spacing.

Available distributions are Type II, III, IV, & V roadway distributions.

DualOptix™ visual comfort option is also available for all distributions.

ELECTRICAL

Expected Life: LED light engines are rated >100,000 hours at 25°C, L70.
Electronic driver has an expected life of 100,000 hours at a 25°C ambient.

Lower Energy: Saves an expected 40-60% over comparable HID luminaires.

Robust Surge Protection: Standard surge protection is 20kW/10kA "Extreme Level" per ANSI C136.2. An optional MOV pack provides 10kV/5kA "Enhanced Level.

Luminaire ships with a 0-10v dimmable driver. Luminaire is continuous and step dimming capable via AO option or controls installed on P7 photocontrol receptacle option.

MECHANICAL

Includes standard AEL lineman-friendly features such as tool-less entry, 3 station terminal block and quick disconnects. Bubble level located inside the electrical compartment for easy leveling at installation.

Rugged die-cast aluminum housing and door are polyester powder-coated for durability and corrosion resistance. Rigorous five-stage pre-treating and painting process yields a finish that achieves a scribe creepage rating of 8 (per ASTM D1654) after over 5000 hours exposure to salt fog chamber (operated per ASTM B117).

Mast arm mount is adjustable for arms from 1-1/4" to 2" (1-5/8" to 2-3/8" O.D.) diameter. The 2 – bolt and optional 4 bolt clamping mechanism provide 3G vibration rating per ANSI C136.31.

The Wildlife shield is cast into the housing (not a separate piece).

CONTROLS

NEMA 3 pin photocontrol receptacle is standard, with the Acuity designed ANSI standard 7 pin receptacle optionally available.

Premium solid state locking-style photocontrol – PCSS (10 year rated life) Extreme long life solid state locking-style photocontrol – PCL1 (20 year rated life).

Extreme long life solid state locking-style photocontrol with on demand remote on/off control - PCCC (15 year rated life).

Optional onboard Adjustable Output module allows the light output and input wattage to be modified to meet site specific requirements, and also can allow a single fixture to be flexibly applied in many different applications.

Roadway Lighting ATBM Note: Specifications subject to change without notice.

American Electric Lighting

Autobahn Series ATBM
Roadway

ORDERING INFORMATION

ATBM	P05	MVOLT	R3	
Series	Lumen Package	Voltage	Optics	Mounting
ATBM Autobahn LED Roadway	**P05** 9,700 Lumens **P10** 11,000 Lumens **P20** 12,800 Lumens **P30** 15,500 Lumens **P40** 17,400 Lumens **P50** 18,700 Lumens **P60** 20,000 Lumens **P70** 21,500 Lumens	**MVOLT** Multi-volt, 120-277V **347** 347V **480** 480V	**R2** Roadway Type II **R3** Roadway Type III **R4** Roadway Type IV **R5** Roadway Type V	**(Blank)** 2 Bolt Mounting **4B** 4 Bolt Mounting

Options

Color Temperature (CCT)
(Blank) 4000K CCT, 70 CRI Min.
27K[1] 2700K CCT, 70 CRI Min.
3K 3000K CCT, 70 CRI Min.
5K 5000K CCT, 70 CRI Min.

Paint
(Blank) Gray
BK Black
BZ Bronze
DDB Dark Bronze
GJ Graphite
WH White

Surge Protector
(Blank) Standard 20kV/10kA SPD
MP MOV Pack

Miscellaneous Options
HSS House Side Shield
NL NEMA Label Indicating Wattage
XL Not CSA Certified – No Terminal Block Cover
VR[2] Dual Optix visual comfort
BAA Buy American(a) Act and/or Build America Buy America Qualified

Controls Options
(Blank) 3 Pin NEMA Photocontrol Receptacle
P7 7 Pin Photocontrol Receptacle (dimmable driver included)[1]
NR No Photocontrol Receptacle
AO Field Adjustable Output
PCSS Solid-State Lighting Photocontrol[1]
PCLL Solid-State Long Life Photocontrol
PCCC Solid-State Long Life Photocontrol with remote control on/off[1]
SH Shorting Cap

Packages
(Blank) Standard Pack
JP Job Pack (36/pallet)

Accessories
ATBMHSS House Side Shield
ATBNLTS Light Trespass Shield
RKATBMMVOLTSPD ATBM Acuity SPD, MVOLT
RKATBMMVSPD ATBM Acuity SPD, 347/480V
RKATBMMVOLTMP ATBM MOV Pack, MVOLT
RKATBMMVMP ATBM MOV Pack, 347/480V

Universal Arms (steel)
UMR-XX 8" Horizontal Arm for Square Pole, Painted to match Fixture
UMS-XX 8" Horizontal Arm for Round Pole, Galvanized
UMR-GALV 8" Horizontal Arm for Round Pole, Galvanized
UMS-GALV 8" Horizontal Arm for Square Pole, Galvanized

Notes:
1 Dimmable drive included.
2 This option requires RFD
3 MVOLT only

American Electric Lighting

AEL Headquarters, One Lithonia Way, Conyers Georgia 30012
www.americanelectriclighting.com Phone: 1-866-HOLOPHANE
Email: TechSupport-Lighting@AcuityBrands.com
© 2014-2024 Acuity Brands Lighting, Inc. All Rights Reserved. 08/09/24

Warranty Five-year limited warranty. This is the only warranty provided and no other statements in this specification sheet create any warranty of any kind. All other express and implied warranties are disclaimed. Complete warranty terms located at: www.acuitybrands.com/support/warranty/terms-and-conditions

Note: Actual performance may differ as a result of end-user environment and application. All values are design or typical values, measured under laboratory conditions at 25 °C. Specifications subject to change without notice.

Please contact your sales representative for the latest product information.

ATBM

RSX2 LED
Area Luminaire

Catalog Number: RSX2 LED P2 40K R4
Notes
Type

*To view the full linear cover the page to see all notes below dimensions.

Specifications

EPA (ft²@0°): 0.69 ft² (0.06 m²)
Length: 29.3" (74.4 cm) (SPA mount)
Width: 13.4" (34.0 cm)
Height: 3.0" (7.6 cm) Main Body, 7.2" (18.3 cm) Arm
Weight (SPA mount): 30.0 lbs (13.6 kg)

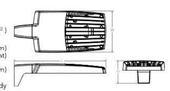

Introduction
The new RSX LED Area family delivers maximum value by providing significant energy savings, long life and outstanding photometric performance at an affordable price. The RSX2 delivers 11,000 to 31,000 lumens allowing it to replace 250W to 1000W HID luminaires.

The RSX features an integral universal mounting mechanism that allows the luminaire to be mounted on most existing drill hole patterns. This "no-drill" solution provides significant labor savings. An easy-access door on the bottom of mounting arm allows for wiring without opening the electrical compartment. A mast arm adaptor, adjustable integral slipfitter and other mounting configurations are available.

design select
Items marked by a shaded background qualify for the Design Select program and ship in 15 days or less. To learn more about Design Select, visit www.acuitybrands.com/designselect. *See ordering tree for details

Design Select options indicated by this color background.

Ordering Information

EXAMPLE: RSX2 LED P6 40K R3 MVOLT SPA DDBXD

RSX2 LED

Series	Performance Package	Color Temperature	Distribution	Voltage	Mounting
RSX2 LED	P1 P2 P3 P4 P5 P6	30K 3000K 40K 4000K 50K 5000K	R2 Type 2 Wide R3 Type 3 Wide R3S Type 3 Short R4 Type 4 Wide R4S Type 4 Short R5 Type 5 Wide[1] R5S Type 5 Short[1] AFR Automotive Front Row AFRR90 Automotive Front Row Right Rotated AFRL90 Automotive Front Row Left Rotated	MVOLT (120-277V)[1] HVOLT (347V-480V)[1] XVOLT (277V-480V)[1] **(use specific voltage for options as noted)** 120[1] 277[1] 208[1] 347[1] 240[1] 480[1]	SPA Square pole mounting (3.0" min. SQ pole for 1 at 90°, 3.5" min. SQ pole for 2, 3, 4 at 90°)[1] RPA Round pole mounting (3.2" min. dia. RND pole for 2, 3, 4 at 90°; 3.0" min. dia. RND pole for 1 at 90°, 2 at 180°, 3 at 120°) MA Mast arm adaptor (fits 2-3/8" OD horizontal tenons) IS Adjustable slipfitter (fits 2-3/8" OD tenons)[4] WBA Wall bracket[1] WBASC Wall bracket with surface conduit box AASP Adjustable tilt arm square pole mounting[4] AARP Adjustable tilt arm round pole mounting[4] AAWB Adjustable tilt arm with wall bracket[4] AAWSC Adjustable tilt arm wall bracket and surface conduit box[4]

Options

Shipped Installed
NS House-side shield[1]
PE Photocontrol, button style[1,9]
PER7 Seven-wire twist-lock receptacle only (no controls)[1,15,16]
SF Single fuse (120, 277, 347)[1]
DF Double fuse (208, 240, 480)[1]
SPD20KV 20kV Surge pack (10kV standard)
FAO Field adjustable output[1,17]
DMG 0-10V dimming extend out back of housing for external control (control ordered separate)
DS Dual switching[1,17]

Shipped Installed
***Standalone and Networked Sensors/Controls (factory default settings, see table page 9)**
NLTAIRG2 PIR9W Acuity AIR generation 2, with bluetooth, 8ft (2.4m) motion sensor[1,15,16,19]
BAA Buy American(a) Act and/or Build America Buy America Qualified
CCE Coastal Construction[1]
*Note: NLTAIRG2 PIR9W with wiring harness must be used as a standalone dimming sensor with out-of-box settings or as a wireless networked solution. See factory default settings table. Sensor coverage pattern is affected when luminaire is tilted.

Shipped Separately (requires some field assembly)
EGS External glare shield[7]
EGFV External glare full visor (360° around light aperture)[7]
BS Bird spikes[7]

Finish
DDBXD Dark Bronze
DBLXD Black
DNAXD Natural Aluminum
DWHXD White
DDBTXD Textured Dark Bronze
DBLBXD Textured Black
DNATXD Textured Natural Aluminum
DWHGXD Textured White

Ordering Information

Accessories
Ordered and shipped separately.

RSX2AS RSX2 House-side shield (includes 2 shields)
RSX2EGS (FINISH) 2 External glare shield (specify finish)
RSX2HSFVIR (FINISH) 2 RSX2 House-side shields for VIR extended optics (includes 2 shields)
RSX2EGFV (FINISH) 2 External glare full visor (specify finish)
RSXRFA (FINISH) 10 RSX Universal round pole adapter plate (specify finish)
RSXWBA (FINISH) 11 RSX WBA wall bracket (specify finish)
RSXSLS (FINISH) 12 RSX Surface conduit box (specify finish. For use with WBA. WBA wall bracket not included)
DLL127F1.5 CR Photocell - DLL twist-lock (120-277V) [13]
DLL347F1.5 CR DIM Photocell - DLL twist-lock (347V) [13]
DLL480F1.5 CR DIM Photocell - DLL twist-lock (480V) [13]
DSHORT SBK U Shorting cap [13]

NOTES
1 Any Type 5 distribution, is not available with WBA.
2 MVOLT driver operates on any line voltage from 120-277V (50/60 Hz).
3 HVOLT driver operates on any line voltage from 347-480V (50/60 Hz).
4 XVOLT driver operates on any line voltage from 277-480V (50/60 Hz). XVOLT is not available with fusing (SF or DF) and not available with PE.
5 Single fuse (SF) requires 120V, 277V or 347V. Double fuse (DF) requires 208V, 240V or 480V.
6 Not for use with DF above horizontal.
7 It may be ordered as an accessory.
8 Requires MVOLT or 347V.
9 Not for use with other motion/photo options (current or combined including PE, DMG, PER7, PER5, CR, and BLS360). PIR9W's (Occupancy, PE and PAO can be combined; also PE and DMG can be combined.)
10 Compatible with standard twist-lock photocells for dusk to dawn operation or advanced control nodes that provide 0-10V dimming. Photocell not by Lithonia Lighting. Photocell ordered and shipped as a separate line item from Acuity Brands Controls. Tenon/Arm ordered and shipped separately.
11 Only for Type 3 Short distribution.
12 Only for Type 3 Short or Type 4 Short distribution.
13 For units with option PER7, the mounting must be restricted to +/- 45° from horizontal to ensure water ingress is met IP66.
14 DS requires (2) separately switched circuits. (2) provides 50/50 fixture operation via (2) different sets of leads using (2) drivers. DS only available with packages P4, P5 and P6.
15 Requires MVOLT or 347V.
16 Requires MVOLT or HVOLT.
17 Must be ordered with NLTAIRG2. For additional information on PIR9W visit
18 Not available with WBA, WBASC, AASP, AARP, AAWB, AAWBSC, EGS, EGFV and BS.
19 Must be ordered with fixture for factory pre-drilling.
20 Requires luminaire to be specified with PER7 option. Ordered and shipped as a separate line item from Acuity Brands Controls.

External Shields

House Side Shield

External Glare Shield

External 360 Full Visor

Pole/Mounting Informatiion
Accessories including bullhorns, cross arms and other adpaters are available under the accessories tab at Lithonia's Outdoor Poles and Arms product page. Click here to visit Accessories.

HANDHOLE ORIENTATION

RSX POLE DRILLING



RSX STANDARD ARM & ADJUSTABLE ARM

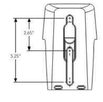

Round Tenon Mount - Pole Top Slipfitters

Tenon O.D.	ICD Mounting	Single	2 at 180°	2 at 90°	3 at 120°	3 at 90°	4 at 90°
2 - 3/8"	WM, AARP	AS3-5190	AS3-5 280	AS3-5 290	AS3-5 320	AS3-5 390	AS3-5 490
2 - 7/8"	WM, AARP	AS7S2-190	AS7S2-280	AS7S2-290	AS7S2-320	AS7S2-390	AS7S2-490
4"	WM, AARP	AS7S5-190	AS7S5-280	AS7S5-290	AS7S5-320	AS7S5-390	AS7S5-490

Drill/Side Location by Configuration Type

Drilling Template	Mounting Options	Single	2 at 0 & 180	2 at 90	3 at 90	3 at 120	4 at 90	4 Side
	Head Location	Side: R	Side: R & R-9	Side: R & C	Round Pole Only	Side R, C & D	Side: A, B, C & D	
#8	**Drill Nomenclature**	DM19AS	DM28AS	DM29AS	DM32AS	DM39AS	DM49AS	

RSX2 - Luminaire EPA
*Includes luminaire and integral mounting arm. Other tenons, arms, brackets or other accessories are not included in this EPA data.

Fixture Quantity & Mounting Configuration		Single	2 @ 90	2 @ 180	3 @ 90	3 @ 120	4 @ 90	2 Side by Side	3 Side by Side	4 Side by Side
Mounting Type	**Tilt**									
SPA - Square Pole Adaptor	0°	0.69	1.22	1.27	1.8	1.61	2.39	1.37	2.06	2.74
RPA - Round Pole Adaptor		0.74	1.27	1.37	1.9	1.71	2.49	1.42	2.16	2.84
MA - Mast Arm Adaptor		0.61	1.14	1.11	1.68	1.45	2.23	1.29	1.9	2.58
IS - Integral Slipfitter AASP/AARP - Adjustable Arm Square/Round Pole	0°	0.69	1.22	1.27	1.8	1.61	2.39	1.37	2.06	2.74
	10°	0.53	1.06	1.05	1.58	1.37	2.08	1.06	1.59	2.12
	20°	0.52	1.02	1.03	1.52	1.33	2.02	1.03	1.55	2.07
	30°	0.64	1.11	1.18	1.63	1.45	2.21	1.27	1.91	2.54
	40°	0.81	1.21	1.35	1.74	1.65	2.39	1.62	2.43	3.23
	45°	0.91	1.25	1.5	1.81	1.75	2.48	1.82	2.73	3.64
	50°	1.34	1.83	2.17	2.61	2.56	3.62	2.68	4.02	5.36
	60°	2.2	2.97	3.57	4.24	4.17	5.89	4.41	6.61	8.82
	70°	2.86	4.13	4.7	5.89	5.73	8.27	5.71	8.57	11.42
	80°	3.4	5.13	5.67	7.34	7.09	10.21	6.79	10.19	13.59
	90°	3.85	5.96	6.55	8.58	8.33	11.88	7.70	11.56	15.41

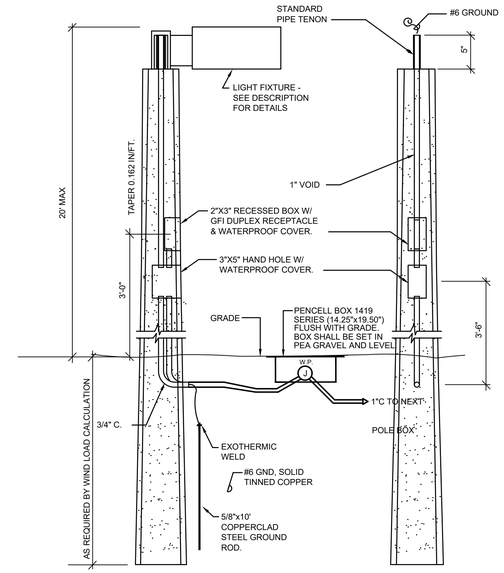

NOTE:
POLE SUPPLIER SHALL CERTIFY THAT POLE AND FIXTURE MEET THE FOLLOWING FBC WIND LOAD CRITERIA:
Vult = 215 MPH (3 SECOND GUST)
Vasd = 170 MPH (3 SECOND GUST)

POLE SUPPLIER SHALL PROVIDE SIGNED & SEALED CALCULATIONS BY A FLORIDA STATE REGISTERED ENGINEER.

POLE LOCATION: SET BACK CENTER-LINE OF POLE SHALL BE 42 INCHES FROM THE CENTER-LINE OF PARKING STANDARD WHERE POSSIBLE. LOCATION OF ALL POLES MUST BE COORDINATED WITH ALL TRADES TO INSURE NO INTERFERENCES.

THE PHOTOMETRICS SHOWN ARE BASED ON LIGHT FIXTURES INDICATED ON THE LUMINAIRE SCHEDULE. THE CONTRACTOR IS RESPONSIBLE FOR PROVIDING FIXTURES INDICATED. IF THE CONTRACTOR SUBSTITUTES FIXTURES, THE CONTRACTOR IS RESPONSIBLE FOR PROVIDING POINT-BY-POINT CALCULATIONS FOR THE FIXTURES BEING SUBMITTED FOR APPROVAL.

FIXTURE A CONCRETE DIRECT BURIAL POLE DETAIL
N.T.S.

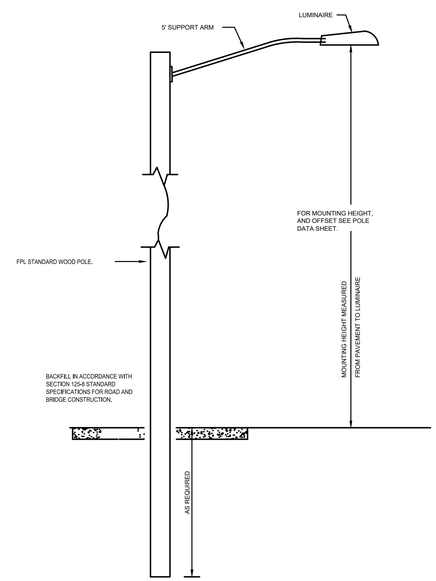

ROADWAY WOOD POLE DETAIL
NO SCALE

Revision	Date	Description

ALL COUNTY PAVING
DELRAY BEACH FLORIDA

THOMPSON & YOUNGROSS ENGINEERING CONSULTANTS, LLC
C.O.A. NO. 25996
ANDREW J. YOUNGROSS LICENSE NO. 51758 STATE OF FLORIDA PROFESSIONAL ENGINEER
902 CLINT MOORE ROAD
SUITE 142
BOCA RATON, FLORIDA 33487
O: 561-274-0200
F: 561-274-0222
E: tec@tecfla.com
www.tecfla.com

THESE DRAWINGS ARE PREPARED PER ESTABLISHED INDUSTRY STANDARDS AND REPRESENT THE ENGINEERS DESIGN CONCEPT. THEY ARE NOT INTENDED TO BE USED BY OTHERS WHO MAY ELECT TO REQUIRE, TO CONSTRUCT THE BUILDING. THE CONTRACTOR THROUGH SUBMITTALS AND OTHER COORDINATION EFFORTS IS FULLY RESPONSIBLE FOR PROVIDING A COMPLETE AND OPERATIONAL BUILDING WHETHER INDICATED ON THE PLANS OR NOT.

Job Number 25068
Issued for:
Permit 04-22-25

Design By: AJY
Drawn By: AJY
Checked By: AJY
Scale : AS NOTED

ES0.1

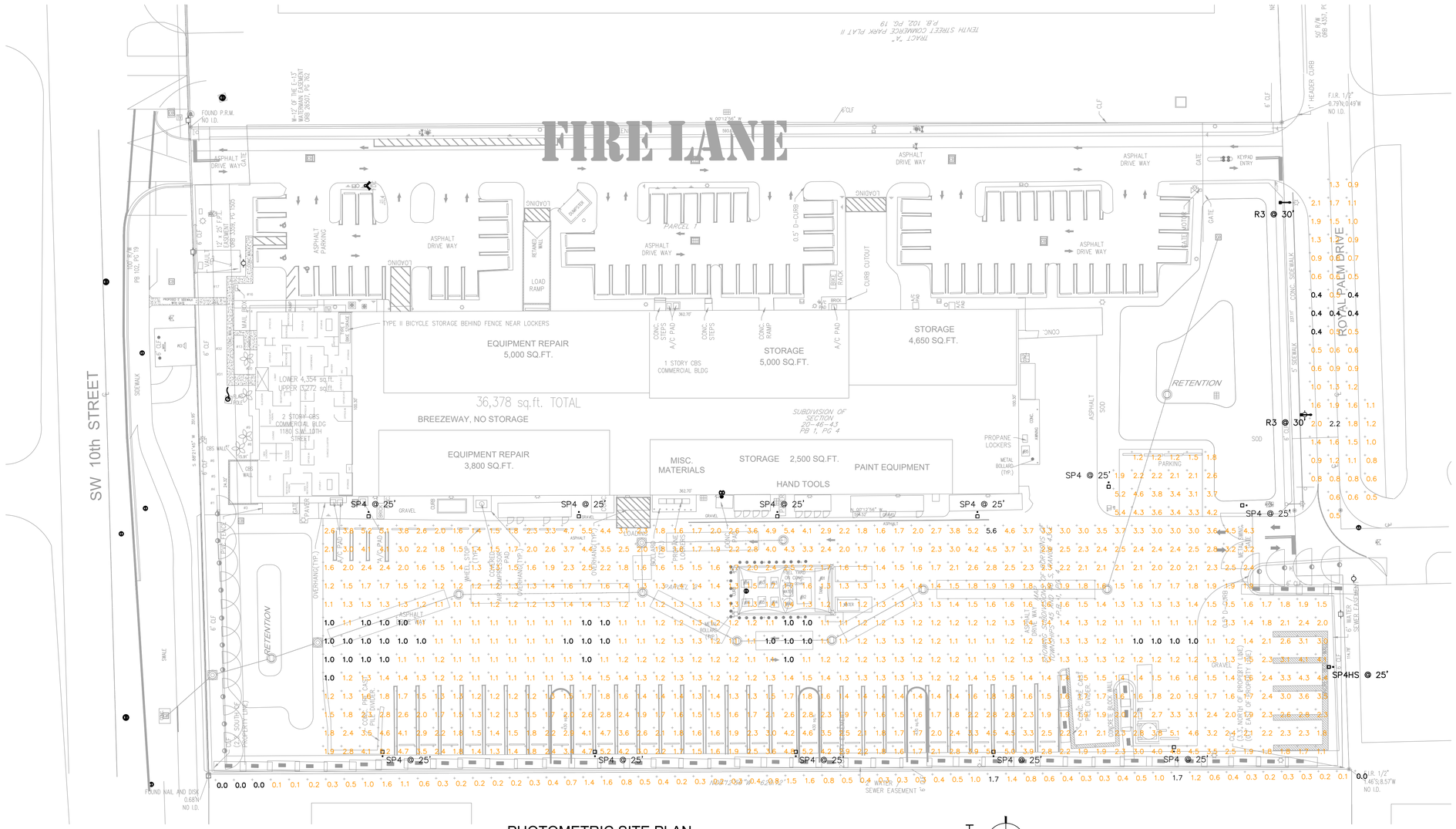

PHOTOMETRIC SITE PLAN

1"=30'

NORTH

PHOTOMETRIC NOTE:

THE PHOTOMETRICS SHOWN ARE BASED ON LIGHT FIXTURES INDICATED ON LUMINAIRE SCHEDULE. THE CONTRACTOR IS RESPONSIBLE FOR PROVIDING FIXTURES INDICATED. IF THE CONTRACTOR SUBSTITUTES FIXTURES, THE CONTRACTOR IS RESPONSIBLE FOR PROVIDING POINT-BY-POINT CALCULATIONS FOR FIXTURES BEING SUBMITTED FOR APPROVAL.

Schedule

Symbol	Label	QTY	Catalog Number	Description	Lamp	Number Lamps	Lumens per Lamp	LLF	Wattage
	SP4 HS	1	RSX2 LED P2 40K R4 HS	RSX LED Area Luminaire Size 2 P2 Lumen Package 4000K CCT Type R4 Distribution with HS shield	LED	1	11454	0.95	114.07
	R3	2	ATBM P05 R3 XXX VR 3K XXXXX	ATBM P05 Package 3000K Roadway Type III Dual Optix refractor	LED	1	8296	0.95	68
	SP4	11	RSX2 LED P2 40K R4	RSX Area Fixture Size 2 P2 Lumen Package 4000K CCT Type R4 Distribution	LED	1	17427	0.95	114.07

Statistics

Description	Symbol	Avg	Max	Min	Max/Min	Avg/Min
ROADWAY	+	1.0 fc	2.2 fc	0.4 fc	5.5:1	2.5:1
STORAGE PARKING	+	2.0 fc	5.6 fc	1.0 fc	5.6:1	2.0:1
WEST PROPERTY LINE	+	0.6 fc	1.7 fc	0.0 fc	N/A	N/A

Revision	Date	Description

ALL COUNTY PAVING

DELRAY BEACH FLORIDA

TYEC HVAC PLUMBING ELECTRICAL FIRE ALARM & SPRINKLER
THOMPSON & YOUNGROSS ENGINEERING CONSULTANTS, LLC
C.O.A. NO. 25996
ANDREW J. YOUNGROSS LICENSE NO. 51758 STATE OF FLORIDA PROFESSIONAL ENGINEER
902 CLINT MOORE ROAD
SUITE 142
BOCA RATON, FLORIDA 33487
O: 561-274-0200
F: 561-274-0222
E: tec@tecfla.com
www.tecfla.com

THESE DRAWINGS ARE PREPARED PER ESTABLISHED INDUSTRY STANDARDS AND REPRESENT THE ENGINEERS DESIGN CONCEPT. THEY ARE NOT INTENDED TO PROVIDE EVERY DETAIL OR CONDITION REQUIRED TO CONSTRUCT THE BUILDING. THE CONTRACTOR THROUGH SUBMITTALS AND OTHER COORDINATION EFFORTS IS FULLY RESPONSIBLE FOR PROVIDING A COMPLETE AND OPERATIONAL BUILDING WHETHER INDICATED ON THE PLANS OR NOT.

Job Number 25068

Issued for:
Permit 04-22-25

Design By: AJY
Drawn By: AJY
Checked By: AJY
Scale : AS NOTED

ES1.1