

## **PASS<sup>®</sup> Business Plan: to help build a successful partnership**

This document provides a template for the PASS CEO, Principal, and Education Coach, as a team, to design a plan for their model and to articulate the plan in these four sections:

- SECTION 1. COMMUNICATION: contact and general information**
- SECTION 2. SCHOOL AND STUDENT ACHIEVEMENT DATA: benchmarking**
- SECTION 3. EVALUATION: documentation requirements**
- SECTION 4. THE PLAN: focus areas, goals and objectives**

The Council and PASS coordinators encourage each team to design an individual model that responds to the needs of the school and the students. There are, however, three important and required elements that contribute to an effective and efficient plan:






- 1. *Keep the PASS objective--raised student achievement--front and center***
- 2. *Review the School's Improvement Plan as a team so that the PASS plan supports it***
- 3. *Review and analyze student and school performance data and information***

---

### ***Before You Start.....***

#### **DID YOU?**



-  **1. Hold an orientation meeting for the CEO partner?**
-  **2. Review the school improvement plan, as a team?**
-  **3. Review PASS Triad Roles?)**
-  **4. Review the school's performance (FCAT and other) data?**
-  **5. Decide on a way of work?**

PASS Plan Carver Middle School Date: February 1, 2017  
(fill in name of school and date plan was finished, above)

## Section 1. Communication (team members fill out appropriate fields)

### PRINCIPAL

Name Kiwana Alexander Prophete Fax 561-638-2181

School Carver Middle School Phone 561-638-2152

Address 101 Barwick Road Delray Beach, FL 33445

E-mail Kiwana Alexander Prophete School webpage:  
http://www.edline.net/pages/Carver Middle School

### CEO/MENTOR

Name Janet Meeks Phone 561-243-7231

E-mail meeksl@mydelraybeach.com

Company & Title (if applies) \_\_\_\_\_

Address 100 NW 1<sup>st</sup> Avenue, Delray Beach 33444

### COACH

Name Geneva K. Woodward Phone 305-904-3955

E-mail gkwoodward@att.net Fax \_\_\_\_\_

Address 3265 Meridian Pkwy #130 Weston, FL 33331

### PASS COORDINATOR

Name Geneva K. Woodward Phone 305-904-3955

E-mail gkwoodward@att.net Fax \_\_\_\_\_

Address 3265 Meridian Pkwy #130 Weston, FL 33331

### OTHER

Program start/orientation date February 1, 2017 Program end date June 3, 2019

Launch/Celebration Date February 1, 2017

## Section 2. School and Student Achievement Data

### FCAT scores

1. Please note the following school grades and years.

Current grade D Year 2015-2016

Grade year prior Year C Year 2014-2015

Grade two years ago C Year 2013-2014

2. Please indicate grade you want to achieve: B For which year 2016/17

3. Please list the school and student data performance documents that the team has reviewed. Feel free to attach these documents:

FSA, FCAT, EOC Reports/School Grades 2017--2019  
Absences Per Month Report  
School Demographics Report September 2017  
School Discipline Report  
School Improvement Plan

## Section 3. Evaluation

Listed below are two evaluation instruments/reports that are undertaken by the University of Miami (UM) Evaluation Team, designed to capture information about your program. You will be asked to submit information for the Monitoring Report. The UM team will provide team members more information about timelines, etc., for the Monitoring Report. You do not have to provide any information for the Year-End report.

### EVALUATION INSTRUMENTS:

Monitoring Report (mid-year) January 31, 2018

Year-End Report School Reviews FSA, FCAT, EOC data and goals  
The University of Miami completes the formal year end report

(You may want to note the due dates in the area above)

## Section 4. The Plan

The partnership's focus is to help increase student achievement. The program goals and objectives should: 1) support this priority 2) support school improvement, 3) be measurable and 4) be able to be monitored/evaluated

**PLAN** (the table below is expandable, allowing you more room to write):

	<b>FOCUS</b> Who/what needs help	<b>ACTIVITIES</b> What will you do	<b>ASSIGNMENTS</b> Who will do what	<b>OUTCOMES</b> How you know you made a difference
<b>YEAR 1</b>	1. Parent Involvement in the educational process at the school level needs to increase.	Focus #1: <ul style="list-style-type: none"> <li>monthly family involvement activities</li> <li>family incentives for attending events</li> <li>before, and after school activities for parents</li> <li>monthly parent meetings</li> <li>theme workshops</li> <li>parent conferences-incentives</li> </ul>	Focus #1: <ul style="list-style-type: none"> <li>Family Night Committee</li> <li>Administrators</li> <li>MCUSA Coach</li> <li>Teachers</li> <li>Parent Liaison</li> <li>School Advisory Council</li> </ul>	<ul style="list-style-type: none"> <li>Increase the percentage of parents attending parental involvement events from 2% to 10% by June 2017</li> <li>Establish PTA Membership</li> <li>Increase SAC parent and community membership</li> </ul>
	2. Increase/maintain positive school culture	Focus #2: <ul style="list-style-type: none"> <li>survey staff– pre/post</li> <li>staff incentives</li> <li>student incentives for behavior and achievement</li> <li>faculty meetings recognition with incentives</li> <li>Notes, E-mails, certificates</li> <li>attendance incentives for staff and students</li> <li>celebrations for staff and students</li> <li>provide substitutes for training</li> <li>provide materials/equipment/supplies for classrooms</li> </ul>	Focus #2: <ul style="list-style-type: none"> <li>Administrators</li> <li>Guidance Counselors</li> <li>Reading Coach</li> <li>LTM Facilitator</li> <li>MCUSA Coach</li> <li>EBC Committee</li> </ul>	<ul style="list-style-type: none"> <li>Survey data</li> <li>Teacher Retention rate 80%</li> <li>Hire Highly Qualified teachers</li> <li>Increase in teacher professional growth as reflected on PGPs</li> <li>Increase staff attendance at district professional development</li> <li>Increase students and staff's attendance</li> <li>Decrease referrals by 5% by June 2017.</li> </ul>
	3. Student performance needs to improve in Reading, Math & Science 6-8	Focus #3: <ul style="list-style-type: none"> <li>ongoing data analysis</li> <li>field trips aligned to standards (Science &amp; Civics)</li> <li>professional development for teachers</li> <li>parent training</li> <li>student incentives for high achievement</li> <li>Academic initiatives posters and visuals throughout the campus</li> <li>modeling/coaching</li> <li>provide students/teachers science fair materials</li> </ul>	Focus #3: <ul style="list-style-type: none"> <li>Administrators</li> <li>Reading Coach</li> <li>Science STEM Coach</li> <li>Teachers</li> <li>SAC</li> </ul>	<ul style="list-style-type: none"> <li>Increase percentage of students scoring at a level 3 or higher on the FSA, EOC, FCAT Science from Reading 38% to 43% Math 33% to 38% Science 25% to 35% Algebra 48% to 85%</li> </ul>

		<ul style="list-style-type: none"> <li>• make and take sessions, mini labs for classrooms</li> </ul>		
4.	To ensure the feeder pattern alignment is successful from 5 <sup>th</sup> into 6 <sup>th</sup> grade by providing a 4-week seminar held on Carver Middle School campus	<p>Focus #4:</p> <ul style="list-style-type: none"> <li>• STEM Summer Bridge instructional program</li> <li>• Planning and articulation sessions between Pine Grove and Carver Middle School teachers</li> <li>• Carver Middle Parent Liaison will recruit students at parent meetings at Pine Grove</li> <li>• Feeder School visit in March of 2017</li> <li>• Summer Bridge Registrations</li> </ul>	<p>Focus #4:</p> <ul style="list-style-type: none"> <li>• Administrators</li> <li>• CMS/ Pine Grove 5-6 Teachers</li> <li>• Guidance Counselors</li> <li>• Reading Coach</li> <li>• STEM Coach</li> <li>• IB Coordinators</li> </ul>	To recruit at least 50% of Pine Grove's 5 <sup>th</sup> grade students to participate in the summer bridge academic program in summer 2017
5.	To increase the number of students enrolled in advanced level high school credit courses - (AVID /IB), industry certification, and entrepreneurship	<p>Focus #5:</p> <ul style="list-style-type: none"> <li>• Conduct recruitment activities during the Spring of 2017</li> <li>• Saturday/summer academic camp</li> <li>• parent/ student activities</li> <li>• parent workshops</li> <li>• student support for registration in advanced level course work</li> <li>• professional development for teachers -AVID Summer Institute)</li> <li>• SALP data conferences Data Chats (Teacher-Student)</li> </ul>	<p>Focus #5:</p> <ul style="list-style-type: none"> <li>• Administrators</li> <li>• Teachers</li> <li>• AVID Coordinator</li> <li>• IB Coordinator</li> <li>• Reading Coach</li> <li>• AVID tutors</li> </ul>	<ul style="list-style-type: none"> <li>• Increase the percentage of students enrolling in HS credit courses by 30% by June of 2017.</li> </ul>

<b>YEAR 2</b>	1. Parent Involvement in the educational process at the school level needs to increase.	<p>Focus # 1:</p> <ul style="list-style-type: none"> <li>incentives for volunteer hours</li> <li>monthly family involvement activities</li> <li>family incentives for attending events before, and after school activities for parents</li> <li>monthly parent meetings</li> <li>parent conferences-incentives</li> </ul>	<p>Focus #1:</p> <ul style="list-style-type: none"> <li>Family Night Committee</li> <li>Administrators</li> <li>MCUSA Coach</li> <li>Teachers</li> <li>Parent Liaison</li> <li>School Advisory Council</li> </ul>	<ul style="list-style-type: none"> <li>Increase the percentage of parents attending parental involvement events from 10 % to 25 % by June 2018 .</li> </ul>
	2. Maintain positive school culture	<p>Focus #2:</p> <ul style="list-style-type: none"> <li>survey staff– pre/post</li> <li>staff incentives</li> <li>student incentives for behavior and achievement</li> <li>faculty meetings recognition with incentives</li> <li>Notes, E-mails, certificates</li> <li>attendance incentives for staff and students</li> <li>celebrations for staff and students</li> <li>provide substitutes for training</li> <li>provide materials/equipment/supplies for classrooms</li> </ul>	<p>Focus #2:</p> <ul style="list-style-type: none"> <li>Administrators</li> <li>Guidance Counselors</li> <li>Reading Coaches</li> <li>MCUSA Coach</li> <li>EBC</li> <li>Parent Liaison</li> </ul>	<ul style="list-style-type: none"> <li>Survey data</li> <li>Teacher Retention rate 80%</li> <li>Hire Highly Qualified teachers</li> <li>Increase in teacher professional growth as reflected on PGPs</li> <li>Increase staff attendance at district professional development</li> <li>Increase students and staff's attendance</li> <li>Decrease referrals by 10% by June 2018.</li> </ul>
	3. Student performance needs to improve in Reading, Math & Science 6-8	<p>Focus #3:</p> <ul style="list-style-type: none"> <li>mini labs in classrooms/coach</li> <li>promote content vocabulary-word walls</li> <li>post academic posters and visuals throughout the school</li> <li>science fair – purchase supplies for students</li> <li>workshops for parents – science fair projects</li> <li>ongoing data analysis</li> <li>field trips aligned to standards (Science &amp; Civics)</li> <li>professional development for teachers</li> <li>parent training</li> <li>student incentives for high achievement</li> <li>Academic initiatives</li> <li>posters and visuals throughout the campus</li> <li>modeling/coaching</li> <li>provide students/teachers science fair materials</li> </ul>	<p>Focus #3:</p> <ul style="list-style-type: none"> <li>Administrators</li> <li>Science Coach</li> <li>STEM Coach</li> <li>Reading Coach</li> <li>Teachers</li> </ul>	<ul style="list-style-type: none"> <li>Increase percentage of students scoring at a level 3 or higher on the FSA, EOC, FCAT Science from Reading 43% to 50% Math 38% to 45% Science 35% to 39% Algebra 85% to 95%</li> </ul>

	<p>4. To ensure the feeder pattern alignment is successful from 5<sup>th</sup> into 6<sup>th</sup> grade by providing a 4-week seminar held on Carver Middle School campus</p>	<p>•</p> <p>Focus #4:</p> <ul style="list-style-type: none"> <li>• STEM Summer Bridge instructional program</li> <li>• planning and articulation sessions between Pine Grove and Carver Middle School teachers</li> <li>• Carver Middle Parent Liaison will recruit students at parent meetings at Pine Grove</li> <li>• feeder school visit in March of 2018</li> <li>• summer science theme-science club activities</li> </ul>	<p>Focus #4:</p> <ul style="list-style-type: none"> <li>• Administrators</li> <li>• CMS/ Pine Grove 5-6 Teachers</li> <li>• Guidance Counselors</li> <li>• Reading Coach</li> <li>• STEM Coach</li> <li>• IB Coordinators</li> </ul>	<ul style="list-style-type: none"> <li>• Increase the percentage of students registering for the summer bridge program by 20% from summer 2018 .</li> </ul>
--	--	--	--	---

	<p>5. To increase the number of students enrolled in advanced level high school credit courses - (AVID /IB), industry certification and entrepreneurship</p>	<p>Focus #5:</p> <ul style="list-style-type: none"> <li>• Conduct recruitment activities during the Spring of 2018</li> <li>• Saturday/summer academic camp</li> <li>• parent/ student activities</li> <li>• parent workshops</li> <li>• student support for registration in advanced level course work</li> <li>• professional development for teachers -AVID Summer Institute)</li> <li>• SALP data conferences Data Chats (Teacher-Student)</li> <li>• Winter and Spring Break incentive home packets</li> </ul>	<p>Focus #5:</p> <ul style="list-style-type: none"> <li>• Administrators</li> <li>• Teachers</li> <li>• AVID Coordinator</li> <li>• IB Coordinator</li> <li>• Reading Coach</li> </ul>	<ul style="list-style-type: none"> <li>• Increase the percentage of students enrolling in HS credit courses by 40% by June of 2018.</li> </ul>
--	--	---	--	--



<b>YEAR 3</b>	1. Parent Involvement in the educational process at the school level needs to increase.	<p>Focus # 1:</p> <ul style="list-style-type: none"> <li>monthly family thematic meetings/activities i.e. (before, during and after school)</li> <li>provide family incentives for attending family night events</li> <li>Report card parent conference incentives</li> <li>incentives for volunteer hours</li> </ul>	<p>Focus #1:</p> <ul style="list-style-type: none"> <li>Family Night Committee</li> <li>Administrators</li> <li>MCUSA Coach</li> <li>Teachers</li> <li>Parent Liaison</li> <li>School Advisory Council</li> </ul>	<ul style="list-style-type: none"> <li>Increase the percentage of parents attending the Family Night events from 25 % to 30 % by June 2019.</li> </ul>
	2. Maintain positive school culture	<p>Focus #2:</p> <ul style="list-style-type: none"> <li>survey staff pre-post</li> <li>staff incentives</li> <li>student incentives for behavior and achievement</li> <li>themes at faculty meetings with incentives</li> <li>notes, E-mails, certificates</li> <li>attendance incentives- staff and students</li> <li>celebrations or progress</li> <li>provide substitutes for training</li> <li>provide materials/equipment/supplies for classrooms</li> </ul>	<p>Focus #2:</p> <p>Focus #2:</p> <ul style="list-style-type: none"> <li>Administrators</li> <li>Guidance Counselors</li> <li>Reading Coaches</li> <li>MCUSA Coach</li> <li>EBC</li> <li>Parent Liaison</li> </ul>	<ul style="list-style-type: none"> <li>Pre and Post Survey results</li> <li>Teacher Retention rate 90% Hire Highly Qualified teacher</li> <li>Increase in teacher professional growth as reflected on PGPs</li> <li>Increase or maintain PTA Membership</li> <li>Increase mentoring and volunteering from community members</li> <li>All above by June 2019.</li> </ul>
	3. Student performance needs to improve in Reading, Math & Science 6-8	<p>Focus #3:</p> <ul style="list-style-type: none"> <li>summer science theme clubs</li> <li>professional development</li> <li>promote content vocabulary through all courses - word walls</li> <li>post academic posters and visuals throughout the school</li> <li>Science Fair participation-make and take mini boards sessions</li> </ul>	<p>Focus #3:</p> <ul style="list-style-type: none"> <li>Administrators</li> <li>Science Coach</li> <li>STEM Coach</li> <li>Reading Coach</li> <li>Teachers</li> </ul>	<p>Increase percentage of students scoring at a level 3 or higher on the FSA, EOC, FCAT Science from</p> <p>Reading 50% to 55% Math 45% to 50% Science 39 % to 44% Algebra 95% to 100%</p> <ul style="list-style-type: none"> <li></li> </ul>
	4. To ensure the feeder pattern alignment is successful from 5 <sup>th</sup> into 6 <sup>th</sup> grade by providing a 4-week seminar held on Carver Middle School campus during the	<p>Focus #4:</p> <ul style="list-style-type: none"> <li>STEM Summer Bridge instructional program</li> <li>planning and articulation sessions between Pine Grove and Carver Middle School teachers</li> <li>Carver Middle Parent Liaison will recruit students at parent meetings at Pine Grove</li> <li>feeder school visit in March of 2019</li> </ul>	<p>Focus #4:</p> <ul style="list-style-type: none"> <li>Administrators</li> <li>CMS/ Pine Grove 5-6 Teachers</li> <li>Guidance Counselors</li> <li>Reading Coach</li> <li>STEM Coach</li> <li>IB Coordinators</li> </ul>	<ul style="list-style-type: none"> <li>Increase the percentage of students registering for the summer bridge program by 40% from summer 2018 .</li> </ul>

	summer			
	5. To increase the number of students enrolled in advanced level (AVID /IB) courses, industry certification ( Entrepreneurship, HS credit courses	Focus #5: <ul style="list-style-type: none"> <li>on –going data analysis</li> <li>After school /Saturday tutorials</li> <li>Morning homework assistance</li> <li>student activities-before/after school</li> <li>student incentives for progress</li> <li>Conduct recruitment activities during the Spring of 2019</li> <li>Summer academic camp</li> <li>parent workshops</li> <li>student support for registration in advanced level course work</li> <li>professional development for teachers -AVID Summer Institute)</li> <li>SALP data conferences Data Chats (Teacher-Student)</li> <li>Winter and Spring Break incentive home packets</li> <li>Academic Games competition</li> </ul>	Focus #5: <ul style="list-style-type: none"> <li>Administrators</li> <li>Teachers</li> <li>AVID Coordinator</li> <li>IB Coordinator</li> <li>Reading Coach</li> <li>ELA, Math &amp; Science Support – Regional &amp; District level</li> <li></li> </ul>	<ul style="list-style-type: none"> <li>Increase the percentage of students enrolling in HS credit courses by 50% by June of 2019.</li> <li></li> </ul>
<b>YEAR 4</b>	1. School’s students will continue to build its parent involvement numbers, maintain a positive school culture, make academic gains in science, math and enroll in industry certification and advanced level courses as a result strategies implemented over the last three years.	Activities implemented in the last 3 years will continue be consistent, and monitored.	All staff members will be responsible for continuing the progress made during years 1-3	Students will meet or exceed district grade level reading, math, and science.

**FOR PRINCIPAL ONLY: Please check the area/areas of Principal Leadership you are interested in improving with the assistance of your CEO. Areas listed are the Florida Principal Leadership Standards. More information about the standards can be found at [www.schoolleaders.org](http://www.schoolleaders.org).**

- |  |   |
|--|---|
| <input checked="" type="checkbox"/> Instructional Leadership                 | <input type="checkbox"/> Decision Making Strategies |
| <input type="checkbox"/> Managing the Learning Environment                   | <input type="checkbox"/> Technology                 |
| <input checked="" type="checkbox"/> Learning, Accountability, and Assessment | <input type="checkbox"/> Human Resource Development |

Ethical Leadership

Vision

Community and Stakeholder Partnerships

Diversity

**Signatures of Team Members**

Principal \_\_\_\_\_ CEO \_\_\_\_\_ Coach \_\_\_\_\_

## 2013-2016 Carver Middle School Results

COMPONENTS	2013 FCAT 2.0	2014 FCAT 2.0	% Difference	2015 FSA	2016 FSA	% Difference
Reading Satisfactory Performance	41%	44%	+3	39%	38%	-1
Reading Gains	63%	69%	+6	n/a	46%	
Read Lowest 25%	59%	73%	+10	n/a	41%	
Math Satisfactory Performance	38%	39%	+1	33%	33%	0
Math Gains	58%	65%	+7	n/a	40%	
Math Lowest 25%	65%	69%	+4	n/a	33%	
Science	32%	31%	-1	37%	25%	-12
Acceleration	n/a	n/a	n/a	97%	46%	-51
Civics EOC	n/a	n/a	n/a	48%	53%	+4
Total Points	493	529	+36	217	355	-64
Grade	C	C		C	D	

Printer Friendly

Attendance Dashboard

### Principal and Principal Supervisor Dashboard (YTD) - RX00A0636

Discipline Dashboard

Current Year: 2017

Region: South

School: 2041 - Carver Middle School

(MS School Type selection)

Principal: Alexander Prophete, Kiwana

Start: FY2013

School Profile	Prior Yr	Crt Yr	Teacher Profile	FY16 EOY	FY17 YTD	Student Abs.	11+	15+	21+	Student Dis.	ODR	ISS	OSS			
Schl Grade	C	D	Tch Count	64	61	Total	0.5%	0.1%	0%	Total	9.1%	3.6%	6.2%			
Enrollment	874	809	Abs. Rate	8.6%	3.7%	White Female	0%	0%	0%	White Female	0%	0%	0%			
Black	76%	74%	Vacancies	N/A	3	Black Female	0.3%	0%	0%	Black Female	9.9%	3.6%	7.3%			
Hispanic	13%	15%	Sub Fill Rate	N/A	TBA	Hisp. Female	0%	0%	0%	Hisp. Female	1.9%	0%	1.9%			
White	6%	6%	Obs. Count	N/A	58	ELL Female	0%	0%	0%	ELL Female	4.1%	1.0%	1.0%			
Other	4%	5%	% L 1/2 Students w/ Tchr 0-3 yr exp.	81.5%	79.5%	SWD Female	0%	0%	0%	SWD Female	6.1%	2.0%	6.1%			
ELL	22%	24%	Range of Teacher Years Total Experience			White Male	0%	0%	0%	White Male	4.3%	0%	4.3%			
SWD	15%	16%	0-3	4-7	>7	Black Male	0.7%	0.3%	0%	Black Male	13.4%	6.2%	8.2%			
FRL	85%	86%	25%	18%	56%	Hisp. Male	1.5%	0%	0%	Hisp. Male	4.4%	0%	2.9%			
Mobility	3%	1%				ELL Male	0%	0%	0%	ELL Male	11.3%	3.1%	8.2%			
Over Age	16%	17%				SWD Male	0%	0%	0%	SWD Male	11.7%	2.6%	9.1%			
ELA Ach.	FSA FY16	Diag FY17	FSA FY17	Math Ach.	FSA FY16	Diag FY17	FSA FY17	MS Accel	HS Math FY16 Enroll	HS Math FY16 Ach	HS Math FY17 Enroll	Core Fs	EOY FY16	Q1 FY17	Q2 FY17	Q3 FY17
Total	34%			Total	25%			Total	21.5%	65.1%	23.8%	Total	7.3%	11.7%		
White Female	59%			White Female	45%			White Fem	42.9%	83.3%	44.4%	White Fem	0%	3.8%		
Black Female	38%			Black Female	26%			Black Fem	22.1%	58.6%	20.2%	Black Fem	7.3%	9.2%		
Hisp. Female	35%			Hisp. Female	35%			Hisp. Fem	25.0%	25.0%	31.6%	Hisp. Fem	1.8%	11.3%		
ELL Female	11%			ELL Female	9%			ELL Fem	2.4%	0%	0%	ELL Fem	7.1%	8.2%		
SWD Female	9%			SWD Female	5%			SWD Fem	0%			SWD Fem	11.4%	14.3%		
White Male	39%			White Male	39%			White Male	33.3%	100.0%	40.0%	White Male	8.3%	17.4%		
Black Male	25%			Black Male	20%			Black Male	14.8%	62.5%	19.4%	Black Male	8.0%	15.4%		
Hisp. Male	26%			Hisp. Male	30%			Hisp. Male	15.4%	100.0%	21.7%	Hisp. Male	12.9%	16.2%		
ELL Male	8%			ELL Male	7%			ELL Male	0%		9.5%	ELL Male	13.5%	17.5%		
SWD Male	9%			SWD Male	4%			SWD Male	3.8%	100.0%	3.4%	SWD Male	10.2%	29.9%		

Grade Stud PYG Count Gain

READING/ELA

Stud PYG Count Gain

MATH

## **School Profile:**

In 1941, the school, known then as the Palm Beach County Training School for black students, was renamed after renowned scientist George Washington Carver. It remained the name of the black high school in the city through desegregation in 1968, when it became a junior high school, and in 1970 when it became a middle school. Carver Middle relocated to its current location in August of 1994.

- a) Carver Middle was the first MYP school established in the State of Florida in 1997
- b) First "A" rated secondary school in the Delray Beach in 2009. Second "A" rating in 2011
- c) Established AVID in 2014
- d) Over 5 languages spoken by students
- e) Currently has 820 students enrolled
- f)

## **Unique Strengths**

- a) We currently have 24 male teachers; 21 male teachers of color
- b) Creation of Carver's Gummy Pop
- c) Establishment of Pre-It Academy- Web design & Entrepreneurship courses
- d) SWPBS -reduction of level 3 discipline incidents (OSS/ISS)
- e) Implementation of the whole school IB MYP program in 2013
- f) 20% of staff are bilingual; languages spoken: French, Creole, Spanish, Portuguese, and Vietnamese
- g) Carver- Atlantic partnership- Mentoring and volunteering programs
- h) School Wide Initiatives (Atlantic High/Carver Partnership, One Book- One School, Food Pantry, & IB Community Project)

## **Unique Areas for Improvement**

Increase student proficiency in all assessed areas: Reading, Math, Science, & Algebra I EOC

Increase the number of students enrolled in EOC courses

- Subgroups- F/R Lunch, Black, Hispanic, ELL, & ESE
- Reduce gaps between subgroups:
  - **ELA**
  - Females-Non ESE-ESE,
  - Males- W-H
  - **Math**
  - Females-W-B, W-H, Non ELL-ELL, Non ESE-ESE
  - Males-Non ESE-ESE

**PASS Three Year Budget Summary**

DATE: February 1, 2017										
Items	Public/District/School In Kind Match			Private CEO Match*			DOE	Total Budget	By Year	
	Year One	Year Two	Year Three	Year One	Year Two	Year Three	Year One	Year One	Year Two	Year Three
Stipends, Supplements, Subs	16,000	16,000	17,000		11,000	11,000	1,000	17,000	27,000	28,000
Travel					9,974	9,975			9,974	9,975
Instructional Materials/ Software	4,000	3,000	5,000	6,051	2,500	2,500	1,700	11,751	5,500	7,500
Instructional Technology							79,000	79,000		
Staff Development/Workshop Registration	9,000	9,000	11,000		5,200	5,200		9,000	14,200	16,200
Instructional Equipment										
Parent Involvement Activities	3,000	3,000						3,000	3,000	
Professional Services/ Consultants/Coach					5,000	5,000	5,000	5,000	5,000	5,000
Assessment/ Data Analysis and External Evaluation					3,300	3,300	3,300	3,300	3,300	3,300
Incentives and Rewards	2,000	2,000						2,000	2,000	
Program Coordination					10,000	10,000	10,000	10,000	10,000	10,000
<b>TOTAL</b>	<b>34,000</b>	<b>33,000</b>	<b>33,000</b>	<b>6,051</b>	<b>46,974</b>	<b>46,975</b>	<b>100,000</b>	<b>140,051</b>	<b>79,974</b>	<b>79,975</b>



## Public/District/School In Kind Match

## PASS Budget Narrative

(Please itemize by fundraising source and provide a detailed description of expected expenditures.)

**Stipends/Supplements/Substitutes/Salaries:****\$49,000 Total**

\$ 16,000 for year 1, \$16,000 for year 2, and \$17,000 for year 3 reflect existing time to provide instructional/staff support for all PASS activities and school improvement. Stipends will be provided to support the Summer Bridge academic program for Carver Middle and Pine Grove instructional staff.

**Travel:** Indicate, separately, local and out-of-county travel required for the project and a justification of the need for travel.

**\$ 0**

**Instructional Materials/Software:** List the categories separately and explain what is needed for the project and why.

**\$**

**Instructional Technology:** Describe equipment to be purchased (computers, etc.). List the cost for each item, describe how the equipment will be used and explain why it is essential to the operation of the project.

**Staff Development and Workshop Registration:** (note – travel expenses for workshops and conferences are put into the travel line item)

**\$29,000 Total**

\$9,000 for year 1, \$9,000 for year 2, and \$11,000 for year 3 reflect funds for staff's professional development that support PASS activities and school improvement.

**Parent Involvement Activities:****\$6,000 Total**

\$ 3,000 for year 1 and \$3,000 for year 2 reflect school funds that support and encourage parental involvement and awareness of PASS plan and goals to increase school improvement.

**Professional Services/Coach/Consultants:****Assessment/Data Analysis and Evaluation:****Incentives:****\$4,000 Total**

\$2,000 for year 1 and \$2,000 for year 2 to fund incentives for students and staff that support PASS activities and school improvement.

**Program Coordinating Costs:**

**Other:** Describe and justify any other items to be charged to the project budget that are not included in the categories above.

c: \grants\budgetnarr



## Corporate/Business/CEO Match

## PASS Budget Narrative

(Please itemize by fundraising source and provide a detailed description of expected expenditures.)

### **Stipends/Supplements/Substitutes:**

#### **\$ 22,000 Total**

\$11,000 is budgeted for year 2 and \$11,000 for year 3 to provide the Carver Middle and Pine Grove elementary school teachers for introducing rigor into the instructional delivery in the classroom and to support the implementation of the PASS plan activities, and school improvement.

\$1,000 is budgeted in year 2 for the PASS Historian and \$1,000 in year 3 for the PASS Historian.

**Travel:** Indicate, separately, local and out-of-county travel required for the project and a justification of the need for travel.

#### **\$ 19,349 Total**

\$ 9,974 is budgeted in year 2 and \$9,975 in year 3 to fund out of town travel expenses for AVID training for instructional staff; \$1,000 is budgeted in year 2 and \$1,000 in year 3 to cover expenses for field trips (buses, etc.) for up to 175 students. All funds will support PASS activities and plan focusing on school improvement.

**Instructional Materials/Software:** List the categories separately and explain what is needed for the project and why.

#### **\$ 5,000 Total**

\$2,500 is budgeted in year 2 and \$2,500 in year 3 for software needed to support AVID curriculum needed to ensure the success of students in advanced level coursework. All of the instructional materials/software are needed to support the PASS plan activities, and school improvement.

**Instructional Technology:** Describe equipment to be purchased (computers, etc.). List the cost for each item, describe how the equipment will be used and explain why it is essential to the operation of the project.

#### **\$ 0**

**Staff Development/Workshop Registration:** (note – travel expenses are for workshops and conferences are to be put in the travel line item)

#### **\$ 10,400 Total**

\$ 5,200 is budgeted for year 2 and \$5,200 for year 3 to provide staff development and conferences for staff, in order to improve instruction , supporting PASS activities and school improvement.

**Parent Involvement Activities:**

#### **\$ 0**

**Professional Services/Coach/Consultants:** (minimum of \$5,000 year two and \$5,000 year three must be budgeted for a PASS coach)

#### **\$10,000 Total**

\$5,000 for year 2 and \$5,000 for year 3 is funding for the PASS Coach to provide consulting services to our school.

**Assessment/Data Analysis and Evaluation:**

#### **\$6,600 Total**

\$3,300 per year, year 2 & 3, will be used for external evaluation of the PASS program at the University of Miami

**Incentives:**

**Program Coordination:**

#### **\$20,000-Total**

\$10,000 of private funds will be utilized during year two and \$10,000 during year three for CEC program coordination

## DOE or Foundation Match

## PASS Budget Narrative

(Please itemize by fundraising source and provide a detailed description of expected expenditures.)

**Stipends/Supplements/Substitutes:**

**\$ 1,000 Total**

\$ 1,000 is budgeted in year 1 for the PASS Historian.

**Travel:** Indicate, separately, local and out-of-county travel required for the project and a justification of the need for travel.

**\$ Total**

**Instructional Materials/Software:** List the categories separately and explain what is needed for the project and why.

**\$ 1,700 Total**

\$1,700 for year 1, reflect funding needed to support the implementation of curriculum for AVID, entrepreneurship for curriculum and supplies. All of these classroom supplies are needed to support the PASS plan, goals, activities, and that support PASS activities and school improvement.

**Instructional Technology:** Describe equipment to be purchased (computers, etc.). List the cost for each item, describe how the equipment will be used and explain why it is essential to the operation of the project.

**\$ 79,000 Total**

\$ 79,000 for year 1 will be used to purchase technology equipment for classrooms at Carver Middle School. Computer desktops/laptops along with laptop charging stations will be purchased to ensure students have access to instructional software needed to engage students in the AVID/STEM/ High School credit courses that support the PASS goals and school improvement.

**Staff Development/Workshop Registration:** (Note – expenses for travel for workshops and conferences are to be put in the travel line item)

**\$ 0**

**Parent Involvement Activities:**

**\$ 0**

**Professional Services/Coach/Consultants:** Funds for a PASS coach and for other professionals to support PASS strategies and activities.

**\$5,000 Total**

\$5,000 – year 1 – will be used for the PASS Coach to provide consulting services to our school.

**Assessment/Data Analysis and Evaluation:**

**\$3,300 – Total**

\$3,300 of the DOE funds will be utilized during year one for external evaluation activities.

**Program Coordination:**

**\$10,000-Total**

\$10,000 of DOE funds will be utilized during year one for program coordination costs at CEC per PASS financial guidelines.

c:\grants\budgetnarr