



360 NE 4th Street - Wall/Building Details and Rendering



To see more details, open Image file ("Mural Wall Doors Closed With dimensions") also provided.

The lower part of the building is $41.7' \times 8' = 333.6$ SqFt (including windows)

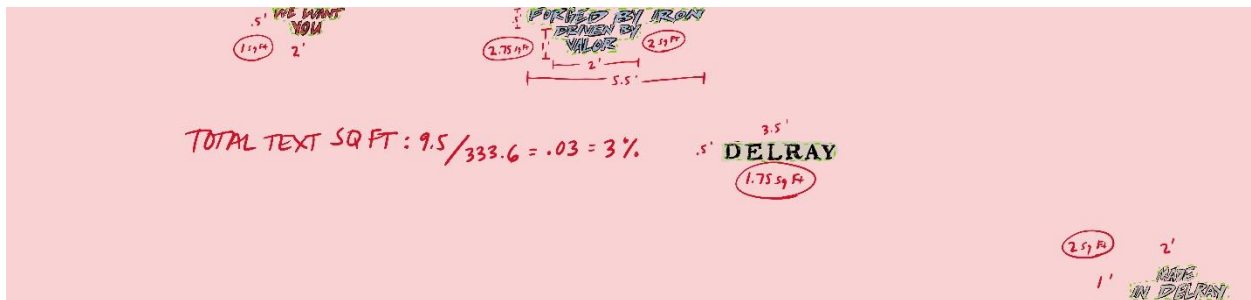

The taller part of the building is $64.7' \times 13.75' = 889.6$ SqFt (including bay doors and entrance door)

Total SqFt = 1223.2



360 NE 4th Street - Wall/Building Details and Rendering

Lower/Office wall mural (Office Wall V2 image file) 41.7' x 8' = 333.6 SqFt



“We Want You”: 0.5' x 2' = 1 SqFt

“Forged By Iron”: 0.5' x 5.5' = 2.75 SqFt

“Driven By Valor”: 1' x 2' = 2 SqFt

“DELRAY”: 0.5' x 3.5' = 1.75 SqFt

“Made In Delray”: 1' x 2' = 2 SqFt

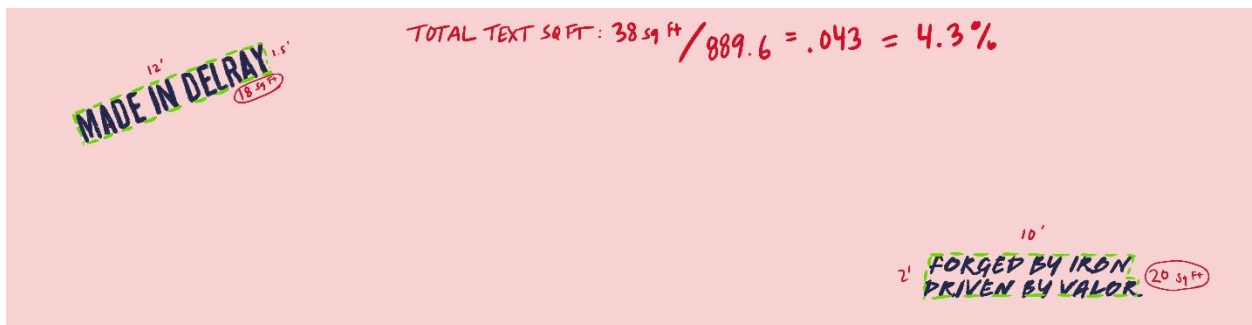

Total: 9.5 Sqft / 333.6 Sqft = .03 (3%)



360 NE 4th Street - Wall/Building Details and Rendering

Continuation of mural on gym wall (Gym Wall V2 image file) 64.7' x 13.75' = 889.6 SqFt.

Both garage doors and entry doors will be painted.



“Made In Delray”: 12' x 1.5' = 18 SqFt

“Forged By Iron Driven By Valor”: 2' x 10' = 20 SqFt

Total: 38 Sqft / 889.6 Sqft = .043 (4.3%)