All County Paving

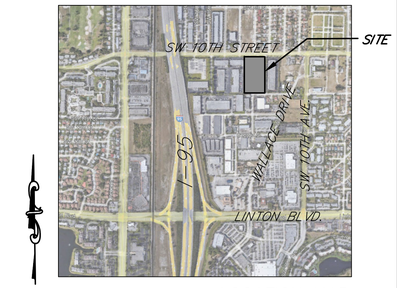

LOCATION MAP
(NOT TO SCALE)

1180 SW 10th Street
Delray Beach, FL 33444
Phone: (561) 588-0949
PCN 12-43-46-20-01-021-0032
PCN 12-43-46-20-01-021-0040

DEVELOPMENT TEAM

OWNER
All County Paving
Ken Goldberg President
1108 SW 10th Street
Delray Beach, FL 33444
kgoldberg@allcountypaving.com
Office: 561-588-0949

PLANNING SOLUTIONS
Jeffery A. Costello, AICP, FRA-RP
Delray Beach, FL
jcostello@planningsolutions.com
561-573-1486

PLANNING, LANDSCAPE ARCHITECT
Allan Hendricks, PLA
Vice President
Caulfield & Wheeler Inc.
7900 Glades Road, Suite 100
Boca Raton, FL. 33434
561-392-1991
ALLAN@CWIASSOC.COM

ENGINEERING
Matthew Kahn, P.E.
Project Manager
Caulfield & Wheeler Inc.
7900 Glades Road, Suite 100
Boca Raton, FL. 33434
561-392-1991
MATTHEW@CWIASSOC.COM

PLAT
Dave Lindley, P.L.S.
Senior Vice President
Caulfield & Wheeler Inc.
7900 Glades Road, Suite 100
Boca Raton, FL. 33434
561-392-1991
DAVE@CWIASSOC.COM

REVISIONS	DATE	BY
REVISED PER CITY COMMENTS	04/24/25	GAH

FILE NAME 9992LAND

CAULFIELD & WHEELER, INC.
CIVIL ENGINEERING
LANDSCAPE ARCHITECTURE SURVEYING
7900 GLADES ROAD – SUITE 100
BOCA RATON, FLORIDA 33434
PHONE (561)-392-1991 / FAX (561)-750-1452

All County Paving
SITE PLAN
DELRAY BEACH FLORIDA

DATE 04/04/24
DRAWN BY GAH
F.B./ PG. --
SCALE NTS

SUBMITTED BY:
Digitally signed by Gaylord Allan Hendricks
Date: 2025.04.30 08:46:12 -04'00'
Adobe Acrobat version: 2023.001.20635
G. ALLAN HENDRICKS
LANDSCAPE ARCHITECT
No. LA666974
STATE OF FLORIDA
-FOR THE FIRM-
DATE

JOB # 10722
SHT.NO.
COV-1
OF – SHEETS

1180 SW 10 Street - FILE NOS.: 24-173, 174, 175, & 176

Future Land Use: Industrial
Zoning: Industrial
Flood Zone: X
Use 4800 - Warehouse/ Distribution Terminal 211,954.36 SQ.FT.
4.865 Acres

1180 SW 10th Street
Delray Beach, FL 33444
Phone: (561) 588-0949
PCN 12-43-46-20-01-021-0032 West
PCN 12-43-46-20-01-021-0040 East

PROJECT DATA	REQ. / PERMITTED	EXISTING/ PROPOSED
FRONT SETBACK	30'	30.8' + 33'
SIDE INTERIOR SETBACK	10'	150' + 101'
SIDE STREET SETBACK	30'	--
REAR SETBACK	10'	146' + 149'
# OF STORIES		OFFICE 2, WAREHOUSE 1
LOT WIDTH	100' MIN.	351.95'
LOT DEPTH	300' MIN.	593.63'
FRONTAGE	100' MIN.	351.95'
TOTAL SITE AREA	20,000 SQ.FT. MIN.	212,602.95 SQ.FT.
PERVIOUS / IMPERVIOUS AREA		PERVIOUS 61,650 SQ.FT. IMPERVIOUS 150,952 SQ.FT.
OPEN SPACE (LANDSCAPE)		50,970 SQ.FT.
WATER BODIES	--	--
GROUND FLOOR AREA		40,702 SQ.FT.
GROSS FLOOR AREA		43,974 SQ.FT.
LOT COVERAGE	50% MAX.	20%
FLOOR AREA RATIO		.2068
DWELLING UNITS	N/A	--
DENSITY	N/A	--

PARKING DATA		REQ. / PERMITTED	PROVIDED
PARKING OFFICE			
1ST FLOOR 3,851 WORK + 996 CIRCULATION =4,847 SQ.FT. GROSS; 2ND FLOOR 3,553 WORK + 791 CIRCULATION =4344 SQ.FT. GROSS; 7,404 SQ.FT. NET		4 PER 1000, first 3000 = 12; 3.5 PER 1000, over 3000 = 16; 28	25 + 3 HC
PARKING WAREHOUSE 36,378 SQ.FT.	16,782 SQ.FT. WORK AREA; 19,586 SQ.FT. STORAGE	3 PER 1000 = 51; 1 PER 1000 = 20; 71	
PARKING BIKE			
	TYPE I	2	3
	TYPE II	3	9
TOTAL PARKING		99	99

AREA TABULATIONS	SQ.FT.	%
BUILDING	41,515	19.5
ASPHALT PARKING	111,048	52.2
GRAVEL	8,269	3.8
LANDSCAPE BUFFERS	14,415	6.8
FOUNDATION PLANTING	4,156	2
INTERIOR OPEN SPACE	33,199	15.7
TOTAL SITE:	212,602.95	100

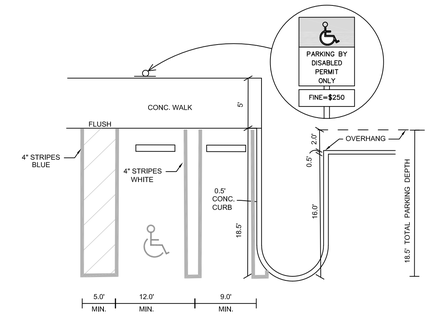

Typical Parking Layout

LOCATION MAP
(NOT TO SCALE)

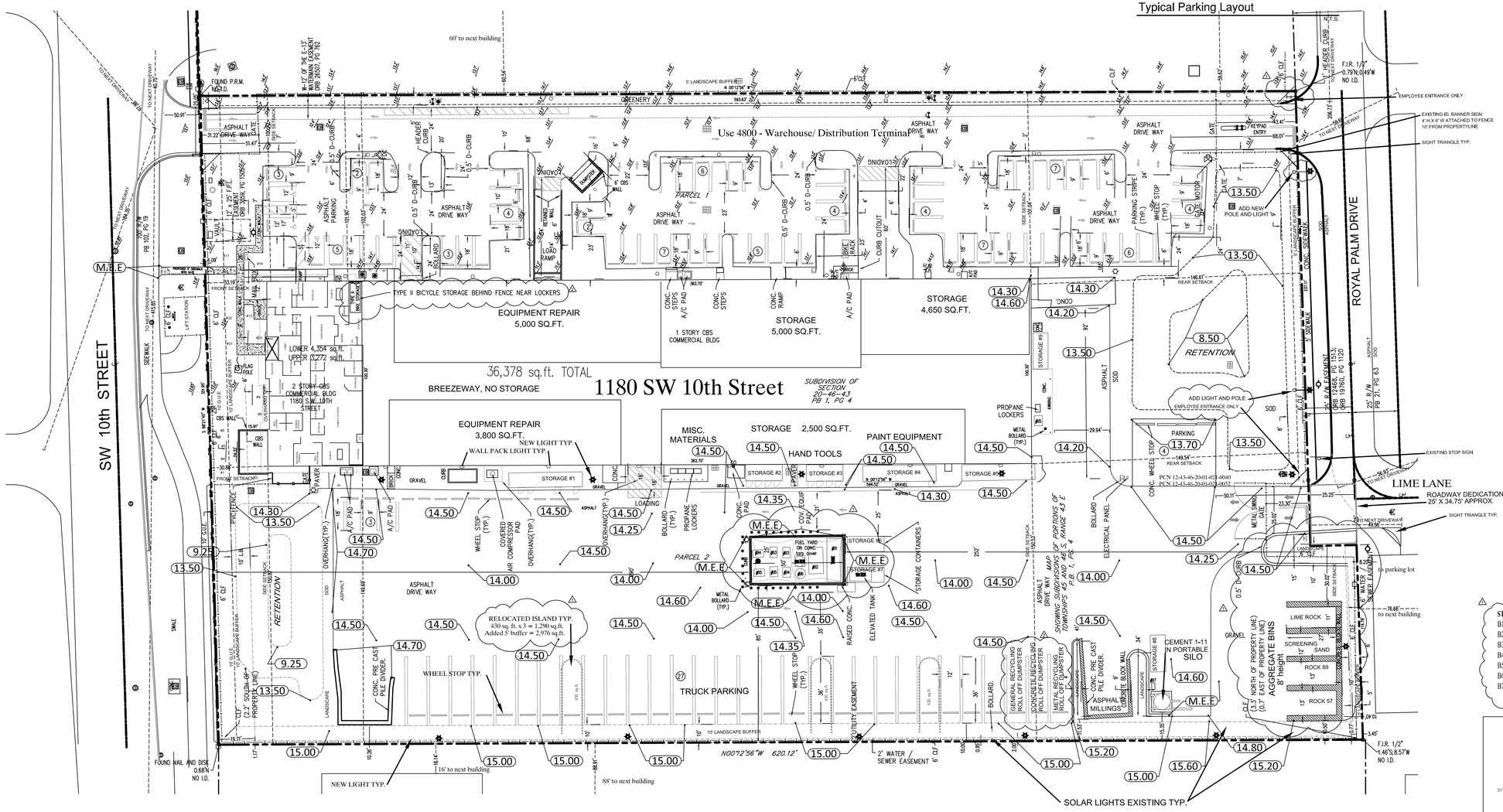

STORAGE DATA

CONTAINER DATA USE AND MANIFEST

1. 480" x 102" Tare Weight= 8150 lb - 140 MPH Wind Rated USE: Shop Locker
MANIFEST: Equipment Tires, Wheels, Tracks, Large Parts

2. 240" x 102" Tare Weight= 5000 lb - 150 MPH Wind Rated USE: Crew & Equipment Lockers - Patching Crews
MANIFEST: Concrete Saws, Street Saws, Plate Tamps, Hand Tools

3. 240" x 102" Tare Weight= 5000 lb - 150 MPH Wind Rated USE: Facilities Lockers
MANIFEST: Lawn Equipment, Signage and materials storage

4. 480" x 102" Tare Weight= 8150 lb - 140 MPH Wind Rated USE: Trucking Locker- Uniform Locker
MANIFEST: Chains, Turnbuckles, Tie Downs, Uniforms

5. 480" x 102" Tare Weight= 8150 lb - 140 MPH Wind Rated
USE: Crew & Equipment Lockers/ Seal-coat and Paving Crews
MANIFEST: Blowers, Plate Tamps, Street Saws

6. 240" x 102" Tare Weight= 5000 lb - 150 MPH Wind Rated USE: Equipment Lockers - MOT
MANIFEST: Cones, Barricades

7. 240" x 102" Tare Weight= 5000 lb - 150 MPH Wind Rated USE: Equipment & Material Lockers
MANIFEST: Hoses, Spray Wands, Cold Patch, Seal-coat Additives

8. 240" x 102" Tare Weight= 5000 lb - 150 MPH Wind Rated
USE: Equipment Locker - Concrete Crews
MANIFEST: Concrete Saws, Jack Hammers, Hand Tools and Forms

9. 240" x 102" Tare Weight= 5000 lb - 150 MPH Wind Rated
USE: Equipment Locker - Striping Crews
MANIFEST: Miscellaneous Equipment and hand tools

STORAGE TANK DATA
B1. TARCONITE SEALER - 4500 GAL DOUBLE WALL STEEL - 21.5' L x 8' W x 8' H - STATIONARY
B2. POLYTARPRO SEALER- 4500 GAL DOUBLE WALL STEEL- 13' L x 11' W x 11' H - STATIONARY
B3. HIGH SULFUR DIESEL- 500 GAL DOUBLE WALL STEEL - 6.5' L x 4' W x 4' H - STATIONARY
B4. OFF ROAD DIESEL - 500 GAL DOUBLE WALL STEEL - 6.5' L x 4' W x 4' H - STATIONARY
B5. GASOLINE - 500 GAL DOUBLE WALL STEEL STEEL - 6.5' L x 4' W x 4' H- STATIONARY
B6. DIESEL EXHAUST FLUID - 55 GAL HDPE - STATIONARY
B7. DARCOLE CONCRETE AGENT -55 GAL HDPE - PORTABLE TOTE (next to silo)
SEE CUT SHEETS FOR ADDITIONAL DETAILS

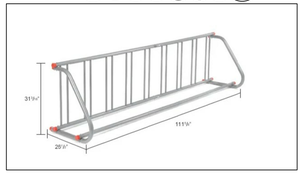

OUTDOOR BIKE RACK, 9 BIKE CAPACITY
TYPE 2 BICYCLE STORAGE BEHIND FENCED CAGE

LEGAL DESCRIPTION:

Parcel 1:
The East 211.11 feet of Lot 21, Section 20, Township 46 South, Range 43 East, of Map Showing Subdivisions of Portions of Townships 45 and 46 South, Range 43 East, Palm Beach County, Florida; Less the North 50 feet thereof for right-of-way of Southwest 10th street, according to the map or plat thereof as recorded in Plat Book I, Page 4, Public Records of Palm Beach County, Florida.

Parcel 2:
The West 140.74 feet of the East 351.85 feet of Lot 21, Section 2 O, Township 46 South, Range 43 East, of Map Showing Subdivisions of Portions of Townships 45 and 46 South, Range 43 East, Palm Beach County, Florida; Less the North 50 feet thereof for right-of-way of Southwest 10th street, according to the map or plat thereof as recorded in Plat Book 1, Page 4, Public Records of Palm Beach County, Florida.



GRAPHIC SCALE 0 15 30 60 90 1" = 30'

REVISED PER CITY COMMENTS	04/24/25	JEM
REVISED PER CITY COMMENTS	02/27/25	GAH
REVISED PER CITY COMMENTS	11/12/24	GAH
REVISIONS	DATE	BY
FILE NAME 9992LAND		

CAULFIELD & WHEELER, INC.
CIVIL ENGINEERING
LANDSCAPE ARCHITECTURE - SURVEYING
7900 GLADES ROAD - SUITE 100
BOCA RATON, FLORIDA 33434
PHONE (561)-392-1991 / FAX (561)-750-1452

All County Paving
SITE PLAN
DELRAY BEACH FLORIDA

DATE	04/04/24
DRAWN BY	GAH
F.B./ PG.	--
SCALE	1"=30'

G. ALLAN HENDRICKS
LANDSCAPE ARCHITECT
No. LA6666974
STATE OF FLORIDA
-FOR THE FIRM-
DATE

JOB # 10722
SHT.NO.
SP-1
OF 2 SHEETS

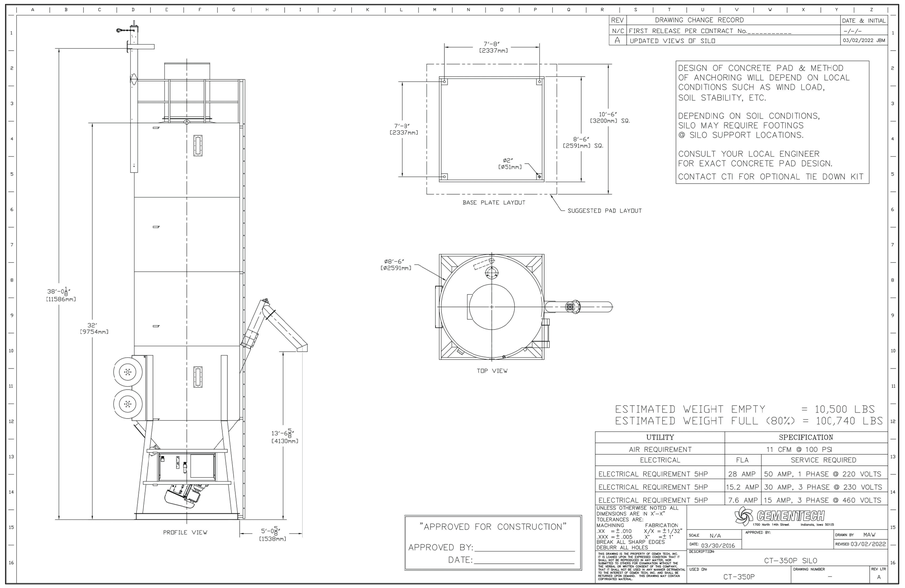

SILO ELEVATION

NOT TO SCALE

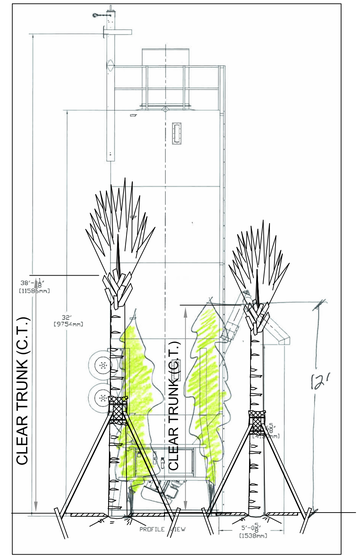

SILO SCREENING, PALMS AND SHRUBS

NOT TO SCALE

⚠ FUEL STORAGE CONTAINER

NOT TO SCALE

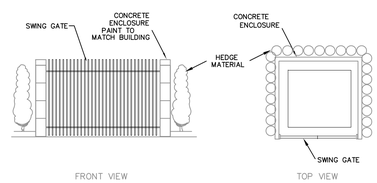

DUMPSTER DETAIL

NOT TO SCALE

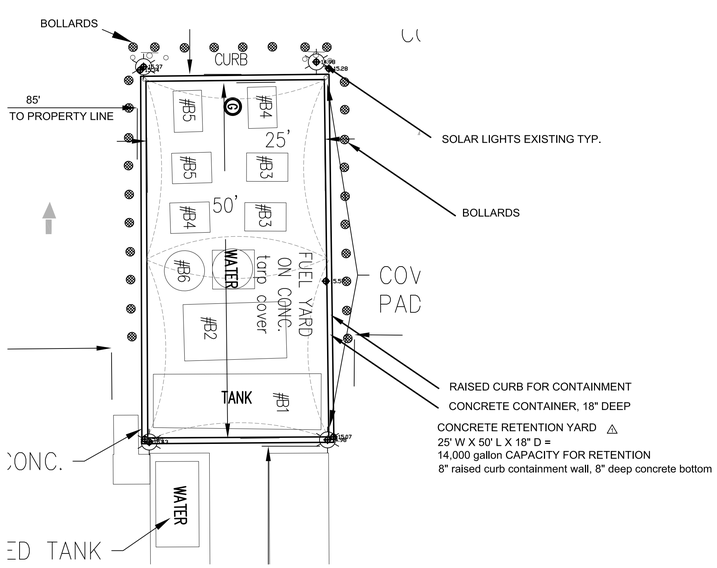

FUEL STORAGE CONTAINER

NOT TO SCALE

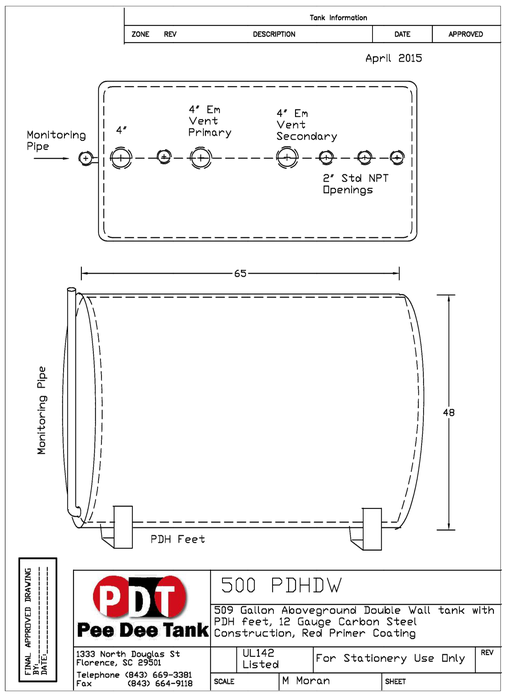

TANK #B2



The Ditch Runners SMT Storage tanks are constructed for the long term storage of coal tar and asphalt emulsions. Our SMT line is built with heavy gauge materials for high durability and quality compoentry for reliable agitation and material transfers.

Standard features:
550 to 10,000 Gallon Material Capacity
- Heavy gauge materials for high durability
- Easy operator control panel for mixing and pump control
- Bowie™ gear pump for reliable material transfers
- 3 blade offset agitation for material mixing
- Large material inspection plate for easy access and cleaning.
- Twin Cylinder 16HP Gas Briggs™ Engines or 230/460 3 Phase AC power
- 2-15/16" Solid Shaft

Sales 770-832-1192
Part & Service 770-646-6998

www.ditchrunner.net

Reid Manufacturing LLC.
155 Evelyn S. Wade Blvd.
Buchanan, GA. 30113

TANK #B1

⚠ REVISED PER CITY COMMENTS	02/27/25	GAH
REVISIONS	DATE	BY
FILE NAME 99926.LAND		

CAULFIELD & WHEELER, INC.
CIVIL ENGINEERING
LANDSCAPE ARCHITECTURE – SURVEYING
7900 GLADES ROAD – SUITE 100
BOCA RATON, FLORIDA 33434
PHONE (561)-392-1991 / FAX (561)-750-1452

All County Paving
SITE PLAN DETAILS
DELRAY BEACH FLORIDA

DATE	04/04/24
DRAWN BY	GAH
F.B./ PG.	--
SCALE	1"=30'

Digitally signed by Gaylord Allan Hendricks
Date: 2025.04.30 08:47:40 -04'00'
Adobe Acrobat version: 2025.001.20435
G. ALLAN HENDRICKS
LANDSCAPE ARCHITECT
No. LA6666974
STATE OF FLORIDA
-FOR THE FIRM-
DATE

JOB # 10722
SHT.NO.
SP–2
OF 2 SHEETS

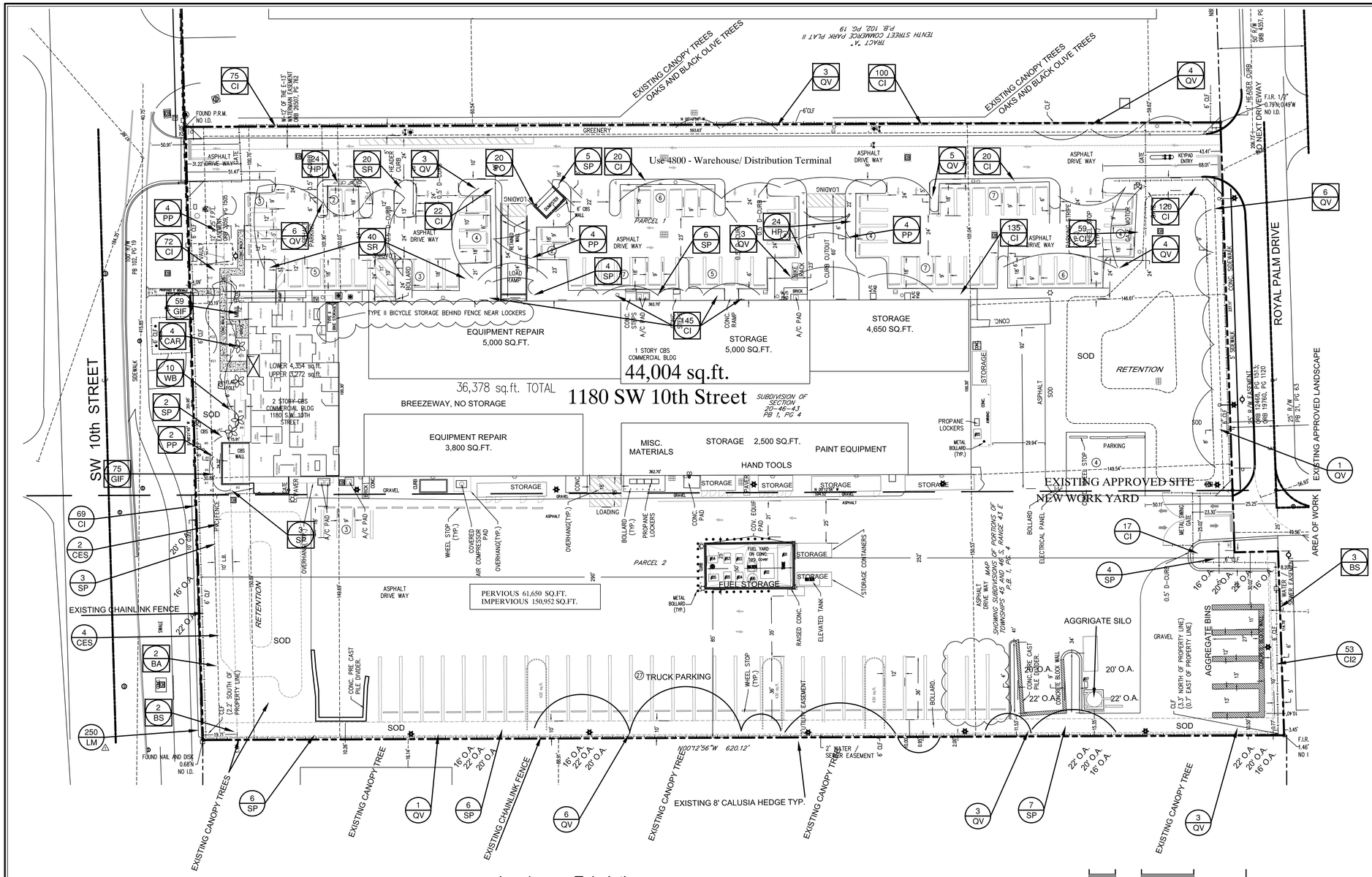

EXISTING

NEW

PLANT KEY, NEW MATERIAL

Quan.	Symbol	Botanic Name / Common Name Specification	Degree of Drought Tolerance
6	CES*	Cococarpus Erectus Sericeus / Silver Buttonwood 16' ht. x 7' spr., 3-1/2" d.b.h.	VERY
△1 69	CI*	Chrysobalanus Icaco "Red Tip" / Cocoplum 24" ht. x 24" spr., 24" o.c.	VERY
△1 53	CI2*	Chrysobalanus Icaco "Red Tip" / Cocoplum 60" ht. x 30" spr., 30" o.c.	VERY
14	QV*	Quercus Virginiana / Live Oak 16' ht. x 7' spr., 3-1/2" d.b.h., 6' C.T. min.	VERY
△1 250	LM	Liriope Muscari "Evergreen Giant" / Lilyturf 12" o.a., full, 15" o.c.	VERY
-	SOD	Stenotaphrum Secundatum / St. Augustine Grass Floratam or Palmetto solid sod	-
29	SP*	Sabal Palmetto / Cabbage Palm 16' - 20' height. stagger hts. 8' C.T. min.	VERY

PLANT KEY, EXISTING MATERIAL

Quan.	Symbol	Botanic Name / Common Name Specification	Degree of Drought Tolerance
2	BA	Ficus Benghalensis / Banyan Tree 25' ht. x 25' spr., 25" d.b.h.	-
5	BS*	Bursera Simaruba / Gumbo Limbo 14' ht. x 7' spr., 3-1/2" d.b.h.	VERY
4	CAR	Crinum Asiaticum / White Crinum Lily 30" ht., min. 2 plants per pot, full	VERY
768	CI*	Chrysobalanus Icaco "Red Tip" / Cocoplum 24" ht. x 24" spr., 24" o.c.	VERY
134	GIF	Ficus "Green Island" / Green Ficus 18" ht. x 14" spr., 24" o.c.	VERY
48	HP*	Hamelia Patens / Firebush 24" ht. x 24" spr., 24" o.c.	VERY
20	PO	Podocarpus Gracilior / Fern Podocarpus 4' ht. 24" O.C., FULL	MOD.
14	PP	Coccoloba Diversifolia / Pigeon Plum 14' ht. x 7' spr., 3-1/2" d.b.h.	VERY
34	QV*	Quercus Virginiana / Live Oak 16' ht. x 7' spr., 3-1/2" d.b.h.	VERY
-	SOD	Stenotaphrum Secundatum / St. Augustine Grass Floratam or Palmetto solid sod	-
20	SP*	Sabal Palmetto / Cabbage Palm stagger hts. in group if not noted, 14' c.t. min.	VERY
60	SR*	Serenoa Repens / Saw Palmetto Established at 4' min height	VERY
10	WB	Wodyetia Bifurcata / Foxtail Palm 12' - 16' c.t.	-

* = Native to Florida
Drought tolerance is per "SFWMD Xeriscape Plant Guide"
PLAN QUANTITIES TAKE PRECEDENCE OVER THOSE NOTED ABOVE

Abbreviations:
c.t. - clear trunk
d.h. - diameter at breast height
ht. - height
o.a. - overall
o.c. - on-center spacing
spr. - spread

Hedges must be allowed to attain height of 36 inches except where providing adequate and safe sight distance requires them to be maintained at a 30-inch height.

If the landscaping provided by the adjacent property which has been used to satisfy the landscaping requirements for the property making application is ever removed, the property heretofore using the existing vegetation to satisfy landscaping requirements.

Landscape Tabulations

AREA			REQ.	PROVIDED
WEST 10' LANDSCAPE BUFFER	620'	1 CANOPY TREE PER 30'	21	5 EXISTING CANOPY TREES 10 NEW OAK TREES 18 (6) NEW SABAL PALMS 21
		CONTINUOUS HEDGE		CONTINUOUS HEDGE
EAST 5' LANDSCAPE BUFFER	593'	1 CANOPY TREE PER 30'	20	20 CANOPY TREES
		CONTINUOUS HEDGE		CONTINUOUS HEDGE
NORTH 10' LANDSCAPE BUFFER	326'	1 CANOPY TREE PER 30'	11	13 CANOPY TREES 20 PALMS
		CONTINUOUS HEDGE		CONTINUOUS HEDGE
SOUTH 5' LANDSCAPE BUFFER	283'	1 CANOPY TREE PER 30'	10	10 CANOPY TREES
		CONTINUOUS HEDGE		CONTINUOUS HEDGE
△1 FOUNDATION PLANTINGS 3,600 sq. ft.		CONTINUOUS HEDGE, 536 L.F. LAYERED TIERS		CONTINUOUS HEDGE 20 PALMS 4 ACCENT
PARKING AREAS		1 CANOPY TREE PER ISLAND'	20	28 CANOPY TREES 6 PALMS

SEE SHEET LP-2 FOR DETAILS AND SPECIFICATIONS

Call 48 hours before you dig
It's the law!
1-800-432-4770
sunshine state one call of florida, inc.

REVISIONS PER CITY COMMENTS. NEW LIGHTING	04/24/25	GAH
REVISIONS	DATE	BY
FILE NAME 9992LAND		

CAULFIELD & WHEELER, INC.
LANDSCAPE ARCHITECTURE - SURVEYING
CIVIL ENGINEERING
7900 GLADES ROAD - SUITE 100
BOCA RATON, FLORIDA 33434
PHONE (561)-392-1991 / FAX (561)-750-1452

All County Paving
LANDSCAPE PLAN
DELRAY BEACH FLORIDA

DATE	04/04/24
DRAWN BY	GAH
F.B./ PG.	--
SCALE	1"=30'

Digitally signed by Gayford Allan Hendricks
Date: 2025.04.30 14:19:54 -04'00'
Adobe Acrobat version: 2025.001.20435

G. ALLAN HENDRICKS
LANDSCAPE ARCHITECT
No. LA666974
STATE OF FLORIDA
-FOR THE FIRM-
DATE

JOB # 10722
SHT.NO.
LP-1
OF 2 SHEETS

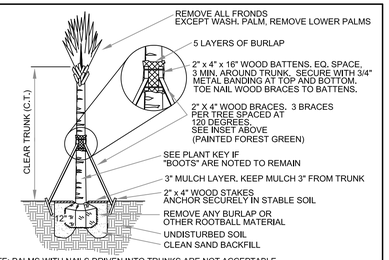

NOTE: PALMS WITH NAILS DRIVEN INTO TRUNKS ARE NOT ACCEPTABLE.

PALM PLANTING DETAIL

NOT TO SCALE

NOTE:
INSTALL PLANTS WITH ADEQUATE SETBACK TO ALLOW FOR MATURE GROWTH WITHOUT INTERFERENCE BETWEEN PLANT GROWTH TYPES, AND WITHOUT OVERLAPPING PAVEMENT, STRUCTURES, ETC.

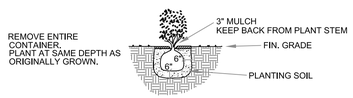

SHRUB PLANTING DETAIL

NOT TO SCALE

NOTES
1. INSTALL PLANTS WITH ADEQUATE SETBACK TO INSURE GROWTH WITHOUT INTERFERENCE BETWEEN PLANT GROWTH TYPES, AND WITHOUT OVERLAPPING PAVEMENT, STRUCTURES, ETC..
2. INSTALL PLANTS IN SHRUB MASSES USING TRIANGULAR SPACING UNLESS OTHERWISE NOTED.

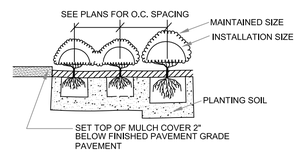

SHRUB SPACING

NOT TO SCALE

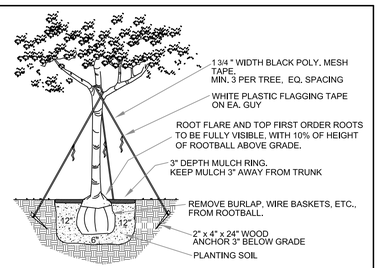

TREE PLANTING DETAIL

NOTE: MULTI-TRUNK TREE PLANTING SIMILAR

N.T.S.

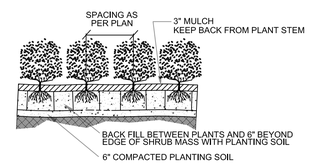

NOTE
PLANT AT SAME DEPTH AS ORIGINALLY GROWN

SHRUB MASS PLANTING

NOT TO SCALE

LANDSCAPE NOTES

1. ALL LANDSCAPE AND SPECIFICATIONS SHALL MEET OR EXCEED THE MINIMUM REQUIREMENTS AS PROVIDED BY CITY OF DELRAY BEACH LAND DEVELOPMENT REGULATIONS.
2. ALL PLANTING MATERIAL SHALL MEET OR EXCEED FLORIDA GRADE #1 AS SPECIFIED IN GRADES AND STANDARDS FOR NURSERY PLANTS, CURRENT EDITION.
3. ALL SIZES SHOWN FOR PLANT MATERIAL ON THE PLAN ARE TO BE CONSIDERED AS MINIMUMS. ALL PLANT MATERIAL MUST MEET OR EXCEED THESE MINIMUM REQUIREMENTS FOR BOTH HEIGHT AND SPREAD. ANY OTHER REQUIREMENTS FOR SPECIFIC SHAPE OR EFFECT AS NOTED ON THE PLAN WILL ALSO BE REQUIRED FOR ACCEPTANCE.
4. LANDSCAPE SHALL BE PLACED TO EDGE OF ABUTTING STREETS, CANALS, LAKES OR OTHER LANDS.
5. ALL MECHANICAL EQUIPMENT, AIR CONDITIONING, IRRIGATION PUMP STATIONS AND EQUIPMENT, FPL TRANSFORMERS, POOL PUMPS, ETC. MUST BE SCREENED ON THREE (3) SIDES BY LANDSCAPE SHRUBS.
   NOTE: THE QUANTITY OF SCREENING SHRUBS MAY BE IN ADDITION TO THE REQUIRED NUMBER OF SHRUBS AS PROVIDED IN THE CODE CALCULATION TABLE. ALL SCREENING SHRUBS SHALL BE PLANTED FOR PROPER OPERATION OF EQUIPMENT BEING SCREENED AND/OR PER THE REQUIREMENTS OF THE UTILITY AS NECESSARY.
6. GUYING/STAKING PRACTICES SHALL NOT PERMIT NAILS, SCREWS, WIRES, ETC. TO PENETRATE OUTER SURFACES OF TREES, PALMS OR OTHER PLANTED MATERIAL. TREES, PALMS AND PLANT MATERIAL WILL BE REJECTED DUE TO THIS PRACTICE.
7. BURLAP MATERIAL, WIRE CAGES, PLASTIC/CANVAS STRAPS, ETC. MUST BE CUT AND REMOVED FOR THE TOP ONE-HALF (1/2) DEPTH OF THE ROOT BALL. TREES AND SHRUBS GROWN IN GROW BAGS OR GROW BAG TYPE MATERIAL MUST HAVE SUCH MATERIAL REMOVED ENTIRELY PRIOR TO PLANTING THE TREE OR SHRUB.
8. ALL PLANT MATERIAL SHALL BE FREE OF PESTS, INSECTS, DISEASE, WEEDS, ETC.
9. ALL PLANT MATERIAL SHALL BE PLANTED AT THE PROPER DEPTHS, AS ORIGINALLY GROWN AND/OR SO THE TOP OF THE ROOT BALL IS FLUSH OR SLIGHTLY ABOVE FINISHED GRADE IMMEDIATELY AFTER PLANTING. ALL TREES SHOULD PROVIDE TRUNK TAPER WHEN PROPERLY PLANTED AT THE CORRECT PLANTING DEPTH.
10. ALL PLANT MATERIAL SHALL BE WATERED IN AT TIME OF PLANTING TO ELIMINATE AIR POCKETS IN THE ROOT ZONE AREA.
11. UPON COMPLETION OF WORK, THE SITE SHALL BE CLEARED OF ALL DEBRIS, SUPERFLUOUS MATERIALS, AND EQUIPMENT CAUSED BY THIS PERMIT.
12. ALL LANDSCAPED AREAS SHALL BE PROVIDED WITH AN UNDERGROUND FULLY AUTOMATIC IRRIGATION SYSTEM USING POP-UP SPRINKLERS. SYSTEM SHALL PROVIDE 100% COVERAGE WITH A 50% OVERLAP (MINIMUM) USING RUST-FREE WATER, EXCEPT ANY PRESERVED AREAS REMAINING IN NATURAL STATE. A RAIN SENSOR DEVICE OR SWITCH SHALL BE INSTALLED THAT WILL OVERRIDE THE IRRIGATION SYSTEM WHEN ADEQUATE RAINFALL HAS OCCURRED. WATER SHALL NOT BE DIRECTED AND/OR PROVIDED ONTO IMPERVIOUS SURFACES AND/OR BE DESIGNED OR INSTALLED TO THROW WATER OVER AN IMPERVIOUS SURFACE SUCH AS A SIDEWALK, ETC. HOURS OF OPERATION FOR ALL IRRIGATION SYSTEMS SHALL BE LIMITED TO 5:00 P.M. TO 8:00 A.M. ONLY OR AS MAY BE FURTHER RESTRICTED BY SOUTH FLORIDA WATER MANAGEMENT DISTRICT OR OTHER JURISDICTIONAL AGENCY.
13. ALL PLANT MATERIAL AND WORK SHALL BE GUARANTEED FOR ONE-YEAR FROM FULLY EXECUTED SUBSTANTIAL COMPLEATION CERTIFICATE. DURING THE ONE YEAR GUARANTEE, ANY PLANT MATERIAL THAT DIES OR IS IN AN UNHEALTHY CONDITION SHALL BE REPLACED WITH THE SAME PLANT TYPE AT LEAST EQUAL TO THE SIZE AND QUALITY ORIGINALLY SPECIFIED. THE REPLACEMENT MATERIAL SHALL ALSO BE GUARANTEED FOR ONE YEAR FROM THE DATE OF ITS INSTALLATION. THE GUARANTEE WILL BE NULL AND VOID IF PLANT MATERIAL IS DAMAGED OR KILLED BY LIGHTNING, HURRICANE FORCE WINDS, HAIL OR FREEZE.
14. THE LANDSCAPE CONTRACTOR IS RESPONSIBLE FOR VERIFYING THERE ARE NOT CONFLICTS WITH ABOVE OR BELOW GROUND UTILITIES PRIOR TO COMMENCING LANDSCAPE INSTALLATION. NOTIFY OWNER IF CONFLICTS EXIST.
15. ANY TREES TO REMAIN SHALL BE PRUNED IN SUCH A WAY TO PROMOTE PROPER HORTICULTURAL AND NATURAL TREE GROWTH.
16. ALL TREES AND PALMS SHALL BE PLACED A MINIMUM OF 5' FROM UNDERGROUND UTILITIES.
17. GROUND COVERS SHALL BE SPACED AS NOTED OR TO INSURE GROUND COVER WITHIN 6 MONTHS OF PLANTING.
18. ALL EXISTING PLANTING BED SOILS SHALL BE REPLACED TO A DEPTH OF 30 INCHES.
19. MULCH SHALL BE EUCALYPTUS OR MELALEUCA MULCH. ALL TREES ARE TO HAVE A 30" RING COVERED WITH A 3" LAYER OF COMPACTED MULCH. ALL SHRUB BEDS WITH A 3" LAYER OF COMPACTED MULCH.
20. ALL PLANT MATERIAL SHALL BE FERTILIZED WITH A TABLET FORM BALANCED FERTILIZER CONTAINING MINOR ELEMENTS. FOLLOW MANUFACTURER'S RECOMMENDATIONS FOR RATES. SOD AREAS SHALL BE FERTILIZED WITH A GRANULAR FORM BALANCED FERTILIZER WITH MINOR ELEMENTS FOLLOWING MANUFACTURER'S RECOMMENDATIONS FOR RATES.
21. PLANTING SOIL SHALL BE A MIX OF 1/3 NATIVE SOIL , 1/3 CLEAN SAND & 1/3 PEAT. IF NATIVE SOIL IS UNACCEPTABLE, CONTACT LANDSCAPE ARCHITECT.
22. ALL LANDSCAPING SHALL BE INSTALLED IN A WORKMANLIKE MANNER, AND ACCORDING TO ACCEPTED GOOD PLANTING PROCEDURES WITH QUALITY PLANT MATERIALS AS HEREIN DESCRIBED.
23. ALL PROHIBITED PLANT SPECIES SHALL BE REMOVED FROM THE SITE.
24. ALL LANDSCAPE AREAS TO BE TREATED WITH PRE EMERGENT WEED CONTROL PRIOR TO MULCH INSTALLATION. ADDITIONAL WEED CONTROL SHALL BE THE RESPONSIBILITY OF THE LANDSCAPE CONTRACTOR UNTIL FINAL SIGN OFF BY THE CITY OF DELRAY BEACH.

REVISIONS	DATE	BY

FILE NAME 9992LAND

CAULFIELD & WHEELER, INC.
CIVIL ENGINEERING
LANDSCAPE ARCHITECTURE - SURVEYING
7900 GLADES ROAD - SUITE 100
BOCA RATON, FLORIDA 33434
PHONE (561)-392-1991 / FAX (561)-750-1452

All County Paving
LANDSCAPE DETAILS
DELRAY BEACH FLORIDA

DATE	04/04/24
DRAWN BY	GAH
F.B./ PG.	--
SCALE	--

ENGINEERING BY
Digitally signed by Gayford Allan Hendricks
Date: 2025.04.30 08:51:47 -04'00'
Adobe Acrobat version: 2025.001.20435
G. ALLAN HENDRICKS
LANDSCAPE ARCHITECT
No. LA6666974
STATE OF FLORIDA
-FOR THE FIRM-
DATE

JOB # 10722
SHT.NO.
LP-2
OF 2 SHEETS

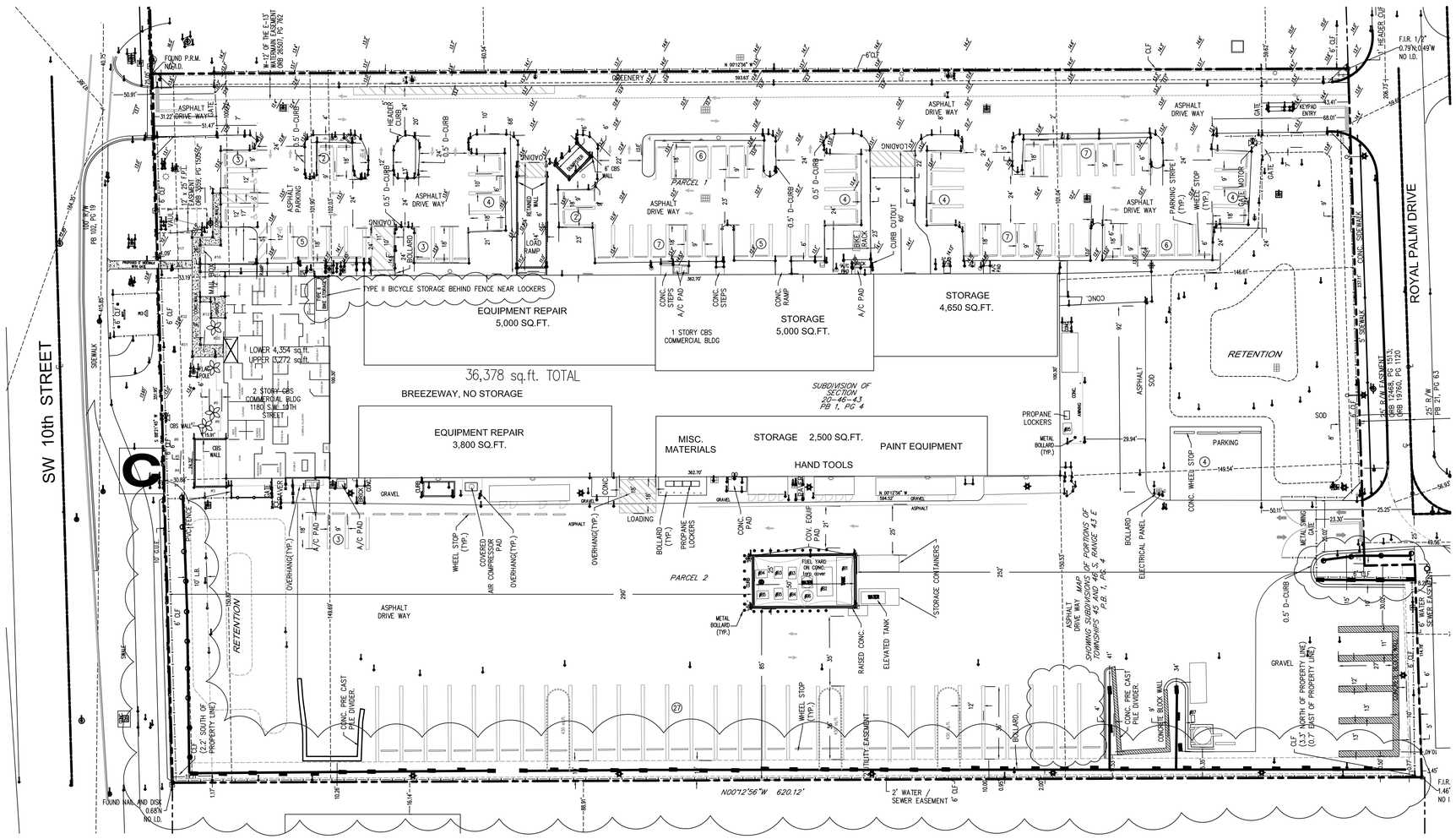

IRRIGATION KEY

SYMBOL	ARC*	SPRAY HEAD / STANDARD TRAJECTORY*	PSI	GPM
	FULL OR PART.	RAINBIRD 15 SERIES MPR	25	0.82–3.30
	H	RAINBIRD 10 SERIES MPR	25	2.07
	H	RAINBIRD 15 SERIES END STRIP	25	0.56
	F	RAINBIRD 15 SERIES SIDE STRIP	25	1.11
	CONNECT TO EXISTING SYSTEM RAINBIRD MODEL RSD-BEx RAIN SHUT-OFF DEVICE			

NOTES

1. SEE THIS SHEET DETAILS AND ADDITIONAL NOTES.
2. VALVE LOCATIONS ARE FOR GRAPHIC PURPOSES ONLY.
3. PULL A SPARE WIRE FROM THE FURTHEST VALVE IN EACH RUN TO THE CONTROLLER (THROUGH EACH VALVE BOX) AND CLEARLY LABEL "SPARE" IN EACH VALVE BOX AND AT CONTROLLER.
4. THE IRRIGATION PLAN IS SCHEMETIC. IRRIGATION CONTRACTOR SHALL PROVIDE 100% COVERAGE WITH A MIN. 100% OVERLAP. HEADS SHALL BE PLACED TO MINIMIZE OVERSPRAY ON BUILDINGS AND PAVEMENT.
5. SOME ADJUSTMENT TO THE SPRAY HEADS NOTED ON THE PLAN MAY BE REQUIRED.
6. SPRAY HEADS IN SHRUB AREAS THAT ARE ADJACENT TO WALKS SHALL BE RAINBIRD 1800 SERIES 12" POP-UPS
7. SPRAY HEADS IN OTHER SHRUB AREAS SHALL BE ON A RISER WITH SHRUB ADAPTER AS NOTED IN THE DETAIL THIS SHEET.
8. SPRAY HEADS IN GRASS AREAS SHALL BE RAINBIRD 1800 SERIES 6" POP-UPS.

NOTE:
CONTRACTOR SHALL ADJUST ALL HEADS AS REQUIRED TO ACCOMODATE ANY VERTICAL OBSTRUCTIONS THAT MAY OCCUR, INCLUDING BUT NOT LIMITED TO LIGHT POLES, FIRE HYDRANTS, ETC. VERIFY ALL HEAD LAYOUT WITH OWNER'S AUTHORIZED REPRESENTATIVE PRIOR TO COMMENCING WORK.

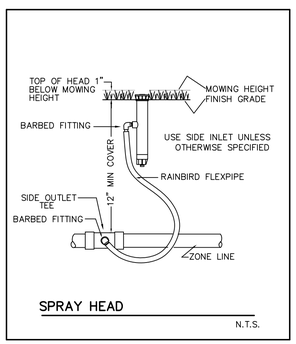

SPRAY HEAD

N.T.S.

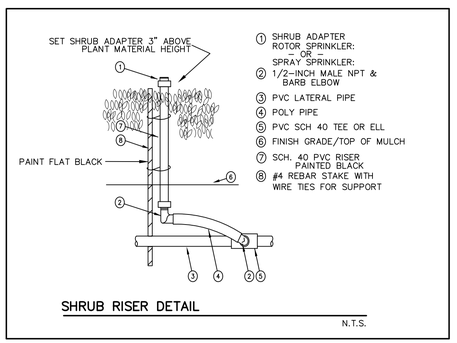

SHRUB RISER DETAIL

N.T.S.

REVISIONS	DATE	BY

FILE NAME: 9992LAND

CAULFIELD & WHEELER, INC.
CIVIL ENGINEERING
LANDSCAPE ARCHITECTURE - SURVEYING
7900 GLADES ROAD - SUITE 100
BOCA RATON, FLORIDA 33434
PHONE (561)-392-1991 / FAX (561)-750-1452

All County Paving

IRRIGATION PLAN

DELRAY BEACH FLORIDA

DATE	04/04/24
DRAWN BY	GAH
F.B./ PG.	--
SCALE	--

Digitally signed by Gayford Allan Hendricks
Date: 2025.04.30 08:52:24 -04'00'
Adobe Acrobat version: 2025.001.20435

G. ALLAN HENDRICKS
LANDSCAPE ARCHITECT
No. LA6666974
STATE OF FLORIDA
-FOR THE FIRM-

DATE

JOB # 10722

SHT.NO.
IR-1
OF 1 SHEETS



SITE AERIAL

AERIAL FROM EAST

AERIAL FROM WEST



ROAD VIEW, BUILDING AND BIG TREE IN NORTHWEST CORNER

FRONT FROM WEST

REVISIONS	DATE	BY

FILE NAME 9992LAND

CAULFIELD & WHEELER, INC.
CIVIL ENGINEERING
LANDSCAPE ARCHITECTURE – SURVEYING
7900 GLADES ROAD – SUITE 100
BOCA RATON, FLORIDA 33434
PHONE (561)-392-1991 / FAX (561)-750-1452

All County Paving

CONTEXT PHOTOS

DELRAY BEACH FLORIDA

DATE	04/04/24
DRAWN BY	GAH
F.B./ PG.	--
SCALE	--

Digitally signed by Gaylord Allan Hendricks
Date: 2025.04.30 08:52:57 -04'00'
Adobe Acrobat version: 2024.001.20435

G. ALLAN HENDRICKS
LANDSCAPE ARCHITECT
No. LA6666974
STATE OF FLORIDA
-FOR THE FIRM-

DATE

JOB # 10722

SHT.NO.
CON-1
OF 2 SHEETS

GRAVEL ALONG BUILDING, WEST

RETENTION AREA

OFFICE, WEST SIDE

EAST FRONT WALK

PORTABLE CONCRETE SILO

SOUTHWEST CORNER OF BUILDING

YARD, TREES, HEDGE

EAST PARKING

REVISIONS	DATE	BY

FILE NAME 9992LAND

CAULFIELD & WHEELER, INC.
CIVIL ENGINEERING
LANDSCAPE ARCHITECTURE – SURVEYING
7900 GLADES ROAD – SUITE 100
BOCA RATON, FLORIDA 33434
PHONE (561)-392-1991 / FAX (561)-750-1452

All County Paving

CONTEXT PHOTOS

DELRAY BEACH FLORIDA

DATE	04/04/24
DRAWN BY	GAH
F.B./ PG.	--
SCALE	--

SUBMITTED BY
Digitally signed by Gaylord Allan Hendricks
Date: 2025.04.30 06:54:48 -04'00'
Adobe Acrobat version: 2024.001.20435
G. ALLAN HENDRICKS
LANDSCAPE ARCHITECT
No. LA666974
STATE OF FLORIDA
-FOR THE FIRM-
DATE

JOB # 10722

SHT.NO.
CON-2
OF 2 SHEETS

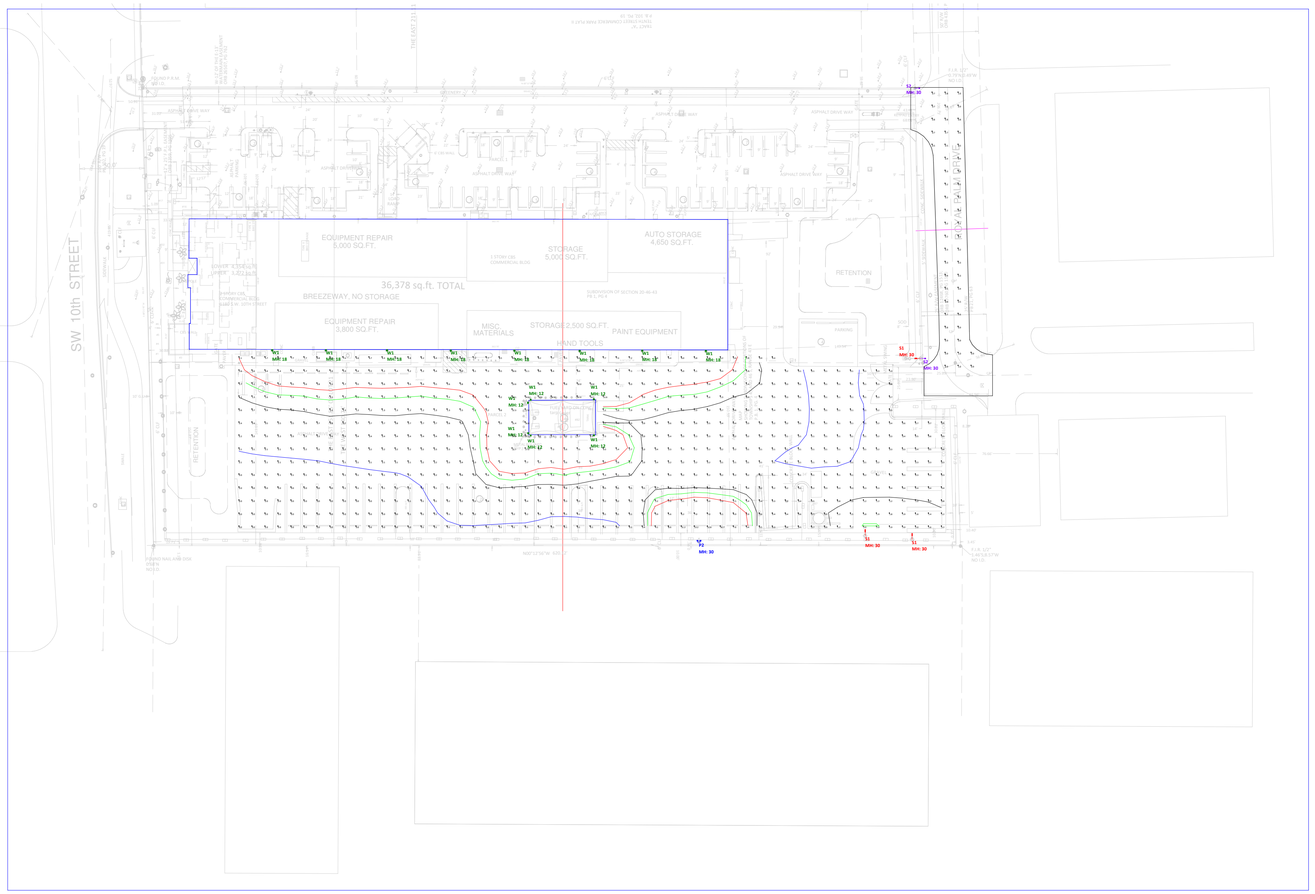

Scale: 1 inch= 55 Ft.

RENDER VIEWS:

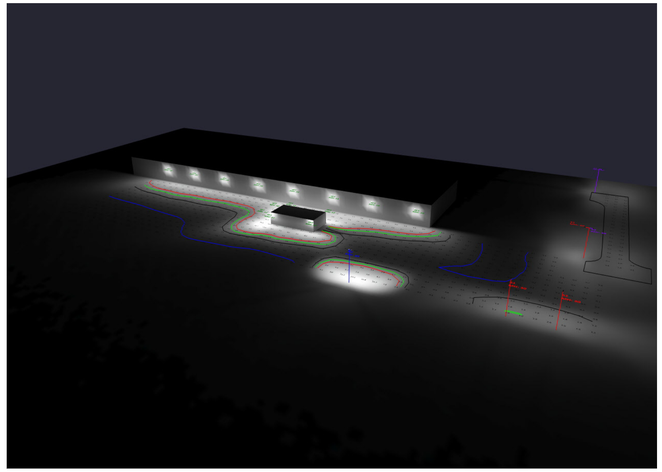



LIGHTING PARAMETERS:

Luminaire Schedule

Symbol	Label	Qty	Arrangement	LLF	Description	Arr. Watts	Arr. Lum. Lumens	Mounting Height	[MANUFAC]
	P2	1	Twin	0.900	M100U3G-CSBKCR_4000K (Pole Flood) - 2x Heads on Bullhorns	181.18	25816	30	MaxLite Inc
	S1	3	Single	0.900	RS30L-30W_4000K_S (Solar Light)	30.52	5482	30	StreetLeaf
	S2	2	Single	0.900	ARCH-S-PA1-60-740-U-T3-59W	59	8328	30	COOPER LIGHTING SOLUTIONS
	W1	14	Single	0.900	M100U4W-CSBKCR_4000K (Wallpack)	90.59	12366	12, 18	MaxLite Inc

Calculation Summary

Label	Units	Avg	Max	Min	Avg/Min	Max/Min	Grid Z	PtSpcLr	PtSpcTb
Parking and Drive	Fc	2.18	24.6	0.0	N.A.	N.A.	0	10	10
Royal Palm Drive	Fc	0.56	1.0	0.2	2.80	5.00	0	10	10

Design Notes:

Reflectances: 50%

Note on this Design:
This report makes no representations in regard to Lighting Design or Specification, rather it attempts to accurately reflect the photometric results of a design, as approved by others.

Note on these Photometric Calculations:
This analysis is a mathematical model and can be only as accurate as is permitted by the third-party software and the IES standards used. All digital CAD data appear to be accurate, however, this apparent accuracy is an artifact of the techniques used to generate it and is in no way intended to imply accuracy in the real world.

There are many factors that will impact the actual performance of Lighting in the constructed space, including: the accuracy of the original source (.ies) files supplied by the manufacturer, input voltage ballast variances, actual finish values in the constructed environment, manufacturing variations in both the source (lamp) and the luminaire, final luminaire placement, obstructions, and installation quality. Further, field measurement itself is subject to errors arising from measuring methods and/or
technology selected, and the knowledge/ability of the measuring party. While the creator of this lighting study makes every effort to ensure accuracy, they cannot be held liable for any errors. The recipient of this lighting study understands and accepts
that the likelihood of scaling error increases when no .DWG file or other properly-dimensioned drawing is provided to the designer.

NB: Reflective Values have a significant effect on light levels, the end-user of the document should confirm these values before accepting the results of any photometric report.

CAULFIELD & WHEELER INC.

1180 SW 10th St, Delray Beach, FL
Site Lighting

Drawn By: BDR

Date:2/28/2025

Rev: 2

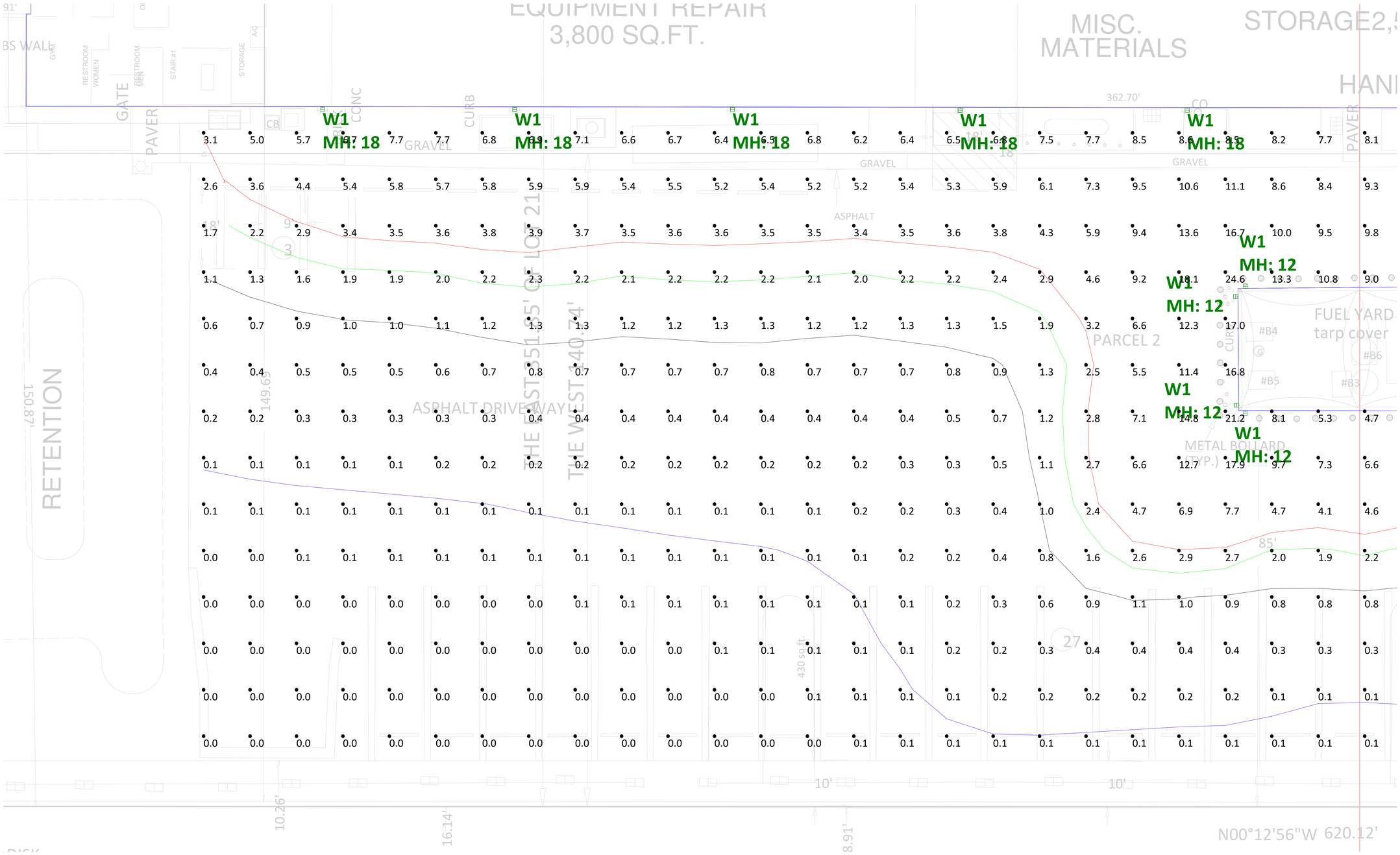

Scale: 1 inch= 10 Ft.

CAULFIELD & WHEELER INC.

1180 SW 10th St, Delray Beach, FL
Site Lighting

Drawn By: BDR

Date:2/28/2025

Rev: 2

Scale: 1 inch= 10 Ft.

CAULFIELD & WHEELER INC.

1180 SW 10th St, Delray Beach, FL
Site Llghting

Drawn By: BDR

Date:2/28/2025

Rev: 2

Scale: 1 inch= 6 Ft.

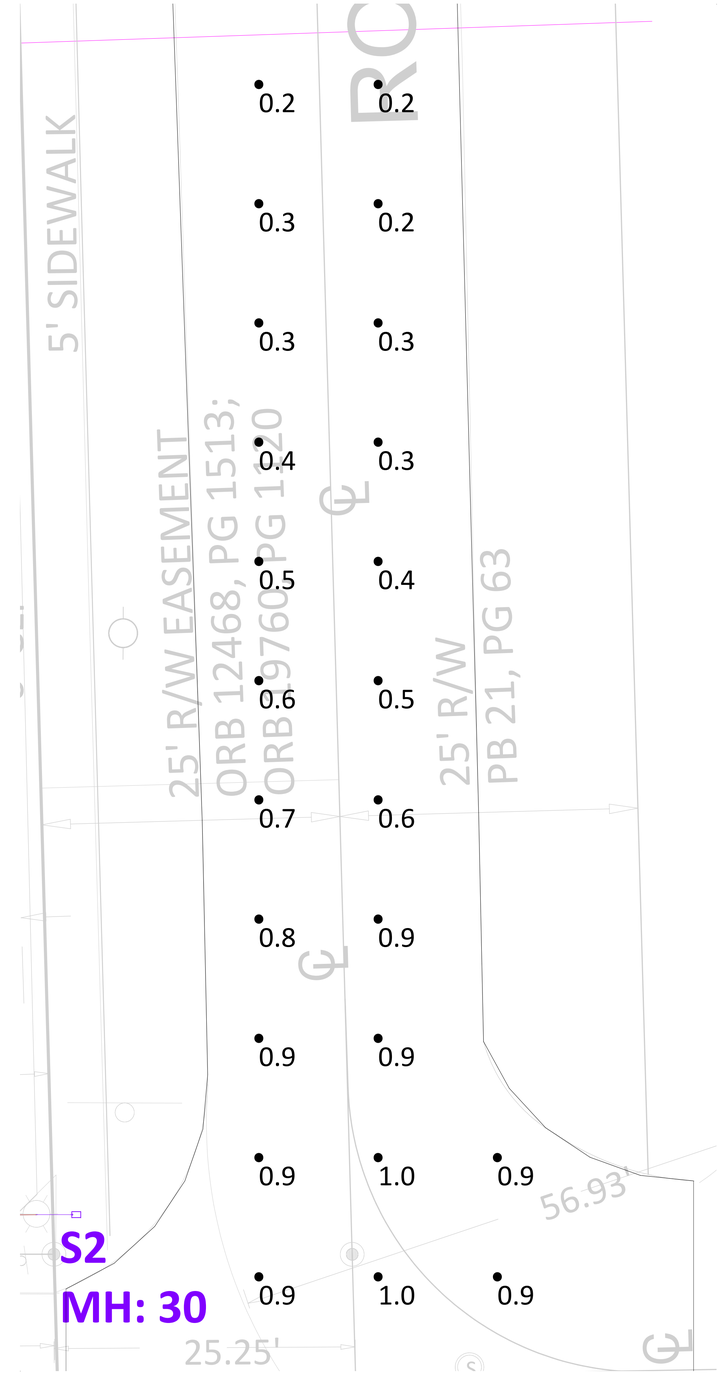

Scale: 1 inch= 6 Ft.

CAULFIELD & WHEELER INC.

1180 SW 10th St, Delray Beach, FL
Site Lighting

Drawn By: BDR

Date:2/28/2025

Rev: 2

Autobahn Series ATBM
Roadway

PRODUCT OVERVIEW

Applications:
Residential streets
Parking lots
High speed roadways

DIMENSIONS



Effective Projected Area (EPA)
The EPA for the ATBM is 0.3 sq. ft.,
Approx. Wt. = 21 lbs. (9.5 kg)

STANDARDS
DesignLights Consortium® (DLC) Premium qualified product. Not all versions of this product may be DLC Premium qualified. Please check the DLC Qualified Products List at www.designlights.org/QPL to confirm which versions are qualified.

Color temperatures of ≤ 3000K must be specified for International Dark-Sky Association certification.

Rated for -40°C to 40°C ambient
CSA Certified to U.S. and Canadian standards
Complies with ANSI C136.2, C136.10, C136.14, C136.31, C136.15, C136.37

GOVERNMENT PROCUREMENT — BAA – Buy American(a) Act: Product with the BAA option qualifies as a domestic end product under the Buy American Act as implemented in the FAR and DFARS. Product with the BAA option also qualifies as manufactured in the United States under DOT Buy America regulations.

BABA – Build America Buy America: Product with the BAA option also qualifies as produced in the United States under the definitions of the Build America, Buy America Act.

Please refer to www.acuitybrands.com/buy-american for additional information.

Features:

OPTICAL

Same Light: Performance is comparable to 150W – 250W HPS

White Light: Correlated color temperature - 4000K, 70 CRI minimum, 3000K, 70 CRI minimum or optional 5000K, 70 CRI minimum.

IP66 rated borosilicate glass optics ensure longevity and minimize dirt depreciation. Unique IP66 rated LED light engines provide 0% uplight and restrict backlight to within sidewalk depth, providing optimal application coverage and optimal pole spacing.

Available distributions are Type II, III, IV, & V roadway distributions.

DualOptix™ visual comfort option is also available for all distributions.

ELECTRICAL

Expected Life: LED light engines are rated >100,000 hours at 25°C, L70.
Electronic driver has an expected life of 100,000 hours at a 25°C ambient.

Lower Energy: Saves an expected 40-60% over comparable HID luminaires.

Robust Surge Protection: Standard surge protection is 20kW/10kA "Extreme Level" per ANSI C136.2. An optional MOV pack provides 10kV/5kA "Enhanced Level.

Luminaire ships with a 0-10v dimmable driver. Luminaire is continuous and step dimming capable via AO option or controls installed on P7 photocontrol receptacle option.

MECHANICAL

Includes standard AEL lineman-friendly features such as tool-less entry, 3 station terminal block and quick disconnects. Bubble level located inside the electrical compartment for easy leveling at installation.

Rugged die-cast aluminum housing and door are polyester powder-coated for durability and corrosion resistance. Rigorous five-stage pre-treating and painting process yields a finish that achieves a scribe creepage rating of 8 (per ASTM D1654) after over 5000 hours exposure to salt fog chamber (operated per ASTM B117).

Mast arm mount is adjustable for arms from 1-1/4" to 2" (1-5/8" to 2-3/8" O.D.) diameter. The 2 – bolt and optional 4 bolt clamping mechanism provide 3G vibration rating per ANSI C136.31.

The Wildlife shield is cast into the housing (not a separate piece).

CONTROLS

NEMA 3 pin photocontrol receptacle is standard, with the Acuity designed ANSI standard 7 pin receptacle optionally available.

Premium solid state locking-style photocontrol – PCSS (10 year rated life) Extreme long life solid state locking-style photocontrol – PCL1 (20 year rated life).

Extreme long life solid state locking-style photocontrol with on demand remote on/off control - PCCC (15 year rated life).

Optional onboard Adjustable Output module allows the light output and input wattage to be modified to meet site specific requirements, and also can allow a single fixture to be flexibly applied in many different applications.

Roadway Lighting ATBM Note: Specifications subject to change without notice.

American Electric Lighting

Autobahn Series ATBM
Roadway

ORDERING INFORMATION

ATBM	P05	MVOLT	R3	
Series	Lumen Package	Voltage	Optics	Mounting
ATBM Autobahn LED Roadway	**P05** 9,700 Lumens **P10** 11,000 Lumens **P20** 12,800 Lumens **P30** 15,500 Lumens **P40** 17,400 Lumens **P50** 18,700 Lumens **P60** 20,000 Lumens **P70** 21,500 Lumens	**MVOLT** Multi-volt, 120-277V **347** 347V **480** 480V	**R2** Roadway Type II **R3** Roadway Type III **R4** Roadway Type IV **R5** Roadway Type V	**(Blank)** 2 Bolt Mounting **4B** 4 Bolt Mounting

Options

Color Temperature (CCT)
(Blank) 4000K CCT, 70 CRI Min.
27K[1] 2700K CCT, 70 CRI Min.
3K 3000K CCT, 70 CRI Min.
5K 5000K CCT, 70 CRI Min.

Paint
(Blank) Gray
BK Black
BZ Bronze
DDB Dark Bronze
GJ Graphite
WH White

Surge Protector
(Blank) Standard 20kV/10kA SPD
MP MOV Pack

Miscellaneous Options
HSS House Side Shield
NL NEMA Label Indicating Wattage
XL Not CSA Certified – No Terminal Block Cover
VR[2] Dual Optix visual comfort
BAA Buy American(a) Act and/or Build America Buy America Qualified

Controls Options
(Blank) 3 Pin NEMA Photocontrol Receptacle
P7 7 Pin Photocontrol Receptacle (dimmable driver included)[1]
NR No Photocontrol Receptacle
AO Field Adjustable Output
PCSS Solid-State Lighting Photocontrol[1]
PCLL Solid-State Long Life Photocontrol
PCCC Solid-State Long Life Photocontrol with remote control on/off[1]
SH Shorting Cap

Packages
(Blank) Standard Pack
JP Job Pack (36/pallet)

Accessories
ATBMHSS House Side Shield
ATBNLTS Light Trespass Shield
RKATBMMVOLTSPD ATBM Acuity SPD, MVOLT
RKATBMMVSPD ATBM Acuity SPD, 347/480V
RKATBMMVOLTMP ATBM MOV Pack, MVOLT
RKATBMMVMP ATBM MOV Pack, 347/480V

Universal Arms (steel)
UMR-XX 8" Horizontal Arm for Square Pole, Painted to match Fixture
UMS-XX 8" Horizontal Arm for Round Pole, Galvanized
UMR-GALV 8" Horizontal Arm for Round Pole, Galvanized
UMS-GALV 8" Horizontal Arm for Square Pole, Galvanized

Notes:
1 Dimmable drive included.
2 This option requires RFD
3 MVOLT only

American Electric Lighting

AEL Headquarters, One Lithonia Way, Conyers Georgia 30012
www.americanelectriclighting.com Phone: 1-866-HOLOPHANE
Email: TechSupport-Lighting@AcuityBrands.com

Warranty Five-year limited warranty. This is the only warranty provided and no other statements in this specification sheet create any warranty of any kind. All other express and implied warranties are disclaimed. Complete warranty terms located at: www.acuitybrands.com/support/warranty/terms-and-conditions

Note: Actual performance may differ as a result of end-user environment and application. All values are design or typical values, measured under laboratory conditions at 25 °C. Specifications subject to change without notice.

Please contact your sales representative for the latest product information.

ATBM

RSX2 LED
Area Luminaire

Catalog Number: RSX2 LED P2 40K R4
Notes
Type

*To view the full linear cover the page to see all notes below dimensions.

Specifications

EPA (ft²@0°): 0.69 ft² (0.06 m²)
Length: 29.3" (74.4 cm) (SPA mount)
Width: 13.4" (34.0 cm)
Height: 3.0" (7.6 cm) Main Body, 7.2" (18.3 cm) Arm
Weight (SPA mount): 30.0 lbs (13.6 kg)

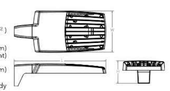

Introduction
The new RSX LED Area family delivers maximum value by providing significant energy savings, long life and outstanding photometric performance at an affordable price. The RSX2 delivers 11,000 to 31,000 lumens allowing it to replace 250W to 1000W HID luminaires.

The RSX features an integral universal mounting mechanism that allows the luminaire to be mounted on most existing drill hole patterns. This "no-drill" solution provides significant labor savings. An easy-access door on the bottom of mounting arm allows for wiring without opening the electrical compartment. A mast arm adaptor, adjustable integral slipfitter and other mounting configurations are available.

design select
Items marked by a shaded background qualify for the Design Select program and ship in 15 days or less. To learn more about Design Select, visit www.acuitybrands.com/designselect. *See ordering tree for details

Design Select options indicated by this color background.

Ordering Information

EXAMPLE: RSX2 LED P6 40K R3 MVOLT SPA DDBXD

RSX2 LED

Series	Performance Package	Color Temperature	Distribution	Voltage	Mounting
RSX2 LED	P1 P2 P3 P4 P5 P6	30K 3000K 40K 4000K 50K 5000K	R2 Type 2 Wide R3 Type 3 Wide R3S Type 3 Short R4 Type 4 Wide R4S Type 4 Short R5 Type 5 Wide[1] R5S Type 5 Short[1] AFR Automotive Front Row AFRR90 Automotive Front Row Right Rotated AFRL90 Automotive Front Row Left Rotated	MVOLT (120-277V)[1] HVOLT (347V-480V)[1] XVOLT (277V-480V)[1] **(use specific voltage for options as noted)** 120[1] 277[1] 208[1] 347[1] 240[1] 480[1]	SPA Square pole mounting (3.0" min. SQ pole for 1 at 90°, 3.5" min. SQ pole for 2, 3, 4 at 90°)[1] RPA Round pole mounting (3.2" min. dia. RND pole for 2, 3, 4 at 90°; 3.0" min. dia. RND pole for 1 at 90°, 2 at 180°, 3 at 120°) MA Mast arm adaptor (fits 2-3/8" OD horizontal tenons) IS Adjustable slipfitter (fits 2-3/8" OD tenons)[4] WBA Wall bracket[1] WBASC Wall bracket with surface conduit box AASP Adjustable tilt arm square pole mounting[4] AARP Adjustable tilt arm round pole mounting[4] AAWB Adjustable tilt arm with wall bracket[4] AAWSC Adjustable tilt arm wall bracket and surface conduit box[4]

Options

Shipped Installed
NS House-side shield[1]
PE Photocontrol, button style[1,9]
PER7 Seven-wire twist-lock receptacle only (no controls)[1,15,16]
SF Single fuse (120, 277, 347)[1]
DF Double fuse (208, 240, 480)[1]
SPD20KV 20kV Surge pack (10kV standard)
FAO Field adjustable output[1,17]
DMG 0-10V dimming extend out back of housing for external control (control ordered separate)
DS Dual switching[1,17]

Shipped Installed
***Standalone and Networked Sensors/Controls (factory default settings, see table page 9)**
NLTAIRG2 PIR9W Acuity AIR generation 2, with bluetooth, 8ft (2.4m) motion sensor[1,15,16,19]
BAA Buy American(a) Act and/or Build America Buy America Qualified
CCE Coastal Construction[1]
*Note: NLTAIRG2 PIR9W with wiring harness must be used as a standalone dimming sensor with out-of-box settings or as a wireless networked solution. See factory default settings table. Sensor coverage pattern is affected when luminaire is tilted.

Shipped Separately (requires some field assembly)
EGS External glare shield[7]
EGFV External glare full visor (360° around light aperture)[7]
BS Bird spikes[7]

Finish
DDBXD Dark Bronze
DBLXD Black
DNAXD Natural Aluminum
DWHXD White
DDBTXD Textured Dark Bronze
DBLBXD Textured Black
DNATXD Textured Natural Aluminum
DWHGXD Textured White

Ordering Information

Accessories
Ordered and shipped separately.

RSX2AS RSX2 House-side shield (includes 2 shields)
RSX2EGS (FINISH) 2 External glare shield (specify finish)
RSX2HSFVIR (FINISH) 2 RSX2 House-side shields for VIR extended optics (includes 2 shields)
RSX2EGFV (FINISH) 2 External glare full visor (specify finish)
RSXRFA (FINISH) 10 RSX Universal round pole adapter plate (specify finish)
RSXWBA (FINISH) 11 RSX WBA wall bracket (specify finish)
RSXSLS (FINISH) 12 RSX Surface conduit box (specify finish. For use with WBA. WBA wall bracket not included)
DLL127F1.5 CR Photocell - DLL twist-lock (120-277V) [13]
DLL347F1.5 CR DIM Photocell - DLL twist-lock (347V) [13]
DLL480F1.5 CR DIM Photocell - DLL twist-lock (480V) [13]
DSHORT SBK U Shorting cap [13]

NOTES
1 Any Type 5 distribution, is not available with WBA.
2 MVOLT driver operates on any line voltage from 120-277V (50/60 Hz).
3 HVOLT driver operates on any line voltage from 347-480V (50/60 Hz).
4 XVOLT driver operates on any line voltage from 277-480V (50/60 Hz). XVOLT is not available with fusing (SF or DF) and not available with PE.
5 Single fuse (SF) requires 120V, 277V or 347V. Double fuse (DF) requires 208V, 240V or 480V.
6 Not for use with DF above horizontal.
7 It may be ordered as an accessory.
8 Requires MVOLT or 347V.
9 Not for use with other motion/photo options (current or combined including PE, DMG, PER7, PER5, CR, and BLS360). PIR9W's (Occupancy, PE and PAO can be combined; also PE and DMG can be combined.)
10 Compatible with standard twist-lock photocells for dusk to dawn operation or advanced control nodes that provide 0-10V dimming. Photocell not by Lithonia Lighting. Photocell ordered and shipped as a separate line item from Acuity Brands Controls. Tenon/Arm ordered and shipped separately.
11 Only for Type 3 Short distribution.
12 Only for Type 3 Short or Type 4 Short distribution.
13 For units with option PER7, the mounting must be restricted to +/- 45° from horizontal to ensure water ingress is met IP66.
14 DS requires (2) separately switched circuits. (2) provides 50/50 fixture operation via (2) different sets of leads using (2) drivers. DS only available with packages P4, P5 and P6.
15 Requires MVOLT or 347V.
16 Requires MVOLT or HVOLT.
17 Must be ordered with NLTAIRG2. For additional information on PIR9W visit
18 Not available with WBA, WBASC, AASP, AARP, AAWB, AAWBSC, EGS, EGFV and BS.
19 Must be ordered with fixture for factory pre-drilling.
20 Requires luminaire to be specified with PER7 option. Ordered and shipped as a separate line item from Acuity Brands Controls.

External Shields


House Side Shield


External Glare Shield


External 360 Full Visor

Pole/Mounting Informatiion
Accessories including bullhorns, cross arms and other adpaters are available under the accessories tab at Lithonia's Outdoor Poles and Arms product page. Click here to visit Accessories.

HANDHOLE ORIENTATION

RSX POLE DRILLING



RSX STANDARD ARM & ADJUSTABLE ARM

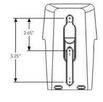

Round Tenon Mount - Pole Top Slipfitters

Tenon O.D.	ICD Mounting	Single	2 at 180°	2 at 90°	3 at 120°	3 at 90°	4 at 90°
2 - 3/8"	WM, AARP	AS3-5190	AS3-5 280	AS3-5 290	AS3-5 320	AS3-5 390	AS3-5 490
2 - 7/8"	WM, AARP	AS7S2-190	AS7S2-280	AS7S2-290	AS7S2-320	AS7S2-390	AS7S2-490
4"	WM, AARP	AS7S5-190	AS7S5-280	AS7S5-290	AS7S5-320	AS7S5-390	AS7S5-490

Drill/Side Location by Configuration Type

Drilling Template	Mounting Options	Single	2 at 0 & 180	2 at 90	3 at 90	3 at 120	4 at 90	4 Side
	Head Location	Side: R	Side: R & R-9	Side: R & C	Round Pole Only	Side R, C & D	Side: A, B, C & D	
#8	**Drill Nomenclature**	DM19AS	DM28AS	DM29AS	DM32AS	DM39AS	DM49AS	

RSX2 - Luminaire EPA
*Includes luminaire and integral mounting arm. Other tenons, arms, brackets or other accessories are not included in this EPA data.

Fixture Quantity & Mounting Configuration		Single	2 @ 90	2 @ 180	3 @ 90	3 @ 120	4 @ 90	2 Side by Side	3 Side by Side	4 Side by Side
Mounting Type	**Tilt**									
SPA - Square Pole Adaptor	0°	0.69	1.22	1.27	1.8	1.61	2.39	1.37	2.06	2.74
RPA - Round Pole Adaptor		0.74	1.27	1.37	1.9	1.71	2.49	1.42	2.16	2.84
MA - Mast Arm Adaptor		0.61	1.14	1.11	1.68	1.45	2.23	1.29	1.9	2.58
IS - Integral Slipfitter AASP/AARP - Adjustable Arm Square/Round Pole	0°	0.69	1.22	1.27	1.8	1.61	2.39	1.37	2.06	2.74
	10°	0.53	1.06	1.05	1.58	1.37	2.08	1.06	1.59	2.12
	20°	0.52	1.02	1.03	1.52	1.33	2.02	1.03	1.55	2.07
	30°	0.64	1.11	1.18	1.63	1.45	2.21	1.27	1.91	2.54
	40°	0.81	1.21	1.35	1.74	1.65	2.39	1.62	2.43	3.23
	45°	0.91	1.25	1.5	1.81	1.75	2.48	1.82	2.73	3.64
	50°	1.34	1.83	2.17	2.61	2.56	3.62	2.68	4.02	5.36
	60°	2.2	2.97	3.57	4.24	4.17	5.89	4.41	6.61	8.82
	70°	2.86	4.13	4.7	5.89	5.73	8.27	5.71	8.57	11.42
	80°	3.4	5.13	5.67	7.34	7.09	10.21	6.79	10.19	13.59
	90°	3.85	5.96	6.55	8.58	8.33	11.88	7.70	11.56	15.41

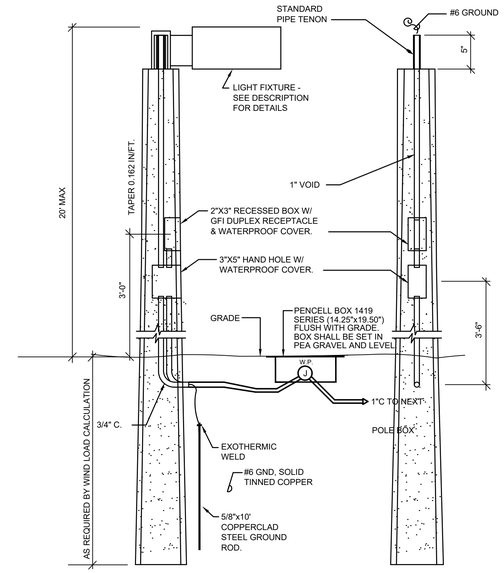

NOTE:
POLE SUPPLIER SHALL CERTIFY THAT POLE AND FIXTURE MEET THE FOLLOWING FBC WIND LOAD CRITERIA:
Vult = 215 MPH (3 SECOND GUST)
Vasd = 170 MPH (3 SECOND GUST)

POLE SUPPLIER SHALL PROVIDE SIGNED & SEALED CALCULATIONS BY A FLORIDA STATE REGISTERED ENGINEER.

POLE LOCATION: SET BACK CENTER-LINE OF POLE SHALL BE 42 INCHES FROM THE CENTER-LINE OF PARKING STANDARD WHERE POSSIBLE. LOCATION OF ALL POLES MUST BE COORDINATED WITH ALL TRADES TO INSURE NO INTERFERENCES.

THE PHOTOMETRICS SHOWN ARE BASED ON LIGHT FIXTURES INDICATED ON THE LUMINAIRE SCHEDULE. THE CONTRACTOR IS RESPONSIBLE FOR PROVIDING FIXTURES INDICATED. IF THE CONTRACTOR SUBSTITUTES FIXTURES, THE CONTRACTOR IS RESPONSIBLE FOR PROVIDING POINT-BY-POINT CALCULATIONS FOR THE FIXTURES BEING SUBMITTED FOR APPROVAL.

FIXTURE A CONCRETE DIRECT BURIAL POLE DETAIL
N.T.S.

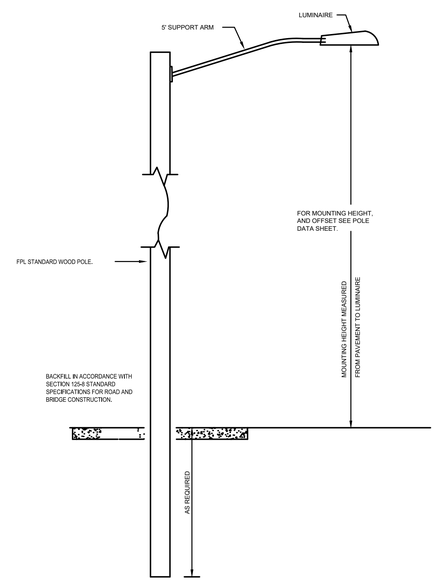

ROADWAY WOOD POLE DETAIL
NO SCALE

Revision	Date	Description

ALL COUNTY PAVING
DELRAY BEACH FLORIDA

THOMPSON & YOUNGROSS ENGINEERING CONSULTANTS, LLC
C.O.A. NO. 25996
ANDREW J. YOUNGROSS LICENSE NO. 51758 STATE OF FLORIDA PROFESSIONAL ENGINEER
902 CLINT MOORE ROAD
SUITE 142
BOCA RATON, FLORIDA 33487
O: 561-274-0200
F: 561-274-0222
E: tec@tecfla.com
www.tecfla.com

Job Number 25068
Issued for:
Permit 04-22-25

Design By: AJY
Drawn By: AJY
Checked By: AJY
Scale : AS NOTED

ES0.1

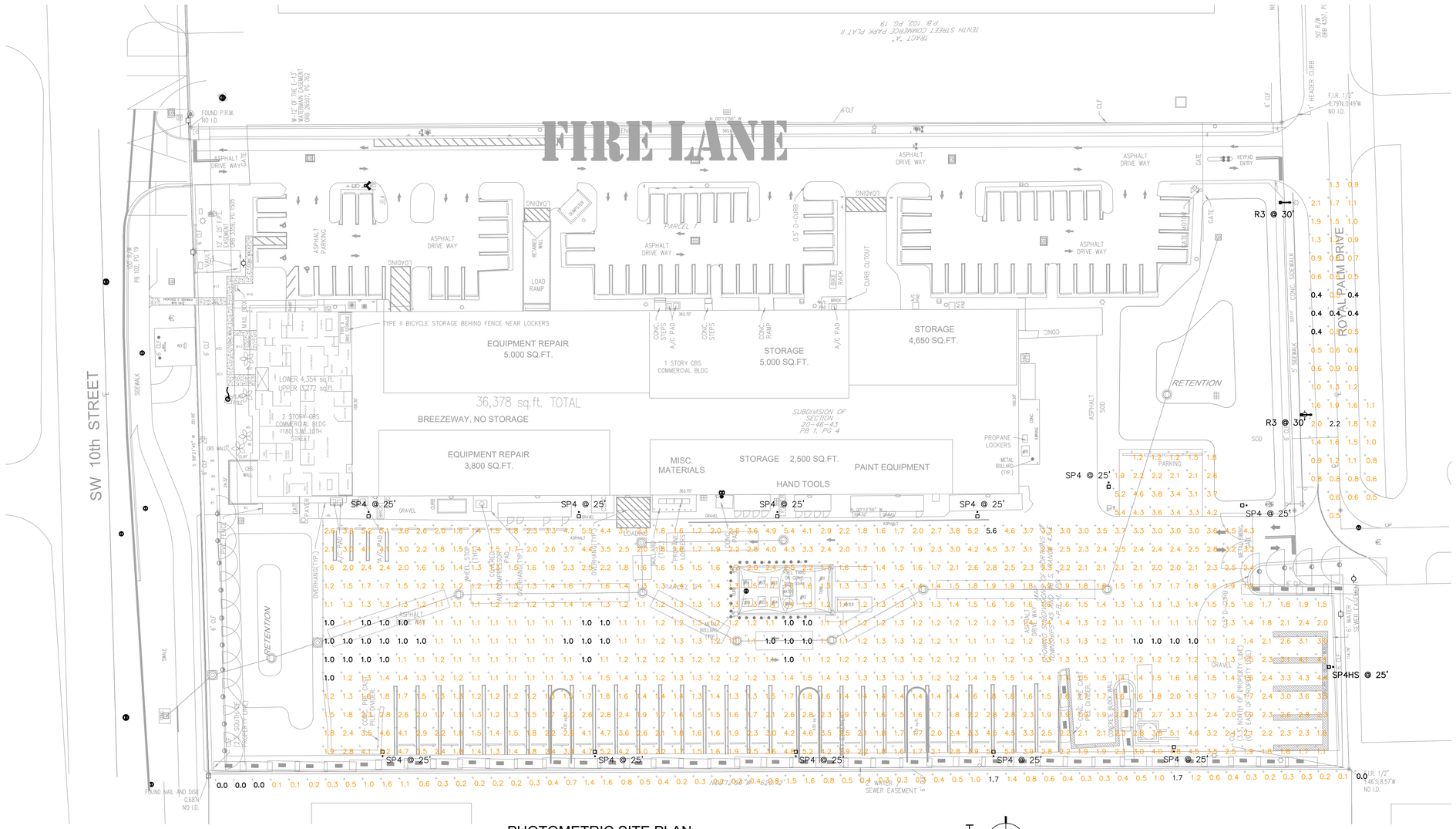

PHOTOMETRIC SITE PLAN

1"=30'

NORTH

PHOTOMETRIC NOTE:

THE PHOTOMETRICS SHOWN ARE BASED ON LIGHT FIXTURES INDICATED ON LUMINAIRE SCHEDULE. THE CONTRACTOR IS RESPONSIBLE FOR PROVIDING FIXTURES INDICATED. IF THE CONTRACTOR SUBSTITUTES FIXTURES, THE CONTRACTOR IS RESPONSIBLE FOR PROVIDING POINT-BY-POINT CALCULATIONS FOR FIXTURES BEING SUBMITTED FOR APPROVAL.

Schedule

Symbol	Label	QTY	Catalog Number	Description	Lamp	Number Lamps	Lumens per Lamp	LLF	Wattage
	SP4 HS	1	RSX2 LED P2 40K R4 HS	RSX LED Area Luminaire Size 2 P2 Lumen Package 4000K CCT Type R4 Distribution with HS shield	LED	1	11454	0.95	114.07
	R3	2	ATBM P05 R3 XXX VR 3K XXXXX	ATBM P05 Package 3000K Roadway Type III Dual Optix refractor	LED	1	8296	0.95	68
	SP4	11	RSX2 LED P2 40K R4	RSX Area Fixture Size 2 P2 Lumen Package 4000K CCT Type R4 Distribution	LED	1	17427	0.95	114.07

Statistics

Description	Symbol	Avg	Max	Min	Max/Min	Avg/Min
ROADWAY	+	1.0 fc	2.2 fc	0.4 fc	5.5:1	2.5:1
STORAGE PARKING	+	2.0 fc	5.6 fc	1.0 fc	5.6:1	2.0:1
WEST PROPERTY LINE	+	0.6 fc	1.7 fc	0.0 fc	N/A	N/A

Revision	Date	Description

ALL COUNTY PAVING

DELRAY BEACH FLORIDA

TYEC HVAC PLUMBING ELECTRICAL FIRE ALARM & SPRINKLER
THOMPSON & YOUNGROSS ENGINEERING CONSULTANTS, LLC
C.O.A. NO. 25996
ANDREW J. YOUNGROSS LICENSE NO. 51758 STATE OF FLORIDA PROFESSIONAL ENGINEER
902 CLINT MOORE ROAD
SUITE 142
BOCA RATON, FLORIDA 33487
O: 561-274-0200
F: 561-274-0222
E: tec@tecfla.com
www.tecfla.com

Job Number 25068

Issued for:
Permit 04-22-25

Design By: AJY
Drawn By: AJY
Checked By: AJY
Scale : AS NOTED

ES1.1

Front (North) Elevation

1/4"=1'-0"

COLOR SCHEME

BB-1	Base building color (Upper) Benjamin Moore - 2144-40 Soft Fern
BB-2	Base building color (Lower)/Existing Building Benjamin Moore - 2144-60 Cloud Nine
AC-1	Accent color 1- Shutters, Flush doors, Siding trim Benjamin Moore - HC121 Peale Green
AC-2	Accent color 2 - Fascia/Stucco band/Bracket Benjamin Moore - 2112-10 Mink
AC-3	Base Trim color Benjamin Moore - 2144-70 Snowfall White
CS-1	Cultered Stone Owens Corning Autumn Pro Fit Ledgestone
TR-1	Trim color same as AC-1
TR-2	Trim color window bands corner trim Benjamin Moore - 2144-30 Rosemary Spring

SF-1 Storefront/ All Windows
Frame - Bronze
Glass - Bronze tint

Fire Department Info.:

21	8½" x 8½" EE roof/floor const. sign per FL. Statute 633.027
22	Knox Box Location UL App - Series 3200
23	Material Hazard Sign per NFPA 704

FINISH NOTES:

1	3-Coat smooth (3/4" Thk) stucco over paper backed metal lath over moisture resistant layer over 5/8" CDX exterior grade plywood sheathing.
2	2-Coat smooth (5/8" Thk) stucco on CMU
3	6" H. x 3" Thk smooth stucco sill on foam
4	8" H. x 4" Thk smooth stucco step band on foam (T/5.3)
5	Hurricane impact window system
6	Hurricane impact storefront door system
7	Pro Fit Ledge Stone CS-1
8	Aluminum channel letters (back lit) Sep. permit
9	T. Steel Brackets (B/5.4)
10	Decorative Aluminum shutter fastened per approved NOA or Engineered shop Dwgs (A/5.4)
11	2-Coat smooth stucco Sim. Siding with 8" Exp.
12	4" wd. x 1'-10" - 2'-0" H. smooth stucco wainscot
13	25 Ga. Galvanized Fin. Standing Seam Mtl. Roof
14	Stucco Control Joint @ change of materials and max of 18' o.c.
15	Aluminum 'Sarasota' (Bahama Type) shutters fastened per NOA
16	4" WD. x 1" Thk Raised smooth stucco band
17	Structural Tube Steel Bracket (C/5.4)
18	12" W. x 8" H. Thk Smooth Stucco wall cap
19	1 1/2" x 10" Smooth Stucco Frieze Band (A/5.4)
20	4"W. x 8"H. Smooth Stucco Band

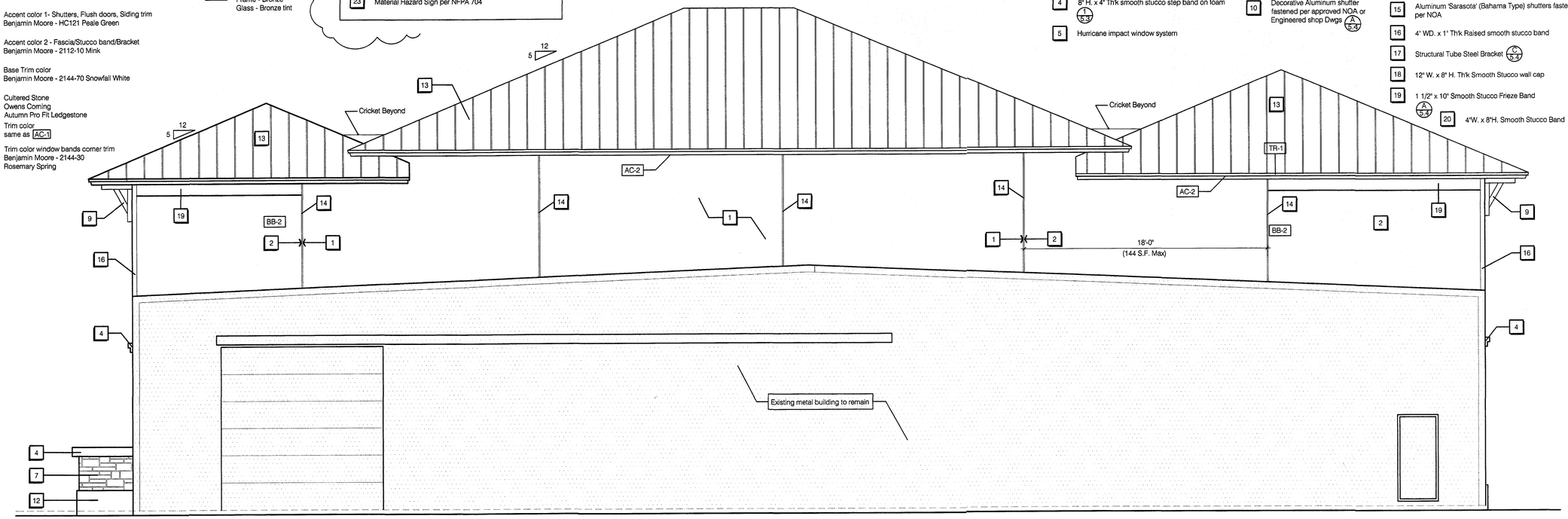

Rear (South) Elevation

1/4"=1'-0"

RICK BRAUTIGAN ARCHITECTURE INC.
25 South Dixie Highway · Delray Beach · Florida · 33483
272-9086 · AAC002029

Level III Alteration
Addition:

All County Paving
1180 SW 10 Street
Delray Beach, FL

JUL 17 2013

11612.06
06-17-2013 - Fire Department
10-21-12
12-11-12
12-21-12
3-11-13 permit

REVISED

Elevations

1/4" Sc.

4.1

ALL COUNTY PAVING - DRIVEWAY EXHIBIT

GRAPHIC SCALE N.T.S.

REVISIONS	DATE	BY
FILE NAME 99926.LAND		

CAULFIELD & WHEELER, INC.
CIVIL ENGINEERING
LANDSCAPE ARCHITECTURE – SURVEYING
7900 GLADES ROAD – SUITE 100
BOCA RATON, FLORIDA 33434
PHONE (561)-392-1991 / FAX (561)-750-1452

All County Paving
DRIVEWAY EXHIBIT
DELRAY BEACH FLORIDA

DATE	04/24/25
DRAWN BY	GAH
F.B./ PG.	--
SCALE	--

Digitally signed by Gaylord Allan Hendricks
Date: 2025.04.30 08:55:09 -04'00'
Adobe Acrobat version: 2025.001.20435

G. ALLAN HENDRICKS
LANDSCAPE ARCHITECT
No. LA6666974
STATE OF FLORIDA
-FOR THE FIRM-
DATE

JOB # 10722
SHT.NO. DE
OF 1 SHEETS