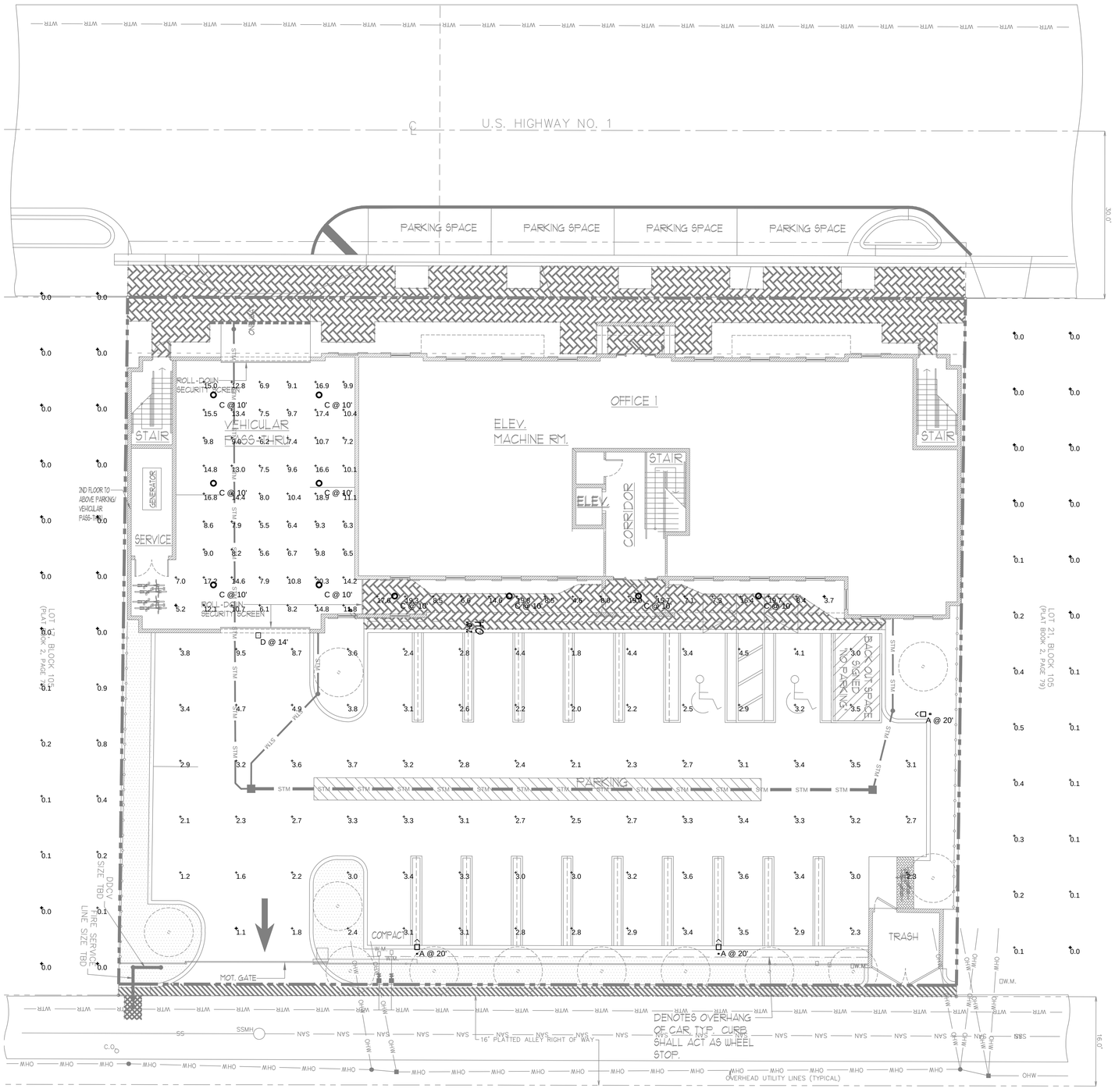

SITE PHOTOMETRIC PLAN

GRAPHIC SCALE 0 5 10 20 1" = 10'

NORTH

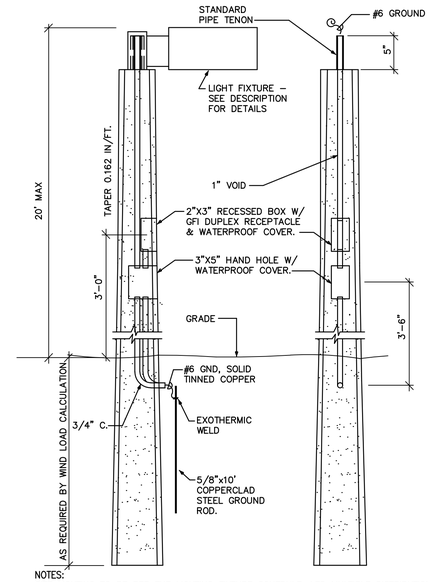

NOTES:

SITE LIGHTING TO BE PER THE LIGHTING FIXTURE SCHEDULE. LED MULTIPLE DISTRIBUTION SHAPES WILL BE ALLOWED TO MEET FOOTCANDLE REQUIREMENTS USING SEGMENTED OPTICS. (APPROVED EQUIVALENTS TO BE ACCEPTED)

FINISH TO BE SELECTED BY ARCHITECT

THE POLE SUPPLIER SHALL CERTIFY THAT POLE WITH FIXTURE AS SPECIFIED WILL MEET CURRENT WIND LOAD CRITERIA. PROVIDE SIGNED & SEALED CALCULATIONS BY A REGISTERED FLORIDA ENGINEER

TYPE 1 CONCRETE DIRECT BURIAL POLE DETAIL

NOT TO SCALE

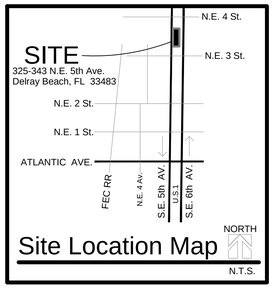

Schedule

Symbol	Label	Quantity	Manufacturer	Catalog Number	Description	Lamp	Number Lamps	Filename	Lumens Per Lamp	Light Loss Factor	Wattage
	A	3	Lithonia Lighting	DSX1 LED 40C 1000 40K T5W MVOLT HS MA	DSX1 LED WITH (2) 20 LED LIGHT ENGINES, TYPE T5W OPTIC, 4000K, @ 1000mA WITH HOUSE SIDE SHIELD, FOR MAST ARM MOUNTING	LED	1	DSX1_LED_40C_1000_40K_T5W_MVOLT_HS_MA.ies	8350	0.95	137.46
	B	0	Lithonia Lighting	DSX1 LED 40C 1000 30K T5VS MVOLT HS MA	DSX1 LED WITH (2) 20 LED LIGHT ENGINES, TYPE T5VS OPTIC, 3000K, @ 1000mA WITH HOUSE SIDE SHIELD, FOR MAST ARM MOUNTING	LED	1	DSX1_LED_40C_1000_30K_T5VS_MVOLT_HS_MA.ies	7960	0.95	137.46
	C	10	Lithonia Lighting	CNY LED P2 40K MVolt	LED Canopy (6,750lm)	Seoul Semi	168	CNY_LED_P2_40K_MVolt.ies	6601	0.95	51.86
	D	1	Lithonia Lighting	DSX1 LED 30C 1000 40K T4M MVOLT MA	DSX1 LED WITH (1) 30 LED LIGHT ENGINES, TYPE T4M OPTIC, 4000K, @ 1000mA , FOR WALL MOUNTING	LED	1	DSX1_LED_30C_1000_40K_T4M_MVOLT_MA.ies	10220	0.95	104.66

Luminaire Locations

		Location						Aim		
No.	Label	X	Y	Z	MH	Orientation	Tilt	X	Y	Z
1	A	172.52	37.95	20.00	20.00	0.00	0.00	172.52	39.16	0.00
2	A	118.58	37.95	20.00	20.00	0.00	0.00	118.58	39.16	0.00
3	A	210.37	80.86	20.00	20.00	270.00	0.00	209.16	80.86	0.00
1	C	82.17	103.95	10.00	10.00	0.00	0.00	82.17	103.95	0.00
4	C	82.17	137.91	10.00	10.00	0.00	0.00	82.17	137.91	0.00
7	C	114.57	101.93	10.00	10.00	0.00	0.00	114.57	101.93	0.00
10	C	100.99	103.95	10.00	10.00	0.00	0.00	100.99	103.95	0.00
11	C	100.99	137.91	10.00	10.00	0.00	0.00	100.99	137.91	0.00
12	C	82.17	122.15	10.00	10.00	0.00	0.00	82.17	122.15	0.00
13	C	100.99	122.15	10.00	10.00	0.00	0.00	100.99	122.15	0.00
14	C	158.15	101.93	10.00	10.00	0.00	0.00	158.15	101.93	0.00
15	C	179.64	101.93	10.00	10.00	0.00	0.00	179.64	101.93	0.00
16	C	135.06	101.93	10.00	10.00	0.00	0.00	135.06	101.93	0.00
1	D	90.12	95.38	14.00	14.00	180.00	0.00	90.12	94.92	0.00

Statistics

Description	Symbol	Avg	Max	Min	Max/Min	Avg/Min
COVERED WALKWAY	+	12.0 fc	19.8 fc	3.7 fc	5.4:1	3.2:1
NORTH PROPERTY LINE	+	0.1 fc	0.5 fc	0.0 fc	N/A	N/A
PARKING AREA	+	3.1 fc	9.5 fc	1.1 fc	8.6:1	2.8:1
SOUTH PROPERTY LINE	+	0.1 fc	0.9 fc	0.0 fc	N/A	N/A
VEHICLE PASS-TRHU	+	10.7 fc	20.3 fc	5.2 fc	3.9:1	2.1:1

ANDREW J. YOUNGROSS LICENSE NO. 50758 STATE OF FLORIDA PROFESSIONAL ENGINEER

NOTE

THESE DRAWINGS ARE PREPARED PER ESTABLISHED INDUSTRY STANDARDS AND REPRESENT THE ENGINEERS DESIGN CONCEPT. THEY ARE NOT INTENDED TO PROVIDE EVERY DETAIL OR CONDITION REQUIRED TO CONSTRUCT THE BUILDING. THE CONTRACTOR THROUGH SUBMITTALS AND OTHER COORDINATION EFFORTS IS FULLY RESPONSIBLE FOR PROVIDING A COMPLETE AND OPERATIONAL BUILDING WHETHER INDICATED ON THE PLANS OR NOT.

TYEC
HVAC
PLUMBING
ELECTRICAL
THOMPSON & YOUNGROSS ENGINEERING CONSULTANTS, LLC
CERTIFICATE of AUTHORIZATION NO. 25996
902 CLINT MOORE ROAD, SUITE 142
BOCA RATON, FLORIDA 33487
www.tecfla.com
TEL: 561-274-0200
FAX: 561-274-0222
E-MAIL: tec@tecfla.com

Revisions

Covelli Design Associates Inc.
Urban Planning ◆ Landscape Architecture
2295 NW Corporate Blvd. Suite 213
Boca Raton, Florida 33431
561-910-0330
LC 26000287
covellidesign.com

Spice Building

Delray Beach Florida

Date	12-12-2019
Scale	As Noted
PN#	1290/19158

SITE ELECTRICAL PLAN

Drawing No.
ES-1.1
OF 1