MULTIFAMILY RESIDENTIAL BUILDING
109 S.E. 5th AVENUE
DELRAY BEACH, FL 33483

NEW 4-STORY RESIDENTIAL BUILDING

SITE PLAN REVIEW SET

ARTISTIC RENDERING, VIEW FROM THE NORTH-EAST CORNER

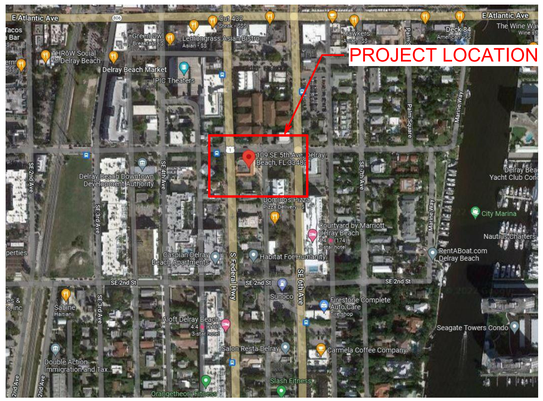

SITE PLAN REVIEW SHEET LIST

SHEET #	SHEET NAME	SPRS	REV.1	REV.2	REV.3	REV.4	REV.5
01 ARCHITECTURE							
A000	COVER SHEET	■		■	■	■	
A0-L2226A	SURVEY PLAN	■		■	■	■	
A020	SITE PLAN	■	■	■	■	■	■
A020.1	SITE DATA AND ENLARGED CIVIC SPACE	■	■	■	■	■	■
A021	COMPOSITE SITE PLAN					■	■
A051	DESIGN GUIDELINES - STREETSCAPE DIAGRAMS	■	■				
A052	DESIGN GUIDELINES - STREETSCAPE DIAGRAMS	■	■				
A060	AREA CALCULATIONS			■		■	■
A101	GROUND STORY - FLOOR PLAN	■	■	■	■	■	■
A102	SECOND STORY - PARKING PLAN	■	■	■	■	■	■
A103	SECOND STORY - FLOOR PLAN	■	■	■	■	■	■
A104	THIRD STORY - FLOOR PLAN	■	■	■	■	■	■
A105	FOURTH STORY - FLOOR PLAN	■	■	■	■	■	■
A106	FIFTH STORY (AMENITIES) - FLOOR PLAN	■	■	■	■	■	■
A107	ROOF PLAN	■	■	■	■	■	
A201	ELEVATIONS	■	■	■	■	■	■
A201.1	ELEVATIONS	■		■	■	■	■
A202	ELEVATIONS	■	■	■	■	■	■
A202.1	ELEVATIONS	■	■	■	■	■	■
A203	ELEVATIONS	■	■	■	■	■	■
A203.1	ELEVATIONS	■	■	■	■	■	■
A301	DESIGN GUIDELINES - FACADE PROPORTIONS	■	■	■	■	■	
A302	DESIGN GUIDELINES - FACADE PROPORTIONS	■	■	■	■	■	
A303	EXTERIOR WALL OPENINGS	■	■	■	■	■	
A304	EXTERIOR WALL OPENINGS	■	■	■	■	■	
A401	SECTIONS	■	■	■	■	■	
A402	SECTIONS	■	■	■	■	■	
A501	CONTEXT SITE DIAGRAM - MASSING	■	■	■	■	■	
A502	CONTEXT SITE DIAGRAM - LINE OF SIGHT	■		■	■	■	
A601	GROUND STORY AND SECOND FL. PARKING - LIFE SAFETY PLAN		■	■	■	■	
A602	SECOND AND THIRD STORY - LIFE SAFETY PLAN		■	■	■	■	
A603	FOURTH AND FIFTH STORY - LIFE SAFETY PLAN		■	■	■	■	
A701	3D PERSPECTIVE VIEWS	■	■	■	■	■	
A800	DETAILS	■	■				
A801	DETAILS	■	■				
A802	DETAILS	■	■	■	■	■	
A850	SITE AND PARKING - PHOTOMETRICS PLAN	■	■	■	■	■	
A851	GROUND STORY - EMERGENCY PHOTOMETRICS PLAN		■	■	■	■	
A852	MEZZANINE - PHOTOMETRICS PLAN		■	■	■	■	
A853	MEZZANINE PARKING - EMERGENCY PHOTOMETRICS PLAN		■	■	■	■	
A854	ROOFTOP AMENITIES PHOTOMETRIC PLAN	■	■	■	■	■	
A855	ROOFTOP EMERGENCY PHOTOMETRIC PLAN	■	■	■	■	■	
A901	RENDERINGS	■	■	■			
02 CIVIL ENGINEERING							
01-GI-000	CIVIL ENGINEERING - COVER SHEET	■	■	■		■	■
02-GI-001	LEGEND AND ABBREVIATIONS	■	■	■		■	■
03-GI-002	GENERAL CONSTRUCTION NOTES	■	■	■		■	■
04-GI-003	CONSTRUCTION SPECIFICATIONS	■	■	■		■	■
05-CG-101	EROSION CONTROL PLAN	■	■	■		■	■
06-CG-501	EROSION CONTROL DETAILS		■	■		■	■
07-CD-101	DEMOLITION PLAN	■	■	■		■	■
08-CP-101	PAVING, GRADING, AND DRAINAGE PLAN	■	■	■		■	■
09-CP-501	PAVING, GRADING, AND DRAINAGE DETAILS	■	■	■		■	■
10-CP-502	PAVING, GRADING, AND DRAINAGE DETAILS	■	■	■		■	■
11-CU-101	WATER AND SEWER PLAN	■	■	■		■	■
12-CU-501	WATER AND SEWER DETAILS	■	■	■		■	■
13-CU-502	WATER AND SEWER DETAILS	■	■	■		■	■
14-CM-101	PAVEMENT MARKINGS AND SIGNAGE PLAN		■	■		■	■
15-CM-501	PAVING, MARKINGS AND SIGNAGE DETAILS			■		■	■
03 LANDSCAPE ARCHITECTURE							
01-L-1	TREE DISPOSITION	■	■	■		■	■
02-L-2	LANDSCAPE PLAN	■	■	■		■	■
03-L-2.1	ENLARGED CANOPY PLAN	■	■	■		■	■
04-L-2.2	ENLARGED UNDERSTORY PLAN	■	■	■		■	■
05-L-3.0	PLANTING DETAILS AND SPECIFICATIONS	■	■	■		■	■
06-IR-1	IRRIGATION PLAN	■	■	■		■	■
07-IR-2	IRRIGATION NOTES	■	■	■		■	■

ARCHITECT

NETTA ARCHITECTS LLC.
ONE PARK PLACE, 621 NW 53rd ST.
SUITE 270
BOCA RATON, FL, 33487
TEL: (561) 295-4500

CIVIL ENGINEER

KEITH
301 EAST ATLANTIC BLVD.
POMPANO BEACH, FL 33060
TEL: (954) 788 3400

OWNER

109 FIFTH, LLC
854 LILAC DRIVE
BOCA RATON, FL, 33487
TEL: (561) 400-9758

LANDSCAPE ARCHITECT

cabezas - alvarez landscape architects, inc

CABEZAS ALVAREZ LANDSCAPE ARCHITECTS, INC.
80 NE 5th Ave.
DELRAY BEACH, FL 33483
TEL: (561) 515 1275 ext. 1
(561) 596 6771

CODE SUMMARY INFORMATION

AUTHORITY HAVING JURISDICTION:
PALM BEACH COUNTY BUILDING DEPARTMENT

• FLORIDA BUILDING CODE (BUILDING)	2023 * 8TH ED.
• FLORIDA BUILDING CODE (PLUMBING)	2023 * 8TH ED.
• FLORIDA BUILDING CODE (MECHANICAL)	2023 * 8TH ED.
• FLORIDA ACCESSIBILITY CODE	2023 * 8TH ED.
• NATIONAL ELECTRIC CODE	2020 ED
• NATIONAL FIRE PROTECTION ASSOCIATION (NFPA)101 LIFE SAFETY CODE	2021 ED
• NFPA (NFPA)1 UNIFORM FIRE CODE	2021 ED
• PALM BEACH COUNTY CODE OF ORDINANCES	CURRENT
• CITY OD DELRAY BEACH CODE OF ORDINANCES	CURRENT

NETTA ARCHITECTS
621 NW 53rd Street, Suite 270
Boca Raton, Florida 33487
(o) 561-295-4500
www.nettaarchitects.com
CERTIFICATE OF AUTHENTICATION M18000001650

STATE OF FLORIDA
NICHOLAS J. NETTA
AR98615
REGISTERED ARCHITECT

DATE OF SEAL: 11/19/2025

NICHOLAS J. NETTA, AIA, NCARB
FL REGISTRATION No. AR98615

FRANCISCO J. MELENDEZ, SR., AIA
FL REGISTRATION No. AR101881

HONG JIN, LEED, AIA
FL REGISTRATION No. AR102237

MULTIFAMILY RESIDENTIAL BUILDING

109 S.E. 5th AVENUE
DELRAY BEACH, 33483 FL

Nicholas J. Netta

SITE PLAN REVIEW SET

Submissions

Revisions

No:	DATE:	DESCRIPTION:
1	06-13-2024	TAC REVISION
2	07-03-2025	TAC REVISION 2
3	09-19-2025	TAC REVISION 3
4	10-28-2025	TAC REVISION 4
5	11-18-2025	TAC REVISION 5

DATE:	11-01-2024
DESIGNER:	MA
MODELED:	CC
CHECKED:	MF
NETTA PROJECT #:	2221704_FL

Drawing title

COVER SHEET

Drawing no.

A000

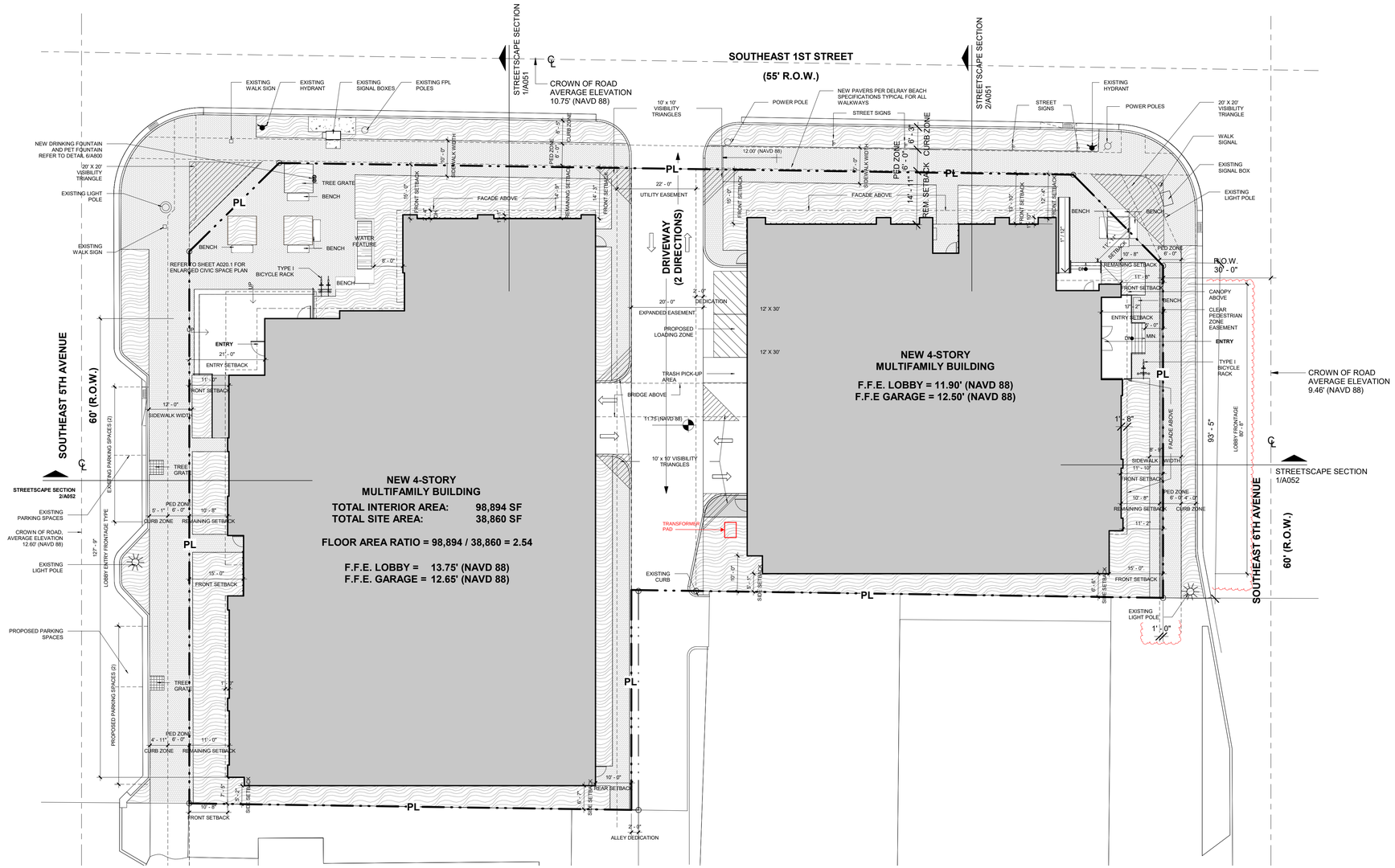

2 A020 **SITE PLAN**
SCALE: 1/16" = 1'-0"

NOTE:
SEE SHEET A020.1 FOR SITE DATA

0' 8'-0" 16'-0" 32'-0" 64'-0"

SITE PLAN LEGEND	
	LANDSCAPE
	PAVERS
	BUILDING FOOTPRINT

NETTA ARCHITECTS
621 NW 53rd Street, Suite 270
Boca Raton, Florida 33487
(o) 561-295-4500
www.nettaarchitects.com
CERTIFICATE OF AUTHENTICATION M18000001650

STATE OF FLORIDA
NICHOLAS J. NETTA
AR98615
REGISTERED ARCHITECT

DATE OF SEAL: 11/19/2025

NICHOLAS J. NETTA, AIA, NCARB
FL REGISTRATION No. AR98615
FRANCISCO J. MELENDEZ, SR., AIA
FL REGISTRATION No. AR101881
HONG JIN, LEED, AIA
FL REGISTRATION No. AR102237

MULTIFAMILY RESIDENTIAL BUILDING

109 S.E. 5th AVENUE
DELRAY BEACH, 33483 FL

SITE PLAN REVIEW SET

Submissions

Revisions

No:	DATE:	DESCRIPTION:
1	06-13-2024	TAC REVISION
2	07-03-2025	TAC REVISION 2
3	09-19-2025	TAC REVISION 3
4	10-28-2025	TAC REVISION 4
5	11-18-2025	TAC REVISION 5

DATE:	11-01-2024
DESIGNER:	MA
MODELED:	AB
CHECKED:	MF
NETTA PROJECT #:	2221704_FL

Drawing title

SITE PLAN

Drawing no.

A020

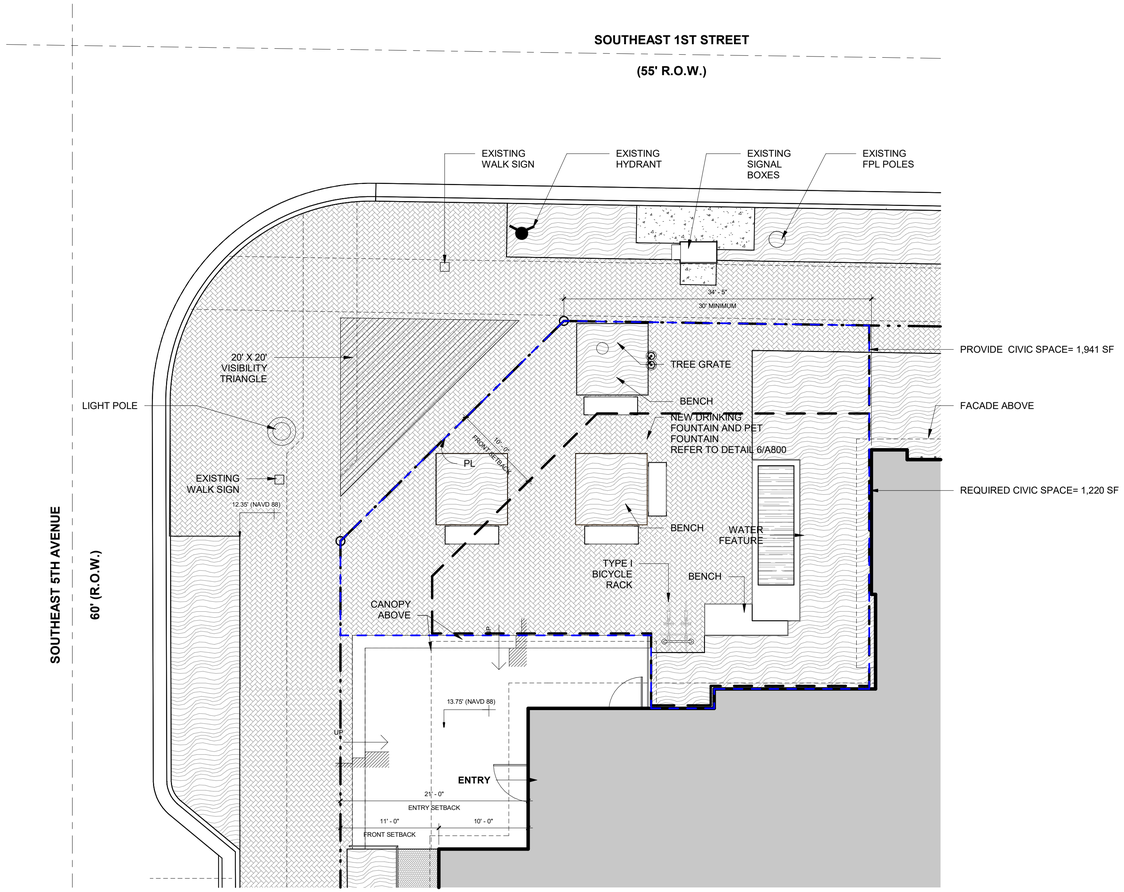

1 CIVIC SPACE
1/8" = 1'-0"

CODE SUMMARY INFORMATION

AUTHORITY HAVING JURISDICTION	CITY OF DELRAY BEACH, BUILDING DIVISION
FLORIDA BUILDING CODE (BUILDING)	2023 - 8TH EDITION
FLORIDA BUILDING CODE (MECHANICAL)	2023 - 8TH EDITION
FLORIDA BUILDING CODE (PLUMBING)	2023 - 8TH EDITION
FLORIDA BUILDING CODE (ACCESSIBILITY)	2023 - 8TH EDITION
FLORIDA BUILDING CODE (ENERGY CONSERVATION)	2023 - 8TH EDITION
NATIONAL ELECTRIC CODE	2023
N.F.P.A. 1 (FIRE CODE)	2021
N.F.P.A. 101 (LIFE SAFETY)	2021
F.F.P.C. (FLORIDA FIRE PREVENTION CODE)	2023 8TH EDITION
PALM BEACH COUNTY CODE OF ORDINANCES	CURRENT

PROJECT INFORMATION

APPLICATION	MULTIFAMILY RESIDENTIAL DEVELOPMENT
APPLICATION NAME	109 S.E. 5TH AVENUE
APPLICATION NUMBER	2024-104
JURISDICTION	DELRAY BEACH, FLORIDA
LAND USE MAP DESIGNATION	CENTRAL CORE
ZONING DISTRICT	CBD-CENTRAL BUSINESS DISTRICT
PARCEL No.	12-43-46-16-FI-000-0010
EXISTING USE	COMMERCIAL
PROPOSE USE	MULTIFAMILY RESIDENTIAL
TYPE OF CONSTRUCTION	IIB
EXTERIOR WALL FIRE RATING	0 HOUR
EXISTING GROSS SITE AREA	38,860 SF / 0.89 ACRES
EXISTING NET SITE AREA	38,738 SF / 0.89 ACRES
BUILDING FOOT PRINT	24,149 SF
LANDSCAPE AREA	
PAVED AREA	2,922 SF
UNDER ROOF BUILDING AREA W/ COVERED TERRACES	108,795 SF
UNDER ROOF BUILDING AREA, EXCLUDING TERRACES	98,731 SF
OPEN SKY BUILDING AREA	13,782 SF
FLOOR AREA RATIO	2.52

ZONING CODE COMPLIANCE

-	REQUIRED	PROVIDED
MAXIMUM NUMBER OF STORIES, TABLE 4.4..13(C)	4 STORIES	4 STORIES
MAXIMUM HEIGHT -TABLE 4.4.13 (B)	54'	54'
S.E 1ST STREET FRONT SETBACK STORIES 1 AND PARKING LEVEL 2	MIN. 10' MAX.15'	15' - 0" , 14' - 3" , 13' - 10"
S.E 1ST STREET FRONT SETBACK STORIES 2 & 3	MIN. 10' MAX.15'	12' - 8" , 11' - 11" 11' - 3" , 10' - 0"
S.E 1ST STREET FRONT SETBACK STORY 4	MIN. 20'	20'
S.E. 6TH AVENUE FRONT SETBACK STORIES A AND MEZZANINE	MIN. 10' MAX.15'	15' - 0" , 11' - 10"
S.E. 6TH AVENUE FRONT SETBACK STORIES 2 & 3	MIN. 10' MAX.15'	10' - 0"
S.E. 6TH AVENUE FRONT SETBACK STORY 4	MIN. 20'	20'
S.E. 5TH AVENUE FRONT SETBACK STORIES 1 AND PARKING LEVEL 2	MIN. 10' MAX.15'	11' - 0", 15' - 0"
S.E. 5TH AVENUE FRONT SETBACK STORIES 2 & 3	MIN. 10' MAX.15'	10' - 0"
S.E. 5TH AVENUE STORY 4	MIN. 20'	20'
INTERIOR SIDE SETBACK STORY 4	MIN.5'	5' - 1", 6' - 6", 7' - 5"
ALLEY REAR SETBACK STORIES 1 - 3	MIN. 10'	10'
ALLEY REAR SETBACK STORY 4	MIN. 20'	20'
DENSITY ALLOWED	MAX 30 D.U / ACRE 0.89 ACRE x 30=26.7 UNITS	26.7 UNITS
DENSITY PROPOSED	29.2 D.U. / ACRE	26 UNITS
PARKING SPACES	MIN 57 SPACES (SEE PARKING CALCS) MIN. ADA: 1 SPACE MIN EV: 1 SPACE	59 PARKING SPACES 2 ADA SPACES 4 EV SPACES
BICYCLE PARKING	TYPE I: 1/10 U = 3 TYPE II: 1/6 = 5	TYPE I: 3 TYPE II: 7
LOADING	20,000-100,000 SF 2 BERTHS	2 BERTHS
OPEN CIVIC SPACES	38,860 SF - 20,000 SF 18,860 x 0.05= 943 SF	1,220 SF
ROOF COVERED STRUCTURES		

PARKING CALCULATION

2 BR & 3 BR UNITS	26 UT	1.75 SP PER UT	45.50 SPACES
GUEST PARKING (1-20)	20 UT	0.50 SP PER UT	10.00 SPACES
GUEST PARKING (21-25)	6 UT	0.30 SP PER UT	1.80 SPACES
TOTAL REQUIRED PARKING SPACES			57.3 SPACES
TPOTAL PROVIDED			59 SPACES -40 STD / 17 COMPACT
ADA PARKING	2 REQUIRED	2 PROVIDED	
EV PARKING	2 REQUIRED	2 PROVIDED	

PLAZA TYPE AREA	
MIN. REQUIRED	943 SF
PROVIDED	1,220 SF
TOTAL CIVIC SPACE AREA	1,936 SF
PERIMETER	148' -10"
TREES REQUIRED	7.4
TREES PROVIDED	7

SITE PLAN LEGEND	
	LANDSCAPE
	PAVERS
	BUILDING FOOTPRINT

NETTA ARCHITECTS
621 NW 53rd Street, Suite 270
Boca Raton, Florida 33487
(o) 561-295-4500
www.nettaarchitects.com
CERTIFICATE OF AUTHENTICATION M18000001650

STATE OF FLORIDA
NICHOLAS J. NETTA
AR98615
REGISTERED ARCHITECT

DATE OF SEAL: 11/19/2025

NICHOLAS J. NETTA, AIA, NCARB
FL REGISTRATION No. AR98615
FRANCISCO J. MELENDEZ, SR., AIA
FL REGISTRATION No. AR101881
HONG JIN, LEED, AIA
FL REGISTRATION No. AR102237

Nicholas J. Netta

MULTIFAMILY RESIDENTIAL BUILDING

109 S.E. 5th AVENUE
DELRAY BEACH, 33483 FL

SITE PLAN REVIEW SET

Submissions

Revisions

No:	DATE:	DESCRIPTION:
3	09-19-2025	TAC REVISION 3
4	10-28-2025	TAC REVISION 4
5	11-18-2025	TAC REVISION 5

DATE:	11-01-2024
DESIGNER:	Designer
MODELED:	AB
CHECKED:	MF
NETTA PROJECT #:	2221704_FL

Drawing title

SITE DATA AND ENLARGED CIVIC SPACE

Drawing no.

A020.1

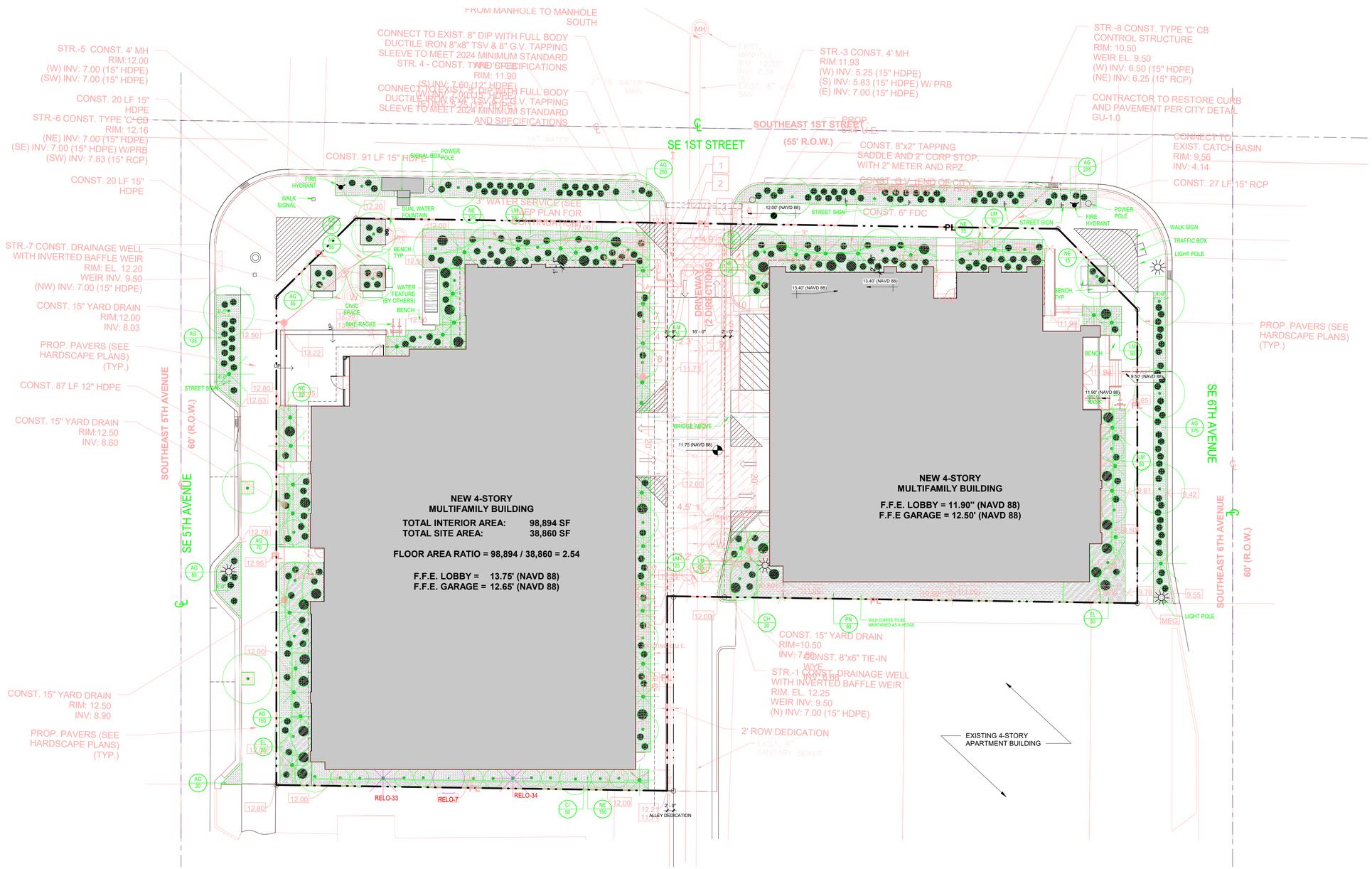

1 A021 **COMPOSITE SITE PLAN**
SCALE: 1/16" = 1'-0"

0' 8'-0" 16'-0" 32'-0" 64'-0"

NETTA ARCHITECTS
621 NW 53rd Street, Suite 270
Boca Raton, Florida 33487
(o) 561-295-4500
www.nettaarchitects.com
CERTIFICATE OF AUTHENTICATION M18000001650

STATE OF FLORIDA
NICHOLAS J. NETTA
AR98615
REGISTERED ARCHITECT

DATE OF SEAL: 11/19/2025

NICHOLAS J. NETTA, AIA, NCARB
FL REGISTRATION No. AR98615
FRANCISCO J. MELENDEZ, SR., AIA
FL REGISTRATION No. AR101881
HONG JIN, LEED, AIA
FL REGISTRATION No. AR102237

MULTIFAMILY RESIDENTIAL BUILDING

109 S.E. 5th AVENUE
DELRAY BEACH, 33483 FL

Nicholas J. Netta

SITE PLAN REVIEW SET

Submissions

Revisions

No:	DATE:	DESCRIPTION:
3	09-19-2025	TAC REVISION 3
4	10-28-2025	TAC REVISION 4

DATE:	11-01-2024
DESIGNER:	MA
MODELED:	AB
CHECKED:	MF
NETTA PROJECT #:	2221704_FL

Drawing title

COMPOSITE SITE PLAN

Drawing no.

A021

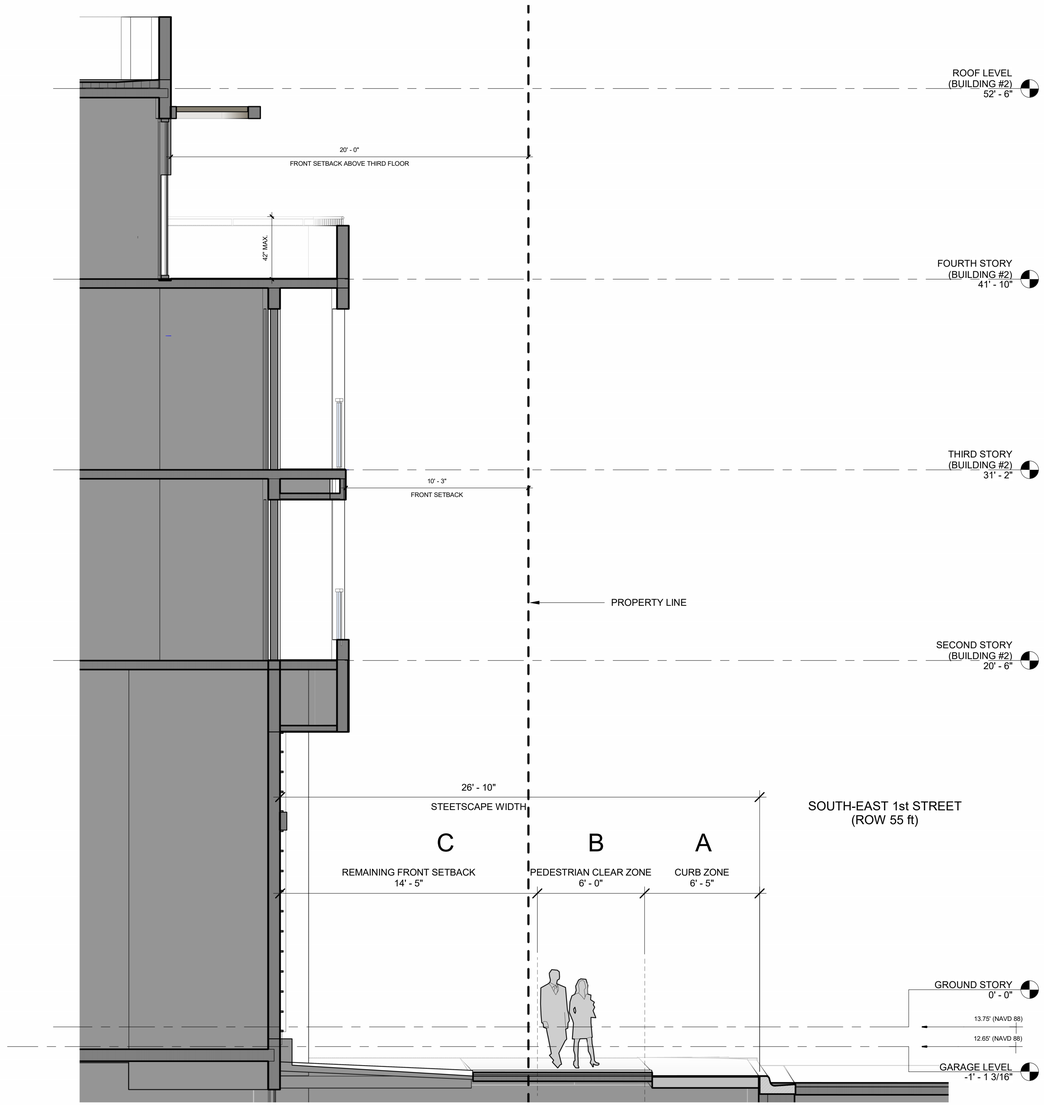

2 A051 **STREETSCAPE VIEW**
SCALE: 1/4" = 1'-0"

0' 2'-0" 4'-0" 8'-0" 16'-0"

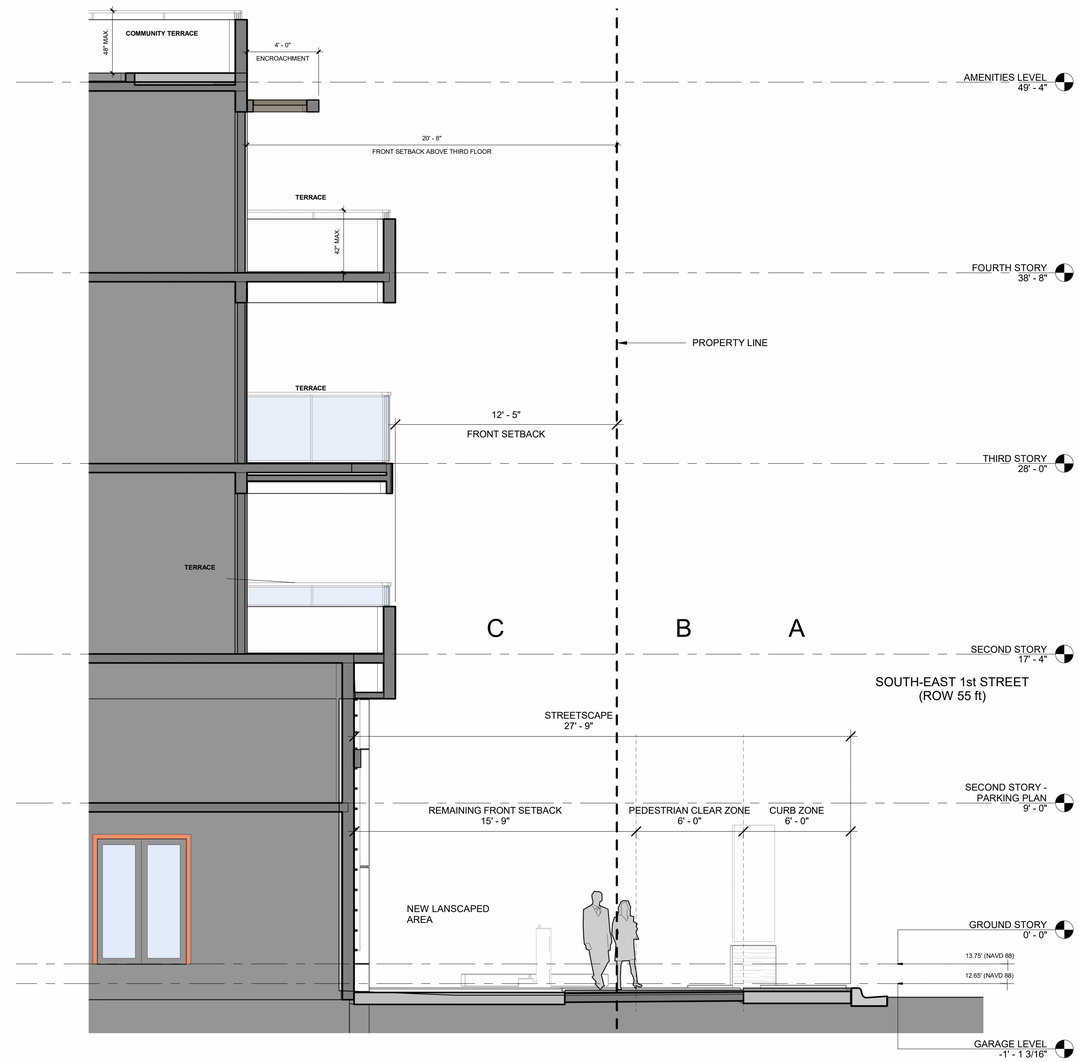

1 A051 **STREETSCAPE VIEW**
SCALE: 1/4" = 1'-0"

0' 2'-0" 4'-0" 8'-0" 16'-0"

NETTA ARCHITECTS
621 NW 53rd Street, Suite 270
Boca Raton, Florida 33487
(o) 561-295-4500
www.nettaarchitects.com
CERTIFICATE OF AUTHENTICATION M18000001650

STATE OF FLORIDA
NICHOLAS J. NETTA
AR98615
REGISTERED ARCHITECT

DATE OF SEAL: 11/19/2025

NICHOLAS J. NETTA, AIA, NCARB
FL REGISTRATION No. AR98615
FRANCISCO J. MELENDEZ, SR., AIA
FL REGISTRATION No. AR101881
HONG JIN, LEED, AIA
FL REGISTRATION No. AR102237

Nicholas J. Netta

MULTIFAMILY RESIDENTIAL BUILDING

109 S.E. 5th AVENUE
DELRAY BEACH, 33483 FL

SITE PLAN REVIEW SET

Submissions

Revisions

No:	DATE:	DESCRIPTION:
1	06-13-2024	TAC REVISION
2	07-03-2025	TAC REVISION 2

DATE:	11-01-2024
DESIGNER:	MA
MODELED:	CC
CHECKED:	MF
NETTA PROJECT #:	2221704_FL

Drawing title

DESIGN GUIDELINES - STREETSCAPE DIAGRAMS

Drawing no.

A051

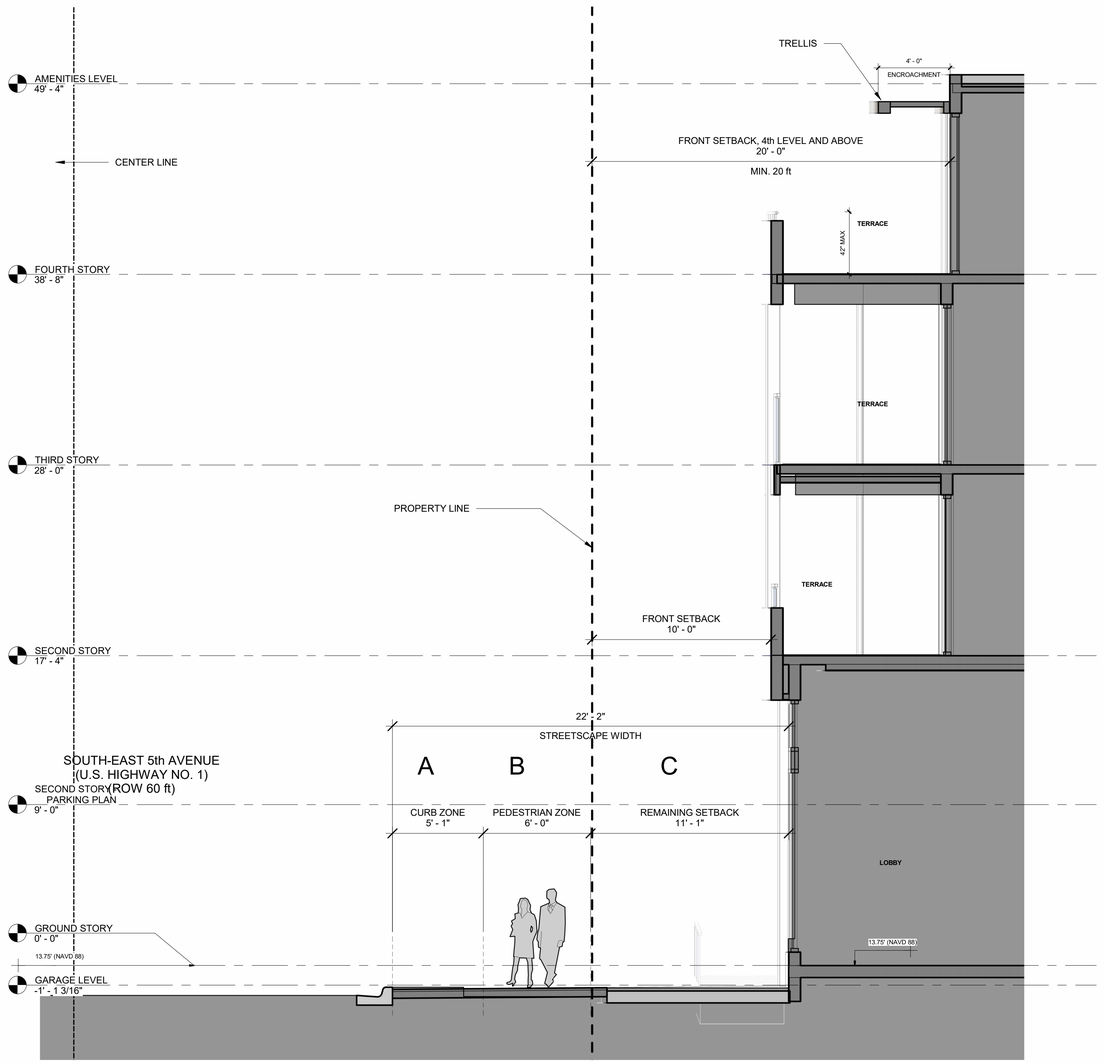

2 A052 **STREETSCAPE VIEW 1**
SCALE: 1/4" = 1'-0"

0' 2'-0" 4'-0" 8'-0" 16'-0"

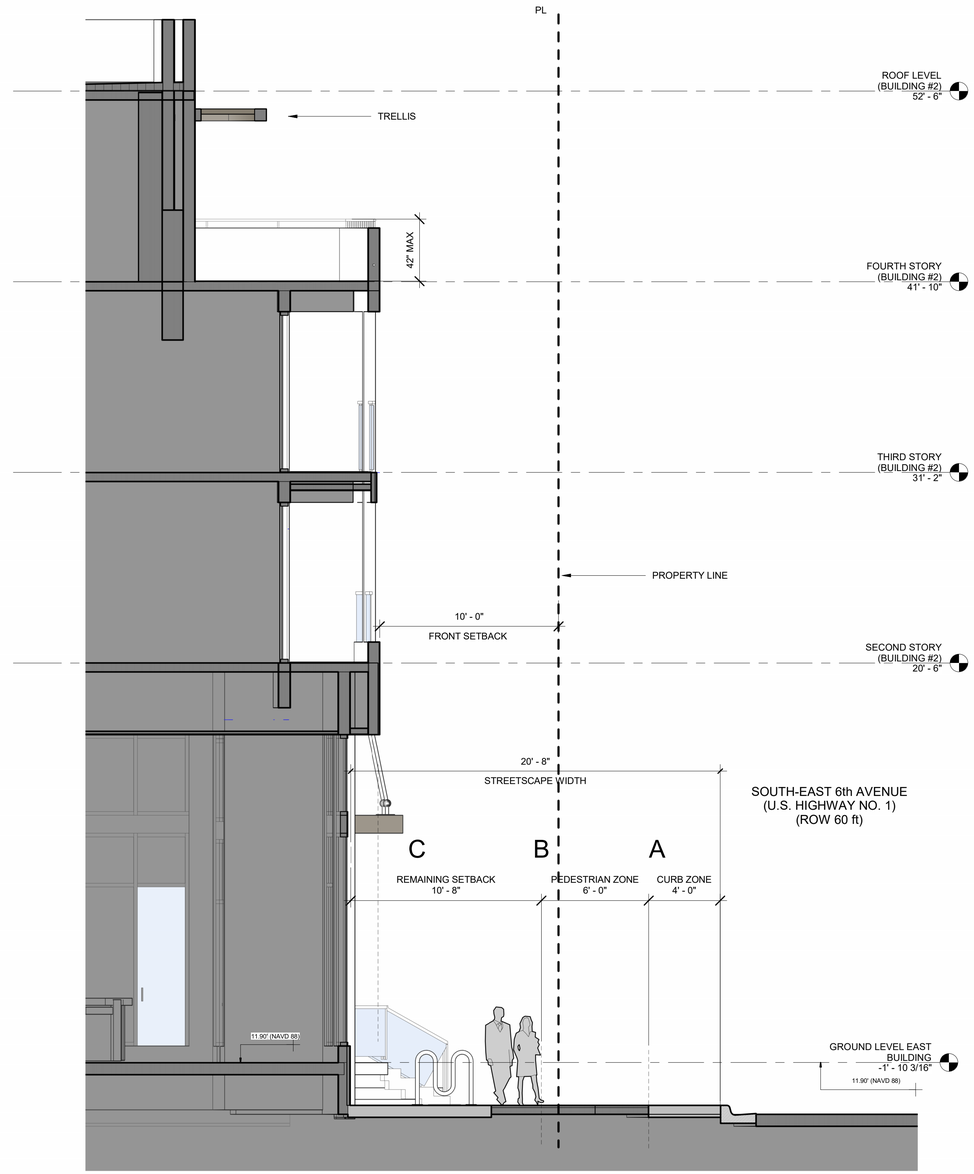

1 A052 **STREETSCAPE VIEW 2**
SCALE: 1/4" = 1'-0"

0' 2'-0" 4'-0" 8'-0" 16'-0"

NETTA ARCHITECTS
621 NW 53rd Street, Suite 270
Boca Raton, Florida 33487
(o) 561-295-4500
www.nettaarchitects.com
CERTIFICATE OF AUTHENTICATION M18000001650

STATE OF FLORIDA
NICHOLAS J. NETTA
AR98615
REGISTERED ARCHITECT

DATE OF SEAL: 11/19/2025

NICHOLAS J. NETTA, AIA, NCARB
FL REGISTRATION No. AR98615
FRANCISCO J. MELENDEZ, SR., AIA
FL REGISTRATION No. AR101881
HONG JIN, LEED, AIA
FL REGISTRATION No. AR102237

Nicholas J. Netta

MULTIFAMILY RESIDENTIAL BUILDING

109 S.E. 5th AVENUE
DELRAY BEACH, 33483 FL

SITE PLAN REVIEW SET

Submissions

Revisions

No:	DATE:	DESCRIPTION:
1	06-13-2024	TAC REVISION
2	07-03-2025	TAC REVISION 2

DATE:	11-01-2024
DESIGNER:	MA
MODELED:	CC
CHECKED:	MF
NETTA PROJECT #:	2221704_FL

Drawing title

DESIGN GUIDELINES - STREETSCAPE DIAGRAMS

Drawing no.

A052

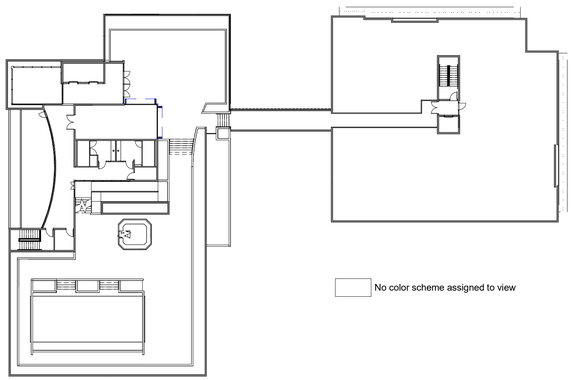

6 A060 **AREA CALCULATION - ROOFTOP AMENITIES STORY**
SCALE: 1" = 30'-0"

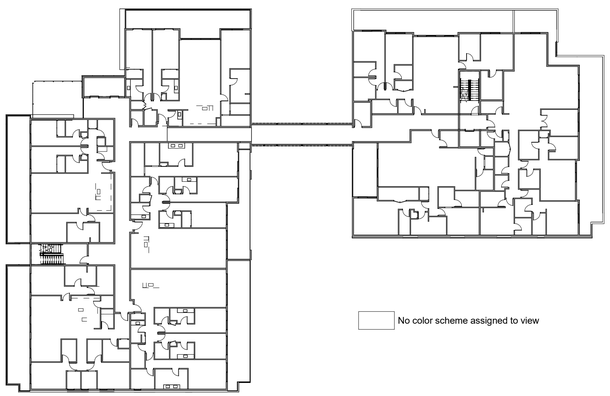

5 A060 **AREA CALCULATION - FOURTH STORY**
SCALE: 1" = 30'-0"

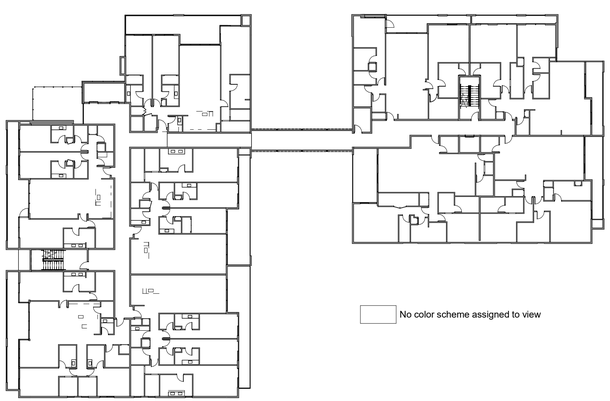

4 A060 **AREA CALCULATION - THIRD STORY**
SCALE: 1" = 30'-0"

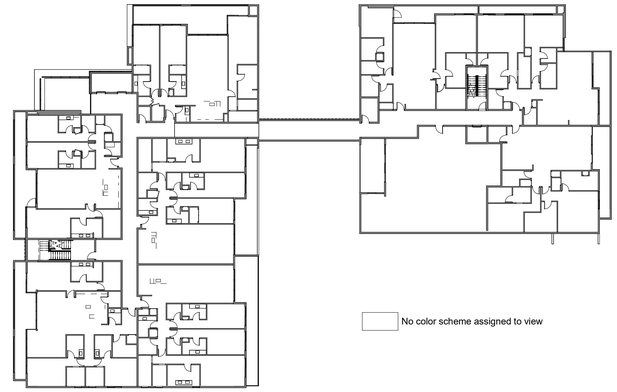

3 A060 **AREA CALCULATION - SECOND STORY**
SCALE: 1" = 30'-0"

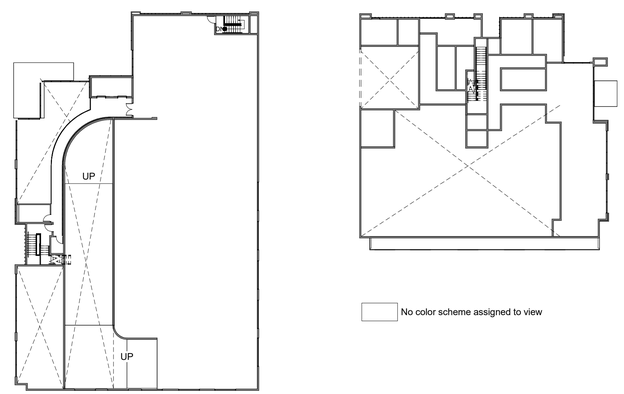

2 A060 **AREA CALCULATION - SECOND LEVEL PARKING PLAN**
SCALE: 1" = 30'-0"

1 A060 **GROUND STORY - FLOOR PLAN**
SCALE: 1" = 30'-0"

AREA CALCULATION - EXTERIOR UNDER ROOF

AREA	AREA TYPE	AREA
SECOND STORY		
TERRACE	APARTMENTS	373 SF
TERRACE	APARTMENTS	366 SF
TERRACE	APARTMENTS	355 SF
TERRACE	APARTMENTS	320 SF
TERRACE	APARTMENTS	461 SF
		1,875 SF
SECOND STORY (BUILDING #2)		
TERRACE	APARTMENTS	200 SF
TERRACE	APARTMENTS	196 SF
TERRACE	APARTMENTS	126 SF
TERRACE	APARTMENTS	251 SF
TERRACE	APARTMENTS	238 SF
		1,012 SF
THIRD STORY		
TERRACE	APARTMENTS	329 SF
TERRACE	APARTMENTS	326 SF
TERRACE	APARTMENTS	367 SF
TERRACE	APARTMENTS	373 SF
TERRACE	APARTMENTS	484 SF
		1,880 SF
THIRD STORY (BUILDING #2)		
TERRACE	APARTMENTS	238 SF
TERRACE	APARTMENTS	251 SF
TERRACE	APARTMENTS	196 SF
TERRACE	APARTMENTS	200 SF
TERRACE	APARTMENTS	140 SF
		1,027 SF
FOURTH STORY		
TERRACE	APARTMENTS	372 SF
		372 SF
FOURTH STORY (BUILDING #2)		
TERRACE	APARTMENTS	238 SF
		238 SF
TOTAL		6,405 SF

AREA CALCULATION - EXTERIOR OPEN SKY

AREA	AREA TYPE	AREA
FOURTH STORY		
TERRACE	APARTMENTS	527 SF
TERRACE	APARTMENTS	582 SF
TERRACE	APARTMENTS	540 SF
TERRACE	APARTMENTS	535 SF
		2,185 SF
FOURTH STORY (BUILDING #2)		
TERRACE	APARTMENTS	620 SF
TERRACE	APARTMENTS	1,043 SF
		1,663 SF
AMENITIES LEVEL		
COMMUNITY TERRACE	AMENITIES	2,215 SF
POOL AREA	AMENITIES	6,286 SF
TERRACE	AMENITIES	670 SF
BRIDGE	CIRCULATIONS	369 SF
		9,540 SF
ROOF LEVEL (BUILDING #2)		
ACCESS	CIRCULATIONS	307 SF
		307 SF
TOTAL		13,695 SF

UNITS AREA		TERRACE UNIT AREAS	
UNIT 201	2,175 SF	TERRACE UNIT 201	438 SF
UNIT 202	2,066 SF	TERRACE UNIT 202	352 SF
UNIT 203	2,293 SF	TERRACE UNIT 203	332 SF
UNIT 204	2,275 SF	TERRACE UNIT 204	385 SF
UNIT 205	2,284 SF	TERRACE UNIT 205	375 SF
UNIT 206	2,172 SF	TERRACE UNIT 206	238 SF
UNIT 207	1,971 SF	TERRACE UNIT 207	252 SF
UNIT 208	1,944 SF	TERRACE UNIT 208	339 SF
UNIT 209	1,863 SF	TERRACE UNIT 209	200 SF
UNIT 301	2,175 SF	TERRACE UNIT 301	427 SF
UNIT 302	2,068 SF	TERRACE UNIT 302	338 SF
UNIT 303	2,296 SF	TERRACE UNIT 303	325 SF
UNIT 304	2,275 SF	TERRACE UNIT 304	341 SF
UNIT 305	2,286 SF	TERRACE UNIT 305	375 SF
UNIT 306	2,108 SF	TERRACE UNIT 306	238 SF
UNIT 307	1,993 SF	TERRACE UNIT 307	225 SF
UNIT 308	1,945 SF	TERRACE UNIT 308	332 SF
UNIT 309	1,947 SF	TERRACE UNIT 309	195 SF
UNIT 401	2,089 SF	TERRACE UNIT 401	510 SF
UNIT 402	1,849 SF	TERRACE UNIT 402	544 SF
UNIT 403	2,080 SF	TERRACE UNIT 403	520 SF
UNIT 404	2,079 SF	TERRACE UNIT 404	510 SF
UNIT 405	2,286 SF	TERRACE UNIT 405	356 SF
UNIT 406	2,072 SF	TERRACE UNIT 406	238 SF
UNIT 407	2,902 SF	TERRACE UNIT 407	1,057 SF
UNIT 408	2,063 SF	TERRACE UNIT 408	683 SF
	55,557 SF		10,125 SF

AREA CALCULATIONS - INTERIOR

GROUND STORY		
EAST BUILDING		
(13) PARKING GARAGE	4,542 SF	PARKING
BIKE ROOM	277 SF	STORAGE
CORRIDOR	685 SF	STORAGE
ELEVATOR	64 SF	CIRCULATIONS
ELEVATOR LOBBY	147 SF	CIRCULATIONS
FIRE ROOM	197 SF	STORAGE
LOADING AREA	667 SF	PARKING
LOBBY	1,589 SF	CIRCULATIONS
MAIL ROOM	173 SF	STORAGE
MECH/ELEC ROOM	105 SF	STORAGE
STAIRS 2	118 SF	CIRCULATIONS
STORAGE	751 SF	STORAGE
TRASH ROOM	232 SF	SERVICES
VESTIBULE	41 SF	CIRCULATIONS
	9,588 SF	
WEST BUILDING		
(20) PARKING GARAGE	8,310 SF	PARKING
GARAGE RAMP	2,215 SF	PARKING
GYM	1,075 SF	AMENITIES
LOBBY	1,913 SF	CIRCULATIONS
MAIL PACKAGE	116 SF	SERVICES
SPRINKLER ROOM	54 SF	STORAGE
STAIRS 1	186 SF	CIRCULATIONS
STAIRS 3	120 SF	CIRCULATIONS
STORAGE	430 SF	STORAGE
	14,419 SF	
SECOND STORY - PARKING PLAN		
WEST BUILDING		
(26) PARKING GARAGE	8,712 SF	PARKING
GARAGE RAMP	982 SF	PARKING
JANITOR CLOSET	43 SF	SERVICES
LOBBY	473 SF	CIRCULATIONS
STAIRS 3	123 SF	CIRCULATIONS
STORAGE	119 SF	STORAGE
	10,452 SF	
SECOND STORY		
EAST BUILDING		
2-BEDROOM	7,949 SF	APARTMENTS
GALLERY	933 SF	CIRCULATIONS
STAIRS 2	162 SF	CIRCULATIONS
TRASH ROOM	84 SF	SERVICES
	9,128 SF	
WEST BUILDING		
3-BEDROOM	11,094 SF	APARTMENTS
ELEVATOR	158 SF	CIRCULATIONS
GALLERY	1,004 SF	CIRCULATIONS
LOBBY	181 SF	CIRCULATIONS
STAIRS 1	270 SF	CIRCULATIONS
	12,708 SF	
THIRD STORY		
EAST BUILDING		
2-BEDROOM	7,994 SF	APARTMENTS
GALLERY	902 SF	CIRCULATIONS
	8,896 SF	
WEST BUILDING		
3-BEDROOM	11,100 SF	APARTMENTS
GALLERY	984 SF	CIRCULATIONS
LOBBY	200 SF	CIRCULATIONS
	12,285 SF	
FOURTH STORY		
EAST BUILDING		
3-BEDROOM	7,036 SF	APARTMENTS
GALLERY	825 SF	CIRCULATIONS
	7,861 SF	
WEST BUILDING		
3-BEDROOM	10,383 SF	APARTMENTS
GALLERY	984 SF	CIRCULATIONS
LOBBY	200 SF	CIRCULATIONS
	11,567 SF	
AMENITIES LEVEL		
WEST BUILDING		
COMMUNITY ROOM	523 SF	AMENITIES
GALLERY	733 SF	CIRCULATIONS
JANITOR CLOSET	62 SF	SERVICES
LOBBY	310 SF	CIRCULATIONS
MEN'S RR	182 SF	SERVICES
WOMEN'S RR	179 SF	SERVICES
	1,989 SF	
	98,894 SF	

NETTA ARCHITECTS
621 NW 53rd Street, Suite 270
Boca Raton, Florida 33487
(o) 561-295-4500
www.nettaarchitects.com
CERTIFICATE OF AUTHENTICATION M18000001650

STATE OF FLORIDA
NICHOLAS J. NETTA
AR98615
REGISTERED ARCHITECT

DATE OF SEAL: 11/19/2025

NICHOLAS J. NETTA, AIA, NCARB
FL REGISTRATION No. AR98615
FRANCISCO J. MELENDEZ, SR., AIA
FL REGISTRATION No. AR101881
HONG JIN, LEED, AIA
FL REGISTRATION No. AR102237

Nicholas J. Netta

MULTIFAMILY RESIDENTIAL BUILDING

109 S.E. 5th AVENUE
DELRAY BEACH, 33483 FL

SITE PLAN REVIEW SET

Submissions

Revisions

No:	DATE:	DESCRIPTION:
2	07-03-2025	TAC REVISION 2
4	10-28-2025	TAC REVISION 4

DATE:	11-01-2024
DESIGNER:	MA
MODELED:	CC
CHECKED:	MF
NETTA PROJECT #:	2221704_FL

Drawing title

AREA CALCULATIONS

Drawing no.

A060

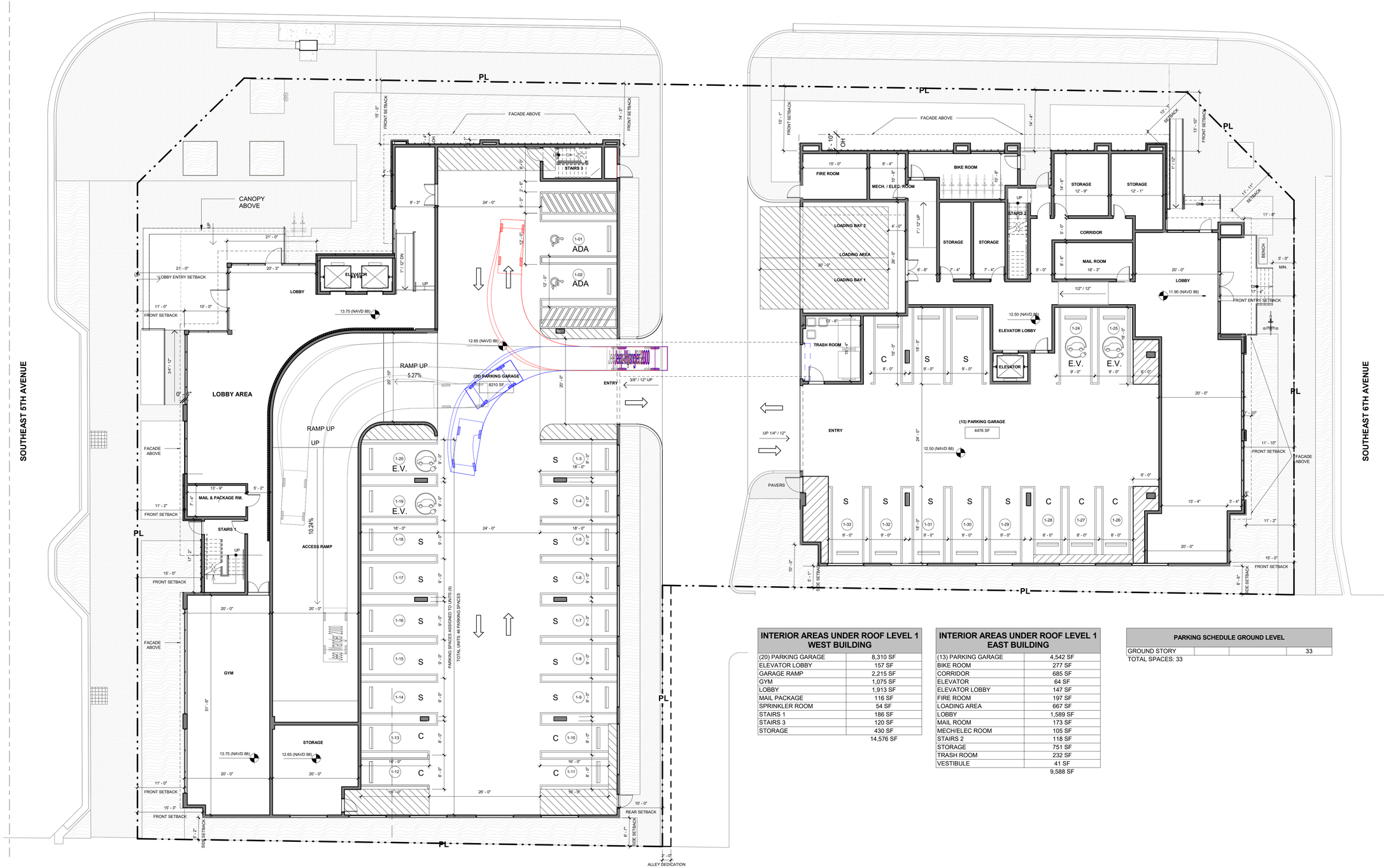

INTERIOR AREAS UNDER ROOF LEVEL 1 WEST BUILDING	
(20) PARKING GARAGE	8,310 SF
ELEVATOR LOBBY	157 SF
GARAGE RAMP	2,215 SF
GYM	1,075 SF
LOBBY	1,913 SF
MAIL PACKAGE	116 SF
SPRINKLER ROOM	54 SF
STAIRS 1	186 SF
STAIRS 3	120 SF
STORAGE	430 SF
	14,576 SF

INTERIOR AREAS UNDER ROOF LEVEL 1 EAST BUILDING	
(13) PARKING GARAGE	4,542 SF
BIKE ROOM	277 SF
CORRIDOR	685 SF
ELEVATOR	64 SF
ELEVATOR LOBBY	147 SF
FIRE ROOM	197 SF
LOADING AREA	667 SF
LOBBY	1,589 SF
MAIL ROOM	173 SF
MECH/ELEC ROOM	105 SF
STAIRS 2	118 SF
STORAGE	751 SF
TRASH ROOM	232 SF
VESTIBULE	41 SF
	9,588 SF

PARKING SCHEDULE GROUND LEVEL			
GROUND STORY			33
TOTAL SPACES: 33			

1 A101 **GROUND STORY - FLOOR PLAN**
SCALE: 3/32" = 1'-0"

0' 8'-0" 16'-0" 32'-0" 48'-0"

NETTA ARCHITECTS
621 NW 53rd Street, Suite 270
Boca Raton, Florida 33487
(o) 561-295-4500
www.nettaarchitects.com
CERTIFICATE OF AUTHENTICATION M18000001650

STATE OF FLORIDA
NICHOLAS J. NETTA
AR98615
REGISTERED ARCHITECT

DATE OF SEAL: 11/19/2025

NICHOLAS J. NETTA, AIA, NCARB
FL REGISTRATION No. AR98615
FRANCISCO J. MELENDEZ, SR., AIA
FL REGISTRATION No. AR101881
HONG JIN, LEED, AIA
FL REGISTRATION No. AR102237

MULTIFAMILY RESIDENTIAL BUILDING

109 S.E. 5th AVENUE
DELRAY BEACH, 33483 FL

Nicholas J. Netta

SITE PLAN REVIEW SET

Submissions

Revisions

No:	DATE:	DESCRIPTION:
1	06-13-2024	TAC REVISION
2	07-03-2025	TAC REVISION 2
3	09-19-2025	TAC REVISION 3
4	10-28-2025	TAC REVISION 4

DATE:	11-01-2024
DESIGNER:	MA
MODELED:	CC
CHECKED:	MF
NETTA PROJECT #:	2221704_FL

Drawing title

GROUND STORY - FLOOR PLAN

Drawing no.

A101

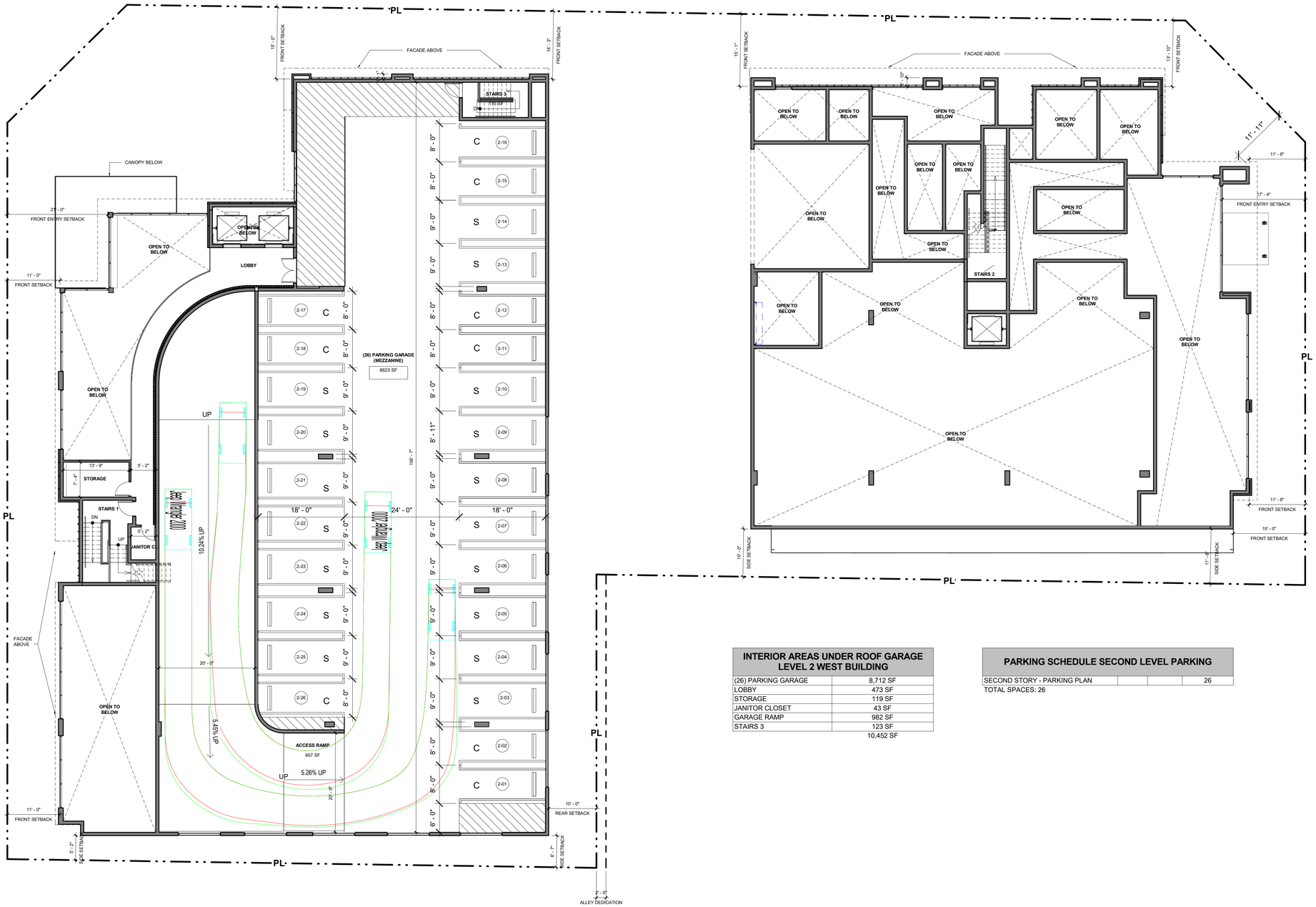

INTERIOR AREAS UNDER ROOF GARAGE LEVEL 2 WEST BUILDING	
(26) PARKING GARAGE	8,712 SF
LOBBY	473 SF
STORAGE	119 SF
JANITOR CLOSET	43 SF
GARAGE RAMP	982 SF
STAIRS 3	123 SF
	10,452 SF

PARKING SCHEDULE SECOND LEVEL PARKING		
SECOND STORY - PARKING PLAN		26
TOTAL SPACES: 26		

1 A102 **SECOND STORY - PARKING PLAN**
SCALE: 3/32" = 1'-0"

0' 8'-0" 16'-0" 32'-0" 48'-0"

N

NETTA ARCHITECTS
621 NW 53rd Street, Suite 270
Boca Raton, Florida 33487
(o) 561-295-4500
www.nettaarchitects.com
CERTIFICATE OF AUTHENTICATION M18000001650

STATE OF FLORIDA
NICHOLAS J. NETTA
AR98615
REGISTERED ARCHITECT

DATE OF SEAL: 11/19/2025

NICHOLAS J. NETTA, AIA, NCARB
FL REGISTRATION No. AR98615
FRANCISCO J. MELENDEZ, SR., AIA
FL REGISTRATION No. AR101881
HONG JIN, LEED, AIA
FL REGISTRATION No. AR102237

Nicholas J. Netta

MULTIFAMILY RESIDENTIAL BUILDING

109 S.E. 5th AVENUE
DELRAY BEACH, 33483 FL

SITE PLAN REVIEW SET

Submissions

Revisions

No:	DATE:	DESCRIPTION:
1	06-13-2024	TAC REVISION
2	07-03-2025	TAC REVISION 2
3	09-19-2025	TAC REVISION 3
4	10-28-2025	TAC REVISION 4

DATE:	11-01-2024
DESIGNER:	MA
MODELED:	CC
CHECKED:	MF
NETTA PROJECT #:	2221704_FL

Drawing title

SECOND STORY - PARKING PLAN

Drawing no.

A102

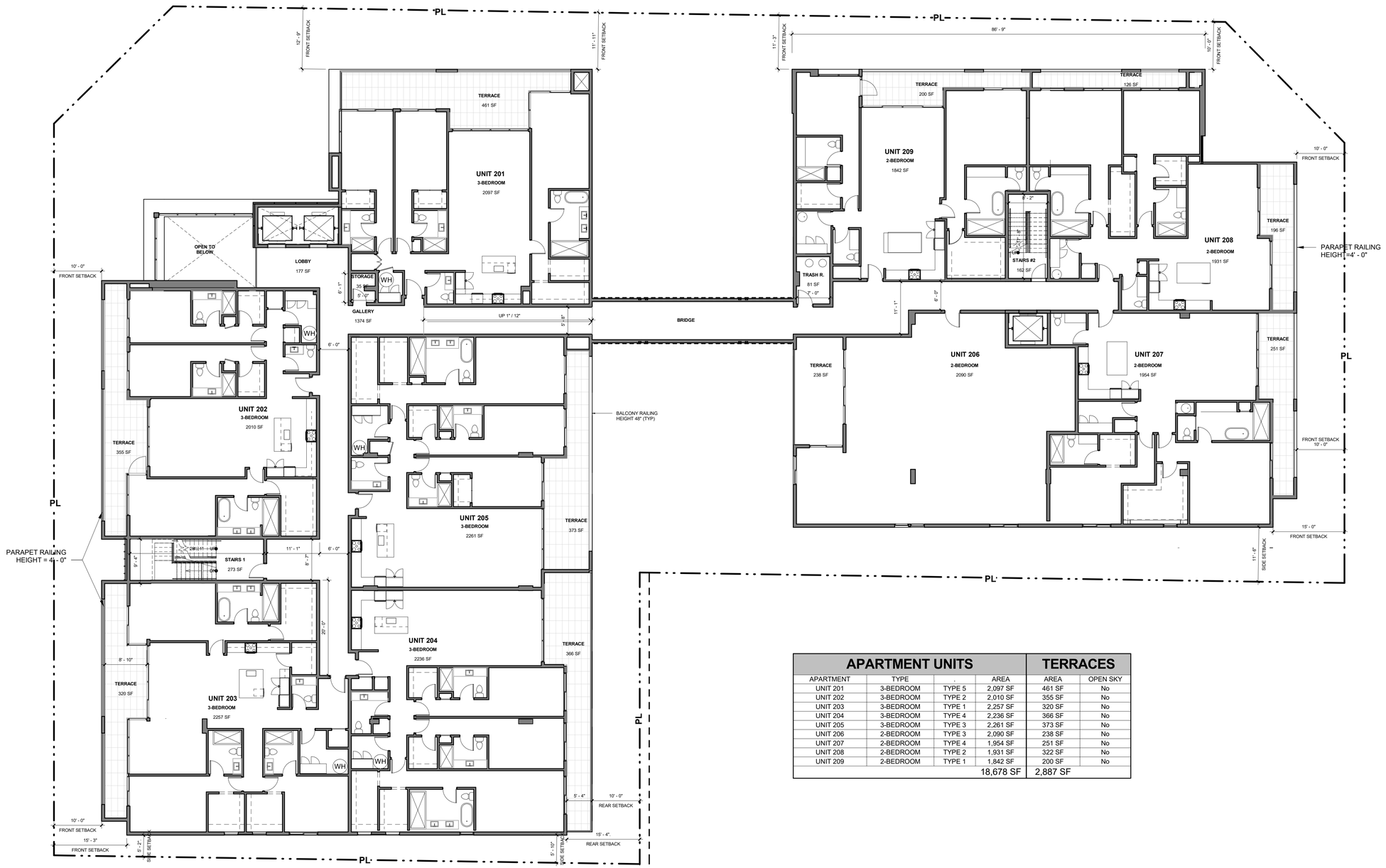

APARTMENT UNITS				TERRACES	
APARTMENT	TYPE	.	AREA	AREA	OPEN SKY
UNIT 201	3-BEDROOM	TYPE 5	2,097 SF	461 SF	No
UNIT 202	3-BEDROOM	TYPE 2	2,010 SF	355 SF	No
UNIT 203	3-BEDROOM	TYPE 1	2,257 SF	320 SF	No
UNIT 204	3-BEDROOM	TYPE 4	2,236 SF	366 SF	No
UNIT 205	3-BEDROOM	TYPE 3	2,261 SF	373 SF	No
UNIT 206	2-BEDROOM	TYPE 3	2,090 SF	238 SF	No
UNIT 207	2-BEDROOM	TYPE 4	1,954 SF	251 SF	No
UNIT 208	2-BEDROOM	TYPE 2	1,931 SF	322 SF	No
UNIT 209	2-BEDROOM	TYPE 1	1,842 SF	200 SF	No
			18,678 SF	2,887 SF	

1 / A103 **SECOND STORY**
SCALE: 3/32" = 1'-0"

0' 8'-0" 16'-0" 32'-0" 48'-0"

NETTA ARCHITECTS
621 NW 53rd Street, Suite 270
Boca Raton, Florida 33487
(o) 561-295-4500
www.nettaarchitects.com
CERTIFICATE OF AUTHENTICATION M18000001650

STATE OF FLORIDA
NICHOLAS J. NETTA
AR98615
REGISTERED ARCHITECT

DATE OF SEAL: 11/19/2025

NICHOLAS J. NETTA, AIA, NCARB
FL REGISTRATION No. AR98615
FRANCISCO J. MELENDEZ, SR., AIA
FL REGISTRATION No. AR101881
HONG JIN, LEED, AIA
FL REGISTRATION No. AR102237

Nicholas J. Netta

MULTIFAMILY RESIDENTIAL BUILDING

109 S.E. 5th AVENUE
DELRAY BEACH, 33483 FL

SITE PLAN REVIEW SET

Submissions

Revisions

No:	DATE:	DESCRIPTION:
1	06-13-2024	TAC REVISION
2	07-03-2025	TAC REVISION 2
3	09-19-2025	TAC REVISION 3
4	10-28-2025	TAC REVISION 4

DATE:	11-01-2024
DESIGNER:	MA
MODELED:	CC
CHECKED:	MF
NETTA PROJECT #:	2221704_FL

Drawing title

SECOND STORY - FLOOR PLAN

Drawing no.

A103

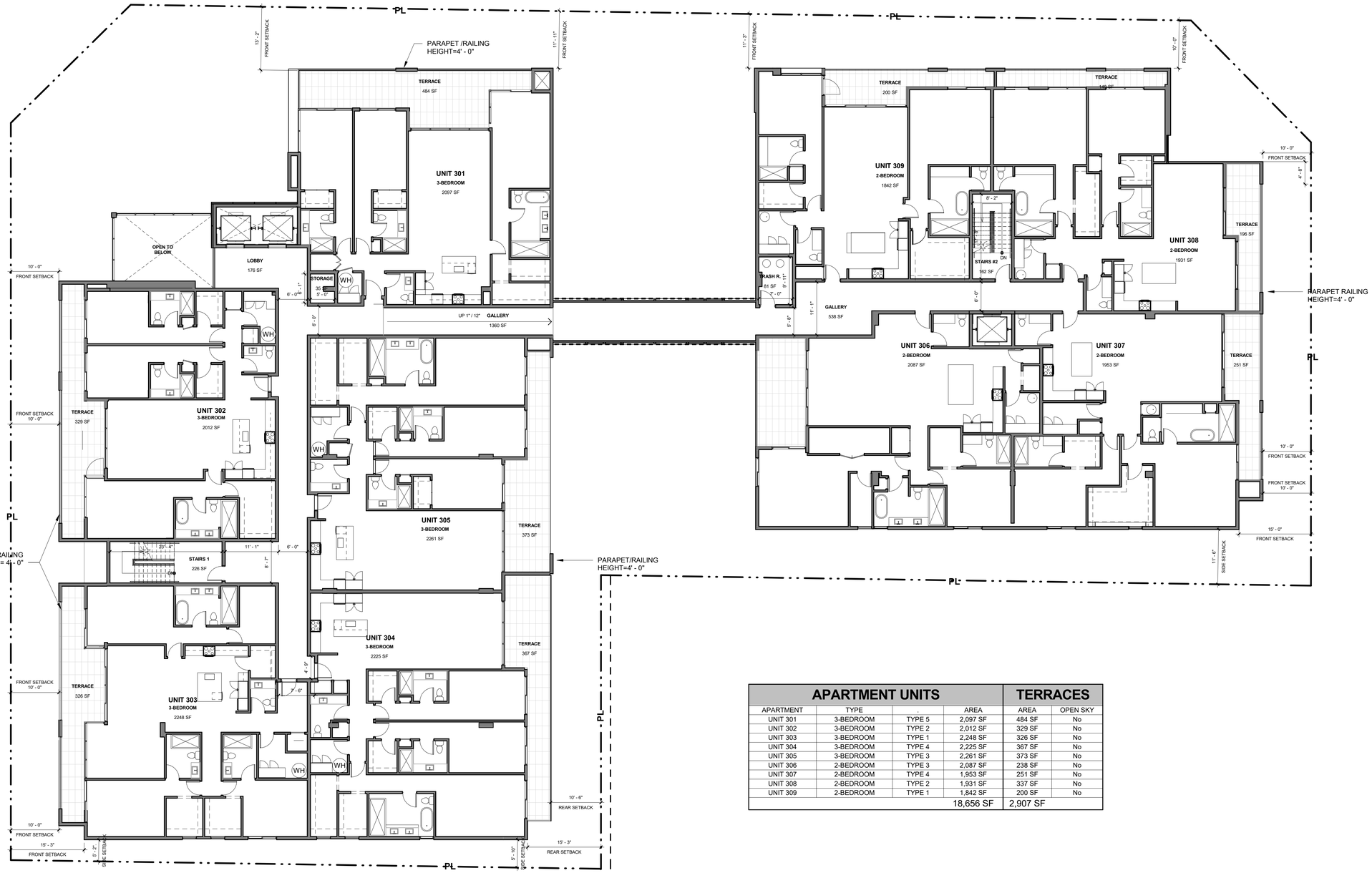

APARTMENT UNITS				TERRACES	
APARTMENT	TYPE		AREA	AREA	OPEN SKY
UNIT 301	3-BEDROOM	TYPE 5	2,097 SF	484 SF	No
UNIT 302	3-BEDROOM	TYPE 2	2,012 SF	329 SF	No
UNIT 303	3-BEDROOM	TYPE 1	2,248 SF	326 SF	No
UNIT 304	3-BEDROOM	TYPE 4	2,225 SF	367 SF	No
UNIT 305	3-BEDROOM	TYPE 3	2,261 SF	373 SF	No
UNIT 306	2-BEDROOM	TYPE 3	2,087 SF	238 SF	No
UNIT 307	2-BEDROOM	TYPE 4	1,953 SF	251 SF	No
UNIT 308	2-BEDROOM	TYPE 2	1,931 SF	337 SF	No
UNIT 309	2-BEDROOM	TYPE 1	1,842 SF	200 SF	No
			18,656 SF	2,907 SF	

1 A104 **THIRD STORY**
SCALE: 3/32" = 1'-0"

0' 8'-0" 16'-0" 32'-0" 48'-0"

N

NETTA ARCHITECTS
621 NW 53rd Street, Suite 270
Boca Raton, Florida 33487
(o) 561-295-4500
www.nettaarchitects.com
CERTIFICATE OF AUTHENTICATION M18000001650

STATE OF FLORIDA
NICHOLAS J. NETTA
AR98615
REGISTERED ARCHITECT

DATE OF SEAL: 11/19/2025

NICHOLAS J. NETTA, AIA, NCARB
FL REGISTRATION No. AR98615
FRANCISCO J. MELENDEZ, SR., AIA
FL REGISTRATION No. AR101881
HONG JIN, LEED, AIA
FL REGISTRATION No. AR102237

Nicholas J. Netta

MULTIFAMILY RESIDENTIAL BUILDING

109 S.E. 5th AVENUE
DELRAY BEACH, 33483 FL

SITE PLAN REVIEW SET

Submissions

Revisions

No:	DATE:	DESCRIPTION:
1	06-13-2024	TAC REVISION
2	07-03-2025	TAC REVISION 2
3	09-19-2025	TAC REVISION 3
4	10-28-2025	TAC REVISION 4

DATE:	11-01-2024
DESIGNER:	MA
MODELED:	CC
CHECKED:	MF
NETTA PROJECT #:	2221704_FL

Drawing title

THIRD STORY - FLOOR PLAN

Drawing no.

A104

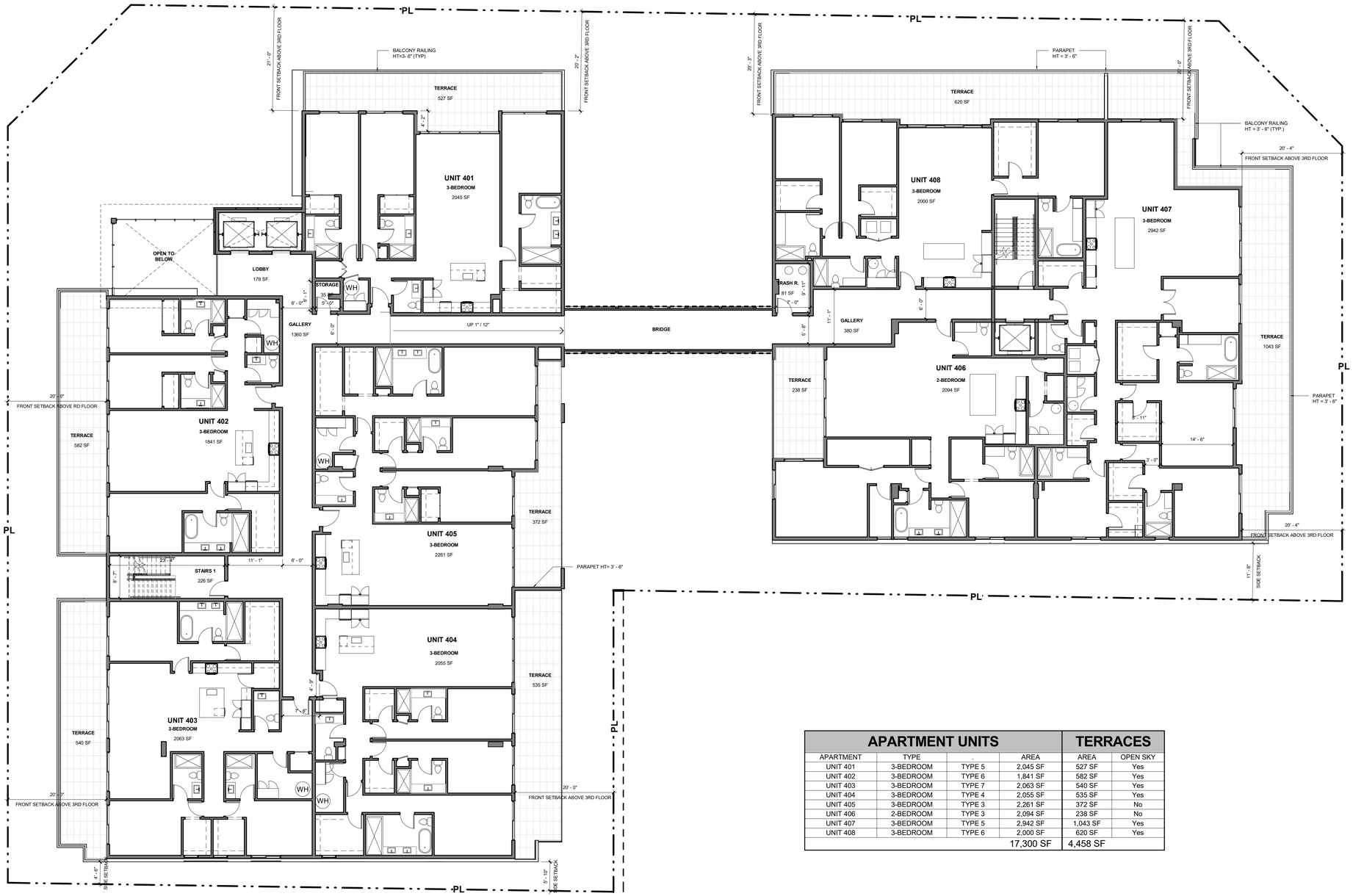

APARTMENT UNITS				TERRACES	
APARTMENT	TYPE	.	AREA	AREA	OPEN SKY
UNIT 401	3-BEDROOM	TYPE 5	2,045 SF	527 SF	Yes
UNIT 402	3-BEDROOM	TYPE 6	1,841 SF	582 SF	Yes
UNIT 403	3-BEDROOM	TYPE 7	2,063 SF	540 SF	Yes
UNIT 404	3-BEDROOM	TYPE 4	2,055 SF	535 SF	Yes
UNIT 405	3-BEDROOM	TYPE 3	2,261 SF	372 SF	No
UNIT 406	2-BEDROOM	TYPE 3	2,094 SF	238 SF	No
UNIT 407	3-BEDROOM	TYPE 5	2,942 SF	1,043 SF	Yes
UNIT 408	3-BEDROOM	TYPE 6	2,000 SF	620 SF	Yes
			17,300 SF	4,458 SF	

1 / A105 **FOURTH STORY**
SCALE: 3/32" = 1'-0"

0' 8'-0" 16'-0" 32'-0" 48'-0"

N

NETTA ARCHITECTS
621 NW 53rd Street, Suite 270
Boca Raton, Florida 33487
(o) 561-295-4500
www.nettaarchitects.com
CERTIFICATE OF AUTHENTICATION M18000001650

STATE OF FLORIDA · NICHOLAS J. NETTA · AR98615 · REGISTERED ARCHITECT

DATE OF SEAL: 11/19/2025

NICHOLAS J. NETTA, AIA, NCARB
FL REGISTRATION No. AR98615
FRANCISCO J. MELENDEZ, SR., AIA
FL REGISTRATION No. AR101881
HONG JIN, LEED, AIA
FL REGISTRATION No. AR102237

Nicholas J. Netta

MULTIFAMILY RESIDENTIAL BUILDING

109 S.E. 5th AVENUE
DELRAY BEACH, 33483 FL

SITE PLAN REVIEW SET

Submissions

Revisions

No:	DATE:	DESCRIPTION:
1	06-13-2024	TAC REVISION
2	07-03-2025	TAC REVISION 2
3	09-19-2025	TAC REVISION 3

DATE:	11-01-2024
DESIGNER:	MA
MODELED:	CC
CHECKED:	MF
NETTA PROJECT #:	2221704_FL

Drawing title

FOURTH STORY - FLOOR PLAN

Drawing no.

A105

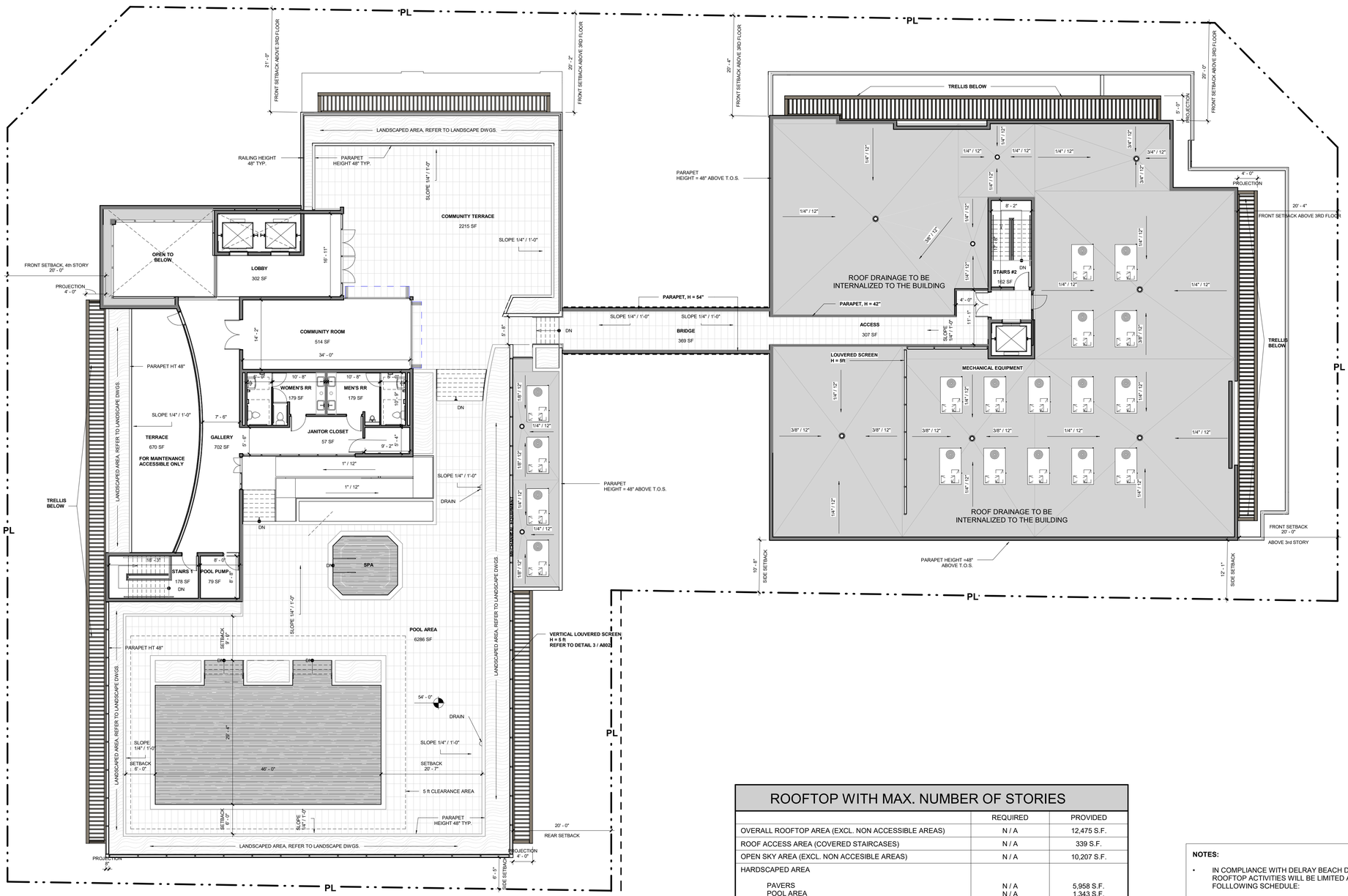

1 / A106 **ROOFTOP AMENITIES STORY**
SCALE: 3/32" = 1'-0"

ROOFTOP WITH MAX. NUMBER OF STORIES

	REQUIRED	PROVIDED
OVERALL ROOFTOP AREA (EXCL. NON ACCESSIBLE AREAS)	N / A	12,475 S.F.
ROOF ACCESS AREA (COVERED STAIRCASES)	N / A	339 S.F.
OPEN SKY AREA (EXCL. NON ACCESIBLE AREAS)	N / A	10,207 S.F.
HARDSCAPED AREA		
PAVERS	N / A	5,958 S.F.
POOL AREA	N / A	1,343 S.F.
POLISHED CONCRETE	N / A	1,001 S.F.
TOTAL		8,302 S.F.
LANDSCAPED AREA	MIN. 10%	1,905 S.F. **(15.27 %)**
COVERED STRUCTURES (W/O STAIRS AND ELEVATOR)	MAX. 25%	1,929 S.F. **(15.92 %)**

NOTES:

- IN COMPLIANCE WITH DELRAY BEACH DEVELOPMENT CODE, THE ROOFTOP ACTIVITIES WILL BE LIMITED ACCORDING TO THE FOLLLOWING SCHEDULE:

  SUNDAY THROUGH THURSDAY FROM 7am TO 10pm
  FRIDAY AND SATURDAY FROM 7am TO 11pm

- ALL ROOFED AREAS WILL USE A ENERGY STAR HIGH-REFLECTANCE AND HIGH EMISSIVITY ROOFING SYSTEM, BASED ON SINGLE-PLY TPO MEMBRANE
- THE POOL DECK FLOOR FINISH WILL CONSIST ON HIGH-ALBEDO CONCRETE PAVERS

0' 8'-0" 16'-0" 32'-0" 48'-0"

N

NETTA ARCHITECTS
621 NW 53rd Street, Suite 270
Boca Raton, Florida 33487
(o) 561-295-4500
www.nettaarchitects.com
CERTIFICATE OF AUTHENTICATION M18000001650

STATE OF FLORIDA
NICHOLAS J. NETTA
AR98615
REGISTERED ARCHITECT

DATE OF SEAL: 11/19/2025

NICHOLAS J. NETTA, AIA, NCARB
FL REGISTRATION No. AR98615
FRANCISCO J. MELENDEZ, SR., AIA
FL REGISTRATION No. AR101881
HONG JIN, LEED, AIA
FL REGISTRATION No. AR102237

Nicholas J. Netta

MULTIFAMILY RESIDENTIAL BUILDING

109 S.E. 5th AVENUE
DELRAY BEACH, 33483 FL

SITE PLAN REVIEW SET

Submissions

Revisions

No:	DATE:	DESCRIPTION:
1	06-13-2024	TAC REVISION
2	07-03-2025	TAC REVISION 2
3	09-19-2025	TAC REVISION 3

DATE:	11-01-2024
DESIGNER:	MA
MODELED:	CC
CHECKED:	MF
NETTA PROJECT #:	2221704_FL

Drawing title

FIFTH STORY (AMENITIES) - FLOOR PLAN

Drawing no.

A106

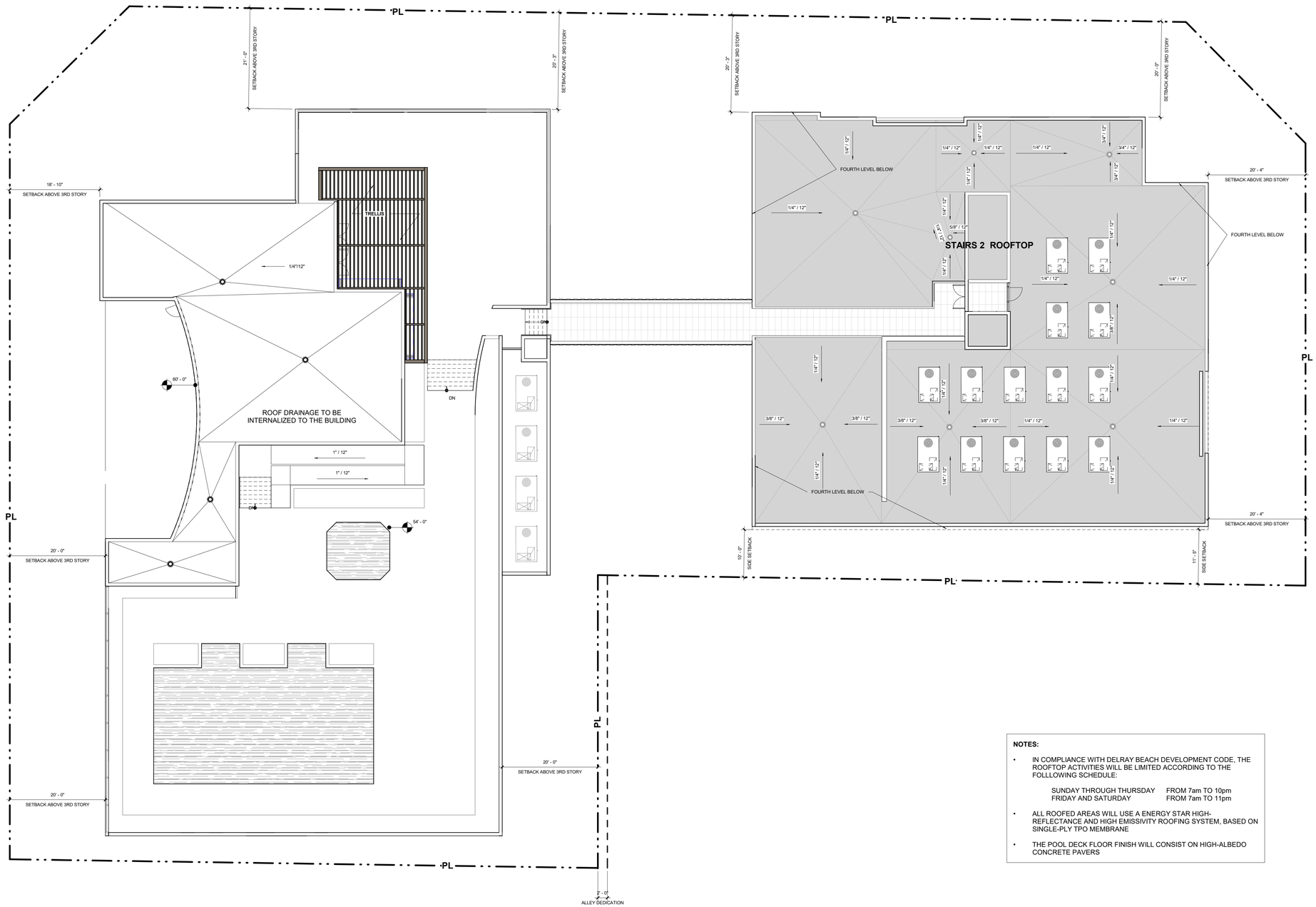

NOTES:

- IN COMPLIANCE WITH DELRAY BEACH DEVELOPMENT CODE, THE ROOFTOP ACTIVITIES WILL BE LIMITED ACCORDING TO THE FOLLLOWING SCHEDULE:

  SUNDAY THROUGH THURSDAY FROM 7am TO 10pm
  FRIDAY AND SATURDAY FROM 7am TO 11pm

- ALL ROOFED AREAS WILL USE A ENERGY STAR HIGH-REFLECTANCE AND HIGH EMISSIVITY ROOFING SYSTEM, BASED ON SINGLE-PLY TPO MEMBRANE
- THE POOL DECK FLOOR FINISH WILL CONSIST ON HIGH-ALBEDO CONCRETE PAVERS

1 / A107 **ROOFTOP**
SCALE: 3/32" = 1'-0"

0' 8'-0" 16'-0" 32'-0" 48'-0"

N

NETTA ARCHITECTS
621 NW 53rd Street, Suite 270
Boca Raton, Florida 33487
(o) 561-295-4500
www.nettaarchitects.com
CERTIFICATE OF AUTHENTICATION M18000001650

STATE OF FLORIDA
NICHOLAS J. NETTA
AR98615
REGISTERED ARCHITECT

DATE OF SEAL: 11/19/2025

NICHOLAS J. NETTA, AIA, NCARB
FL REGISTRATION No. AR98615
FRANCISCO J. MELENDEZ, SR., AIA
FL REGISTRATION No. AR101881
HONG JIN, LEED, AIA
FL REGISTRATION No. AR102237

Nicholas J. Netta

MULTIFAMILY RESIDENTIAL BUILDING

109 S.E. 5th AVENUE
DELRAY BEACH, 33483 FL

SITE PLAN REVIEW SET

Submissions

Revisions

No:	DATE:	DESCRIPTION:
1	06-13-2024	TAC REVISION
2	07-03-2025	TAC REVISION 2
3	09-19-2025	TAC REVISION 3

DATE:	11-01-2024
DESIGNER:	MA
MODELED:	CC
CHECKED:	MF
NETTA PROJECT #:	2221704_FL

Drawing title

ROOF PLAN

Drawing no.

A107

FINISH SAMPLES

01 **PAINT-1**
SMOOTH STUCCO - WHITE

PAINT-2
02 SMOOTH STUCCO
SHERWIN WILLIAMS
"ADAPTATIVE SHADE" SW7053

SM-01
03 WOOD CLADDING
PARKLEX PRODEMA
SESAME/ NATURCLAD-B

GW-01
04 GREEN WALL - LIGHT GREEN

GW-02
05 GREEN WALL - DARK

06 **ALUM-01**

EXTERIOR FINISH MATERIAL LEGEND

ELEVATION FINISH TAG	DESCRIPTION
1	WOOD CLADDING, PRODEMA PANEL
2	ALUMINUM RAILING
3	WOOD CLADDING, 9" VERTICAL SLATS, 9" SPACING
4	STUCCO, WHITE TEXTURED, PAINT-1
5	STUCCO, TEXTURED, PAINT-2
6	VERTICAL GARDEN, LIGHT GREEN, GW-01
8	ALUMINUM LOUVERED OPENING, POWDER COATED DARK GREY.
9	ALUMINUM TRELLIS, POWDER COATED DARK GREY.
10	MAIN ENTRY CANOPY
11	ALUMINUM FINISH, POWDER COATED GREY.
12	ALUMINUM LOUVERS SCREEN, POWDER COATED DARK GREY.
13	STEEL CHANNEL C 6 x 10.5, POWDER COATED WHITE, TO MATCH EXISTING STUCCO
14	STEEL TUBE FRAMING, POWDER COATED GREY FINISH.
15	GLASS ALUMINUM RAILING, POWDER COATED, DARK GREY
16	GLASS ALUMINUM STOREFRONT, POWDER COATED DARK GREY.GLAZING MINIMUM 80% VISIBLE LIGHT TRANSMITANCE (VLT), 14 % VISIBLE LIGHT REFLECTANCE INTERIOR AND EXTERIOR
17	GLASS ALUMINUM SLIDING DOORS, POWDER COATED DARK GREY.GLAZING MINIMUM 80% VISIBLE LIGHT TRANSMITANCE (VLT), 14 % VISIBLE LIGHT REFLECTANCE INTERIOR AND EXTERIOR
18	GLASS ALUMINUM WINDOWS, POWDER COATED DARK GREY. GLAZING MINIMUM 80% VISIBLE LIGHT TRANSMITANCE (VLT), 14 % VISIBLE LIGHT REFLECTANCE INTERIOR AND EXTERIOR
19	GLASS ALUMINUM MAIN ENTRY DOOR, POWDER COATED DARK GREY, GLAZING MINIMUM 80% VISIBLE LIGHT TRANSMITANCE (VLT), 14% VISIBLE LIGHT REFLECTANCE INTERIOR AND EXTERIOR
20	GARAGE OPENING
21	TRASH ROOM DOOR
22	HOLLOW METAL EXIT DOOR, COLOR TO MATCH WALL FINISH

MASONRY MODERN

DESIGN ELEMENTS LEGEND:

TRIPARTITE COMPOSITION - LOWER TIER:

A
- LARGE AREAS OF EXPANSIVE GLASS
- DEFINED ENTRANCES
- ARTICULATED BASE TO SOFTEN MASS
- CANOPY ACCENTS AT THE ENTRANCES

TRIPARTITE COMPOSITION - MIDDLE TIER:

B
- LARGE AREAS OF EXPANSIVE GLASS
- CARVED VOLUMES FROM SOLID MASS
- VARIED PLANES (POP-OUTS AND RECESSED)
- ALUMINUM EYEBROWS ABOVE OPENINGS
- LARGE AREAS OF EXPANSIVE GLASS.

TRIPARTITE COMPOSITION - UPPER TIER:

C
- PARAPET LOUVERED WALLS TO CONCEAL EQUIPMENT AND ROOFTOP AREAS.
- FLAT ROOFS AND ROOFTOP TERRACES
- LARGE AREAS OF EXPANSIVE GLASS

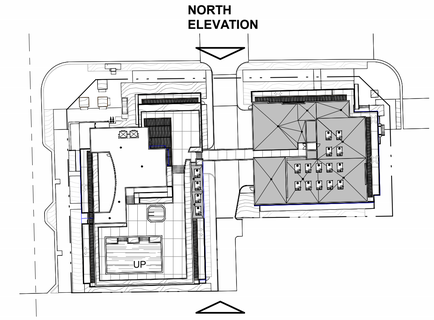

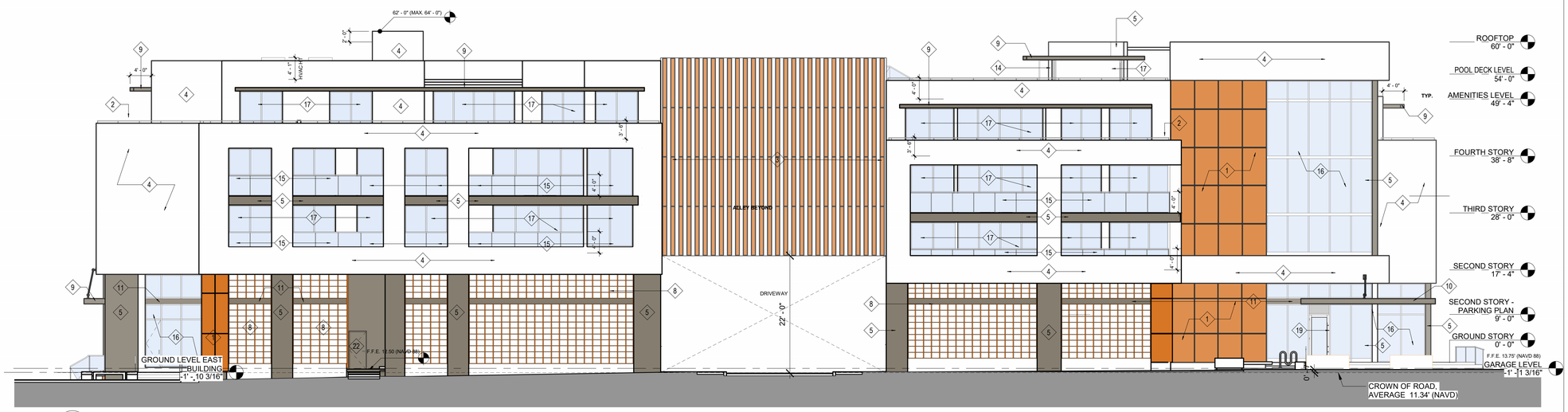

1 A201 **NORTH ELEVATION**
SCALE: 3/32" = 1'-0"

0' 8'-0" 16'-0" 32'-0" 48'-0"

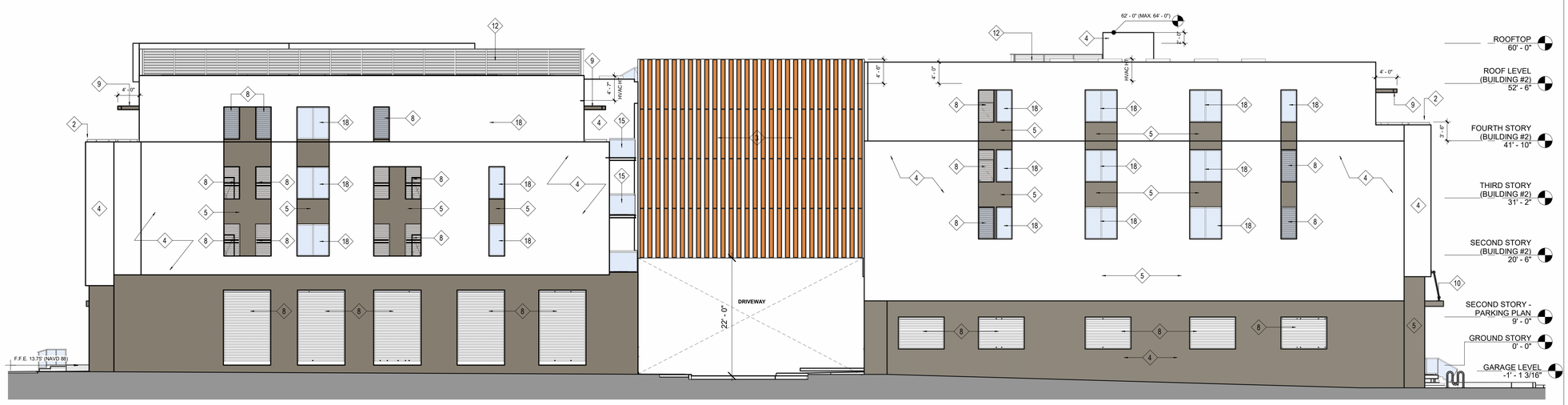

2 A201 **SOUTH ELEVATION**
SCALE: 3/32" = 1'-0"

0' 8'-0" 16'-0" 32'-0" 48'-0"

NETTA ARCHITECTS
621 NW 53rd Street, Suite 270
Boca Raton, Florida 33487
(o) 561-295-4500
www.nettaarchitects.com
CERTIFICATE OF AUTHENTICATION M18000001650

STATE OF FLORIDA · NICHOLAS J. NETTA · AR98615 · REGISTERED ARCHITECT

NICHOLAS J. NETTA, AIA, NCARB
FL REGISTRATION No. AR98615
FRANCISCO J. MELENDEZ, SR., AIA
FL REGISTRATION No. AR101881
HONG JIN, LEED, AIA
FL REGISTRATION No. AR102237

DATE OF SEAL: 11/19/2025

MULTIFAMILY RESIDENTIAL BUILDING

109 S.E. 5th AVENUE
DELRAY BEACH, 33483 FL

Nicholas J. Netta

SITE PLAN REVIEW SET

Submissions

Revisions

No:	DATE:	DESCRIPTION:
1	06-13-2024	TAC REVISION
2	07-03-2025	TAC REVISION 2
3	09-19-2025	TAC REVISION 3
4	10-28-2025	TAC REVISION 4

DATE:	11-01-2024
DESIGNER:	MA
MODELED:	CC
CHECKED:	MF
NETTA PROJECT #:	2221704_FL

Drawing title

ELEVATIONS

Drawing no.

A201

1 A201.1 **NORTH ELEVATION**
SCALE: 3/32" = 1'-0"

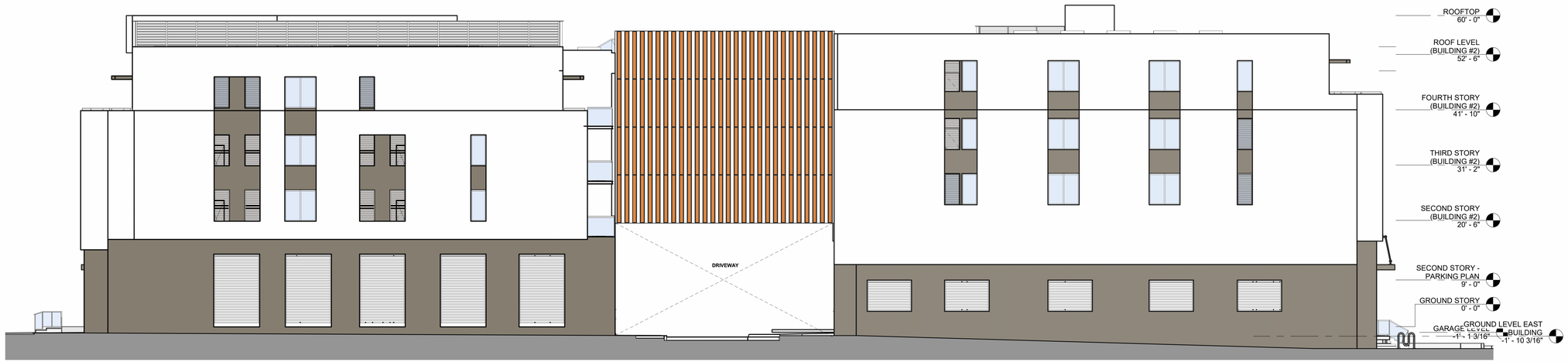

2 A201.1 **SOUTH ELEVATION**
SCALE: 3/32" = 1'-0"

NETTA ARCHITECTS
621 NW 53rd Street, Suite 270
Boca Raton, Florida 33487
(o) 561-295-4500
www.nettaarchitects.com
CERTIFICATE OF AUTHENTICATION M18000001650

STATE OF FLORIDA
NICHOLAS J. NETTA
AR98615
REGISTERED ARCHITECT

DATE OF SEAL: 11/19/2025

NICHOLAS J. NETTA, AIA, NCARB
FL REGISTRATION No. AR98615
FRANCISCO J. MELENDEZ, SR., AIA
FL REGISTRATION No. AR101881
HONG JIN, LEED, AIA
FL REGISTRATION No. AR102237

Nicholas J. Netta

MULTIFAMILY RESIDENTIAL BUILDING

109 S.E. 5th AVENUE
DELRAY BEACH, 33483 FL

SITE PLAN REVIEW SET

Submissions

Revisions

No:	DATE:	DESCRIPTION:
2	07-03-2025	TAC REVISION 2

DATE:	11-01-2024
DESIGNER:	MA
MODELED:	AB
CHECKED:	MF
NETTA PROJECT #:	2221704_FL

Drawing title

ELEVATIONS

Drawing no.

A201.1

FINISH SAMPLES

01 **PAINT-1**
SMOOTH STUCCO - WHITE

PAINT-2
02 SMOOTH STUCCO
SHERWIN WILLIAMS
"ADAPTATIVE SHADE" SW7053

SM-01
03 WOOD CLADDING
PARKLEX PRODEMA
SESAME/ NATURCLAD-B



GW-01
04 GREEN WALL - LIGHT GREEN

GW-02
05 GREEN WALL - DARK



06 **ALUM-01**

EXTERIOR FINISH MATERIAL LEGEND

ELEVATION FINISH TAG	DESCRIPTION
1	WOOD CLADDING, PRODEMA PANEL
2	ALUMINUM RAILING
3	WOOD CLADDING, 9" VERTICAL SLATS, 9" SPACING
4	STUCCO, WHITE TEXTURED, PAINT-1
5	STUCCO, TEXTURED, PAINT-2
6	VERTICAL GARDEN, LIGHT GREEN, GW-01
8	ALUMINUM LOUVERED OPENING, POWDER COATED DARK GREY.
9	ALUMINUM TRELLIS, POWDER COATED DARK GREY.
10	MAIN ENTRY CANOPY
11	ALUMINUM FINISH, POWDER COATED GREY.
12	ALUMINUM LOUVERS SCREEN, POWDER COATED DARK GREY.
13	STEEL CHANNEL C 6 x 10.5, POWDER COATED WHITE, TO MATCH EXISTING STUCCO
14	STEEL TUBE FRAMING, POWDER COATED GREY FINISH.
15	GLASS ALUMINUM RAILING, POWDER COATED, DARK GREY
16	GLASS ALUMINUM STOREFRONT, POWDER COATED DARK GREY.GLAZING MINIMUM 80% VISIBLE LIGHT TRANSMITANCE (VLT), 14 % VISIBLE LIGHT REFLECTANCE INTERIOR AND EXTERIOR
17	GLASS ALUMINUM SLIDING DOORS, POWDER COATED DARK GREY.GLAZING MINIMUM 80% VISIBLE LIGHT TRANSMITANCE (VLT), 14 % VISIBLE LIGHT REFLECTANCE INTERIOR AND EXTERIOR
18	GLASS ALUMINUM WINDOWS, POWDER COATED DARK GREY. GLAZING MINIMUM 80% VISIBLE LIGHT TRANSMITANCE (VLT), 14 % VISIBLE LIGHT REFLECTANCE INTERIOR AND EXTERIOR
19	GLASS ALUMINUM MAIN ENTRY DOOR, POWDER COATED DARK GREY, GLAZING MINIMUM 80% VISIBLE LIGHT TRANSMITANCE (VLT), 14% VISIBLE LIGHT REFLECTANCE INTERIOR AND EXTERIOR
20	GARAGE OPENING
21	TRASH ROOM DOOR
22	HOLLOW METAL EXIT DOOR, COLOR TO MATCH WALL FINISH

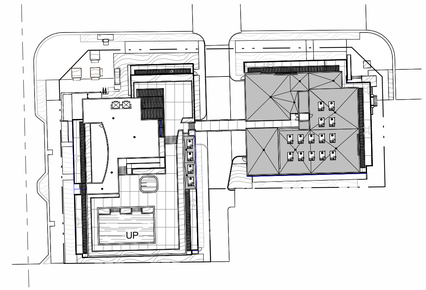

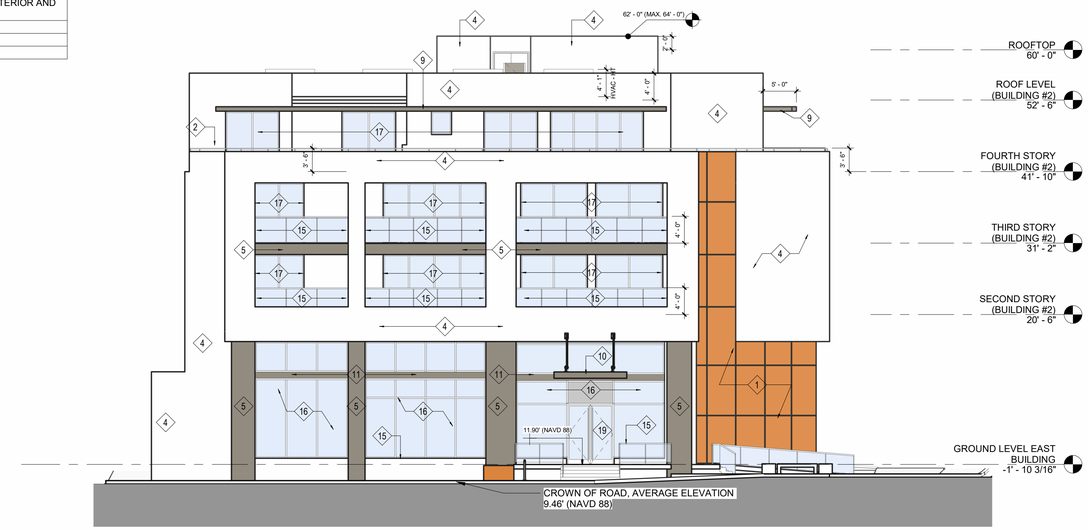

3 A202 **EAST ELEVATION**
SCALE: 3/32" = 1'-0"

0' 8'-0" 16'-0" 32'-0" 48'-0"

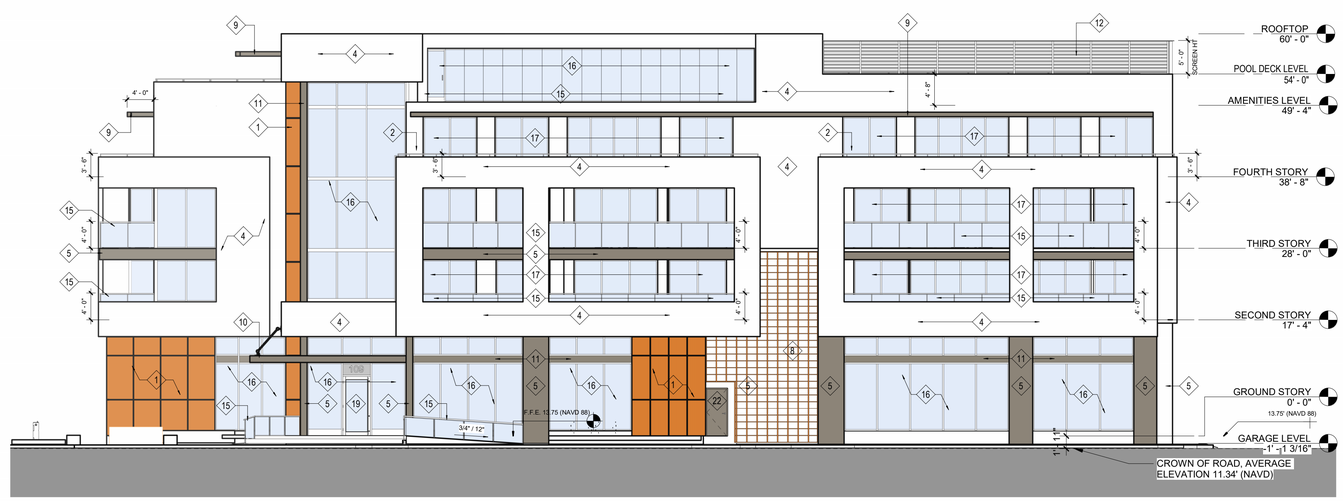

4 A202 **WEST ELEVATION**
SCALE: 3/32" = 1'-0"

0' 8'-0" 16'-0" 32'-0" 48'-0"

NETTA ARCHITECTS
621 NW 53rd Street, Suite 270
Boca Raton, Florida 33487
(o) 561-295-4500
www.nettaarchitects.com
CERTIFICATE OF AUTHENTICATION M18000001650

STATE OF FLORIDA
NICHOLAS J. NETTA
AR98615
REGISTERED ARCHITECT

DATE OF SEAL: 11/19/2025

NICHOLAS J. NETTA, AIA, NCARB
FL REGISTRATION No. AR98615
FRANCISCO J. MELENDEZ, SR., AIA
FL REGISTRATION No. AR101881
HONG JIN, LEED, AIA
FL REGISTRATION No. AR102237

Nicholas J. Netta

MULTIFAMILY RESIDENTIAL BUILDING

109 S.E. 5th AVENUE
DELRAY BEACH, 33483 FL

SITE PLAN REVIEW SET

Submissions

Revisions

No:	DATE:	DESCRIPTION:
1	06-13-2024	TAC REVISION
2	07-03-2025	TAC REVISION 2
3	09-19-2025	TAC REVISION 3
4	10-28-2025	TAC REVISION 4

DATE:	11-01-2024
DESIGNER:	MA
MODELED:	CC
CHECKED:	MF
NETTA PROJECT #:	2221704_FL

Drawing title

ELEVATIONS

Drawing no.

A202

1 A202.1 **EAST ELEVATION**
SCALE: 3/32" = 1'-0"

2 A202.1 **WEST ELEVATION**
SCALE: 3/32" = 1'-0"

NETTA ARCHITECTS
621 NW 53rd Street, Suite 270
Boca Raton, Florida 33487
(o) 561-295-4500
www.nettaarchitects.com
CERTIFICATE OF AUTHENTICATION M18000001650

STATE OF FLORIDA
NICHOLAS J. NETTA
AR98615
REGISTERED ARCHITECT

DATE OF SEAL: 11/19/2025

NICHOLAS J. NETTA, AIA, NCARB
FL REGISTRATION No. AR98615
FRANCISCO J. MELENDEZ, SR., AIA
FL REGISTRATION No. AR101881
HONG JIN, LEED, AIA
FL REGISTRATION No. AR102237

Nicholas J. Netta

MULTIFAMILY RESIDENTIAL BUILDING

109 S.E. 5th AVENUE
DELRAY BEACH, 33483 FL

SITE PLAN REVIEW SET

Submissions

Revisions

No:	DATE:	DESCRIPTION:
2	07-03-2025	TAC REVISION 2

DATE:	11-01-2024
DESIGNER:	MA
MODELED:	AB
CHECKED:	MF
NETTA PROJECT #:	2221704_FL

Drawing title

ELEVATIONS

Drawing no.

A202.1

FINISH SAMPLES

01 **PAINT-1**
SMOOTH STUCCO - WHITE

PAINT-2
02 SMOOTH STUCCO
SHERWIN WILLIAMS
"ADAPTATIVE SHADE" SW7053

SM-01
03 WOOD CLADDING
PARKLEX PRODEMA
SESAME/ NATURCLAD-B

GW-01
04 GREEN WALL - LIGHT GREEN

GW-02
05 GREEN WALL - DARK

06 **ALUM-01**

EXTERIOR FINISH MATERIAL LEGEND

ELEVATION FINISH TAG	DESCRIPTION
1	WOOD CLADDING, PRODEMA PANEL
2	ALUMINUM RAILING
3	WOOD CLADDING, 9" VERTICAL SLATS, 9" SPACING
4	STUCCO, WHITE TEXTURED. PAINT-1
5	STUCCO, TEXTURED, PAINT-2
6	VERTICAL GARDEN, LIGHT GREEN, GW-01
8	ALUMINUM LOUVERED OPENING, POWDER COATED DARK GREY.
9	ALUMINUM TRELLIS, POWDER COATED DARK GREY.
10	MAIN ENTRY CANOPY
11	ALUMINUM FINISH, POWDER COATED GREY.
12	ALUMINUM LOUVERS SCREEN, POWDER COATED DARK GREY.
13	STEEL CHANNEL C 6 x 10.5, POWDER COATED WHITE, TO MATCH EXISTING STUCCO
14	STEEL TUBE FRAMING, POWDER COATED GREY FINISH.
15	GLASS ALUMINUM RAILING, POWDER COATED, DARK GREY
16	GLASS ALUMINUM STOREFRONT, POWDER COATED DARK GREY.GLAZING MINIMUM 80% VISIBLE LIGHT TRANSMITANCE (VLT), 14 % VISIBLE LIGHT REFLECTANCE INTERIOR AND EXTERIOR
17	GLASS ALUMINUM SLIDING DOORS, POWDER COATED DARK GREY.GLAZING MINIMUM 80% VISIBLE LIGHT TRANSMITANCE (VLT), 14 % VISIBLE LIGHT REFLECTANCE INTERIOR AND EXTERIOR
18	GLASS ALUMINUM WINDOWS, POWDER COATED DARK GREY. GLAZING MINIMUM 80% VISIBLE LIGHT TRANSMITANCE (VLT), 14 % VISIBLE LIGHT REFLECTANCE INTERIOR AND EXTERIOR
19	GLASS ALUMINUM MAIN ENTRY DOOR, POWDER COATED DARK GREY, GLAZING MINIMUM 80% VISIBLE LIGHT TRANSMITANCE (VLT), 14% VISIBLE LIGHT REFLECTANCE INTERIOR AND EXTERIOR
20	GARAGE OPENING
21	TRASH ROOM DOOR
22	HOLLOW METAL EXIT DOOR, COLOR TO MATCH WALL FINISH

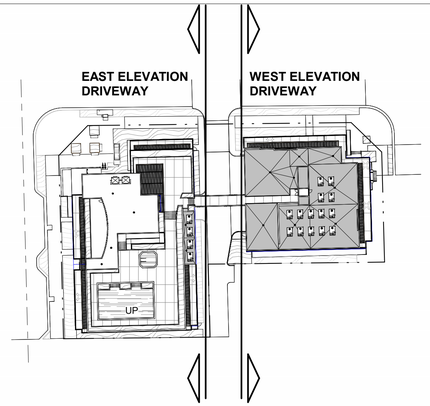

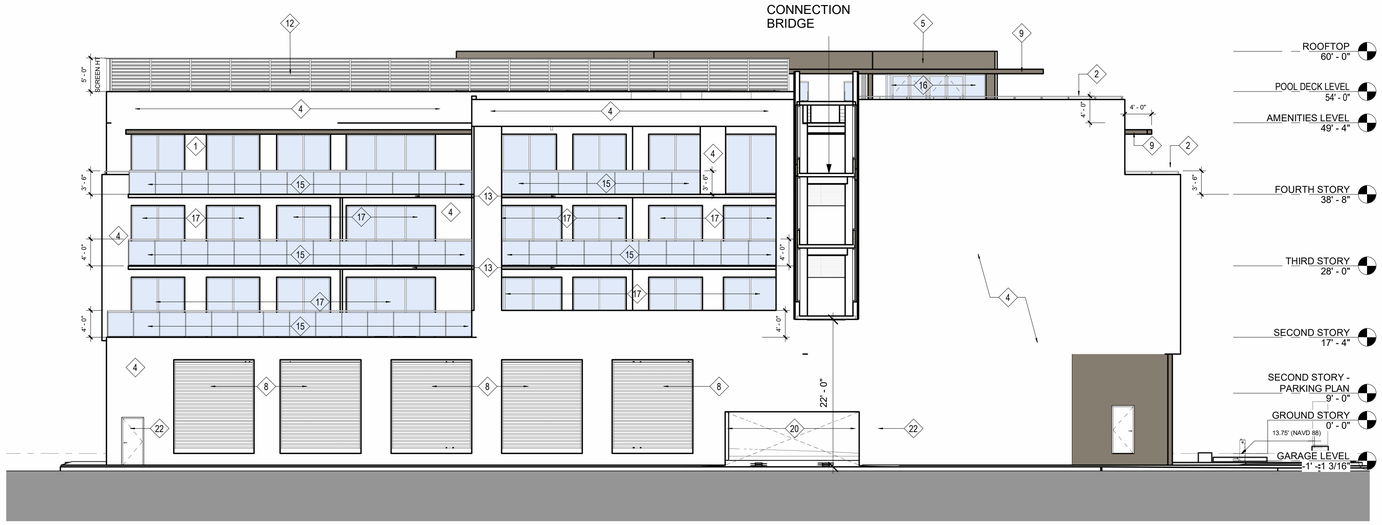

1 A203 **EAST ELEVATION (DRIVEWAY)**
SCALE: 3/32" = 1'-0"

0' 8'-0" 16'-0" 32'-0" 48'-0"

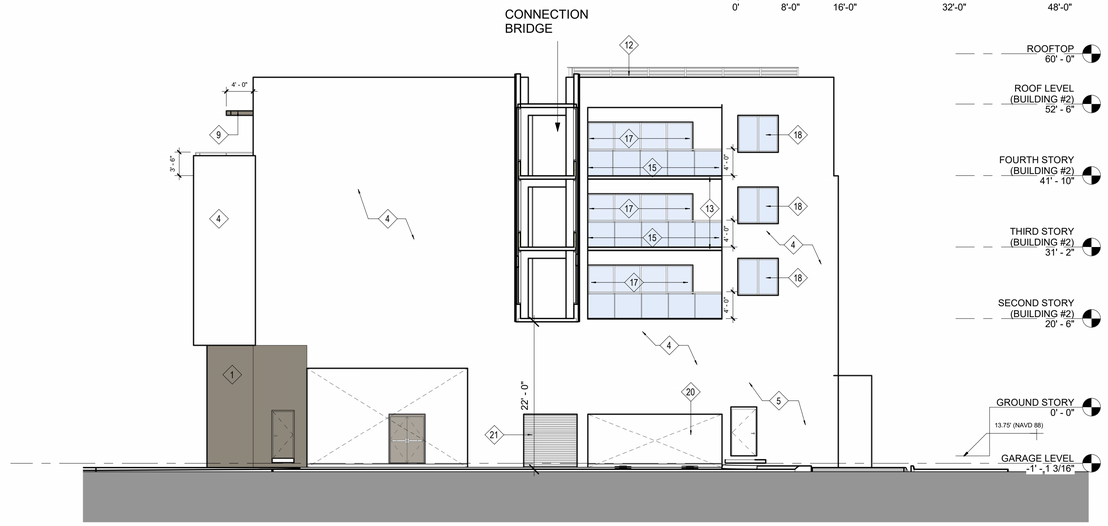

2 A203 **WEST ELEVATION (DRIVEWAY)**
SCALE: 3/32" = 1'-0"

0' 8'-0" 16'-0" 32'-0" 48'-0"

NETTA ARCHITECTS
621 NW 53rd Street, Suite 270
Boca Raton, Florida 33487
(o) 561-295-4500
www.nettaarchitects.com
CERTIFICATE OF AUTHENTICATION M18000001650

STATE OF FLORIDA
NICHOLAS J. NETTA
AR98615
REGISTERED ARCHITECT

DATE OF SEAL: 11/19/2025

NICHOLAS J. NETTA, AIA, NCARB
FL REGISTRATION No. AR98615
FRANCISCO J. MELENDEZ, SR., AIA
FL REGISTRATION No. AR101881
HONG JIN, LEED, AIA
FL REGISTRATION No. AR102237

MULTIFAMILY RESIDENTIAL BUILDING

109 S.E. 5th AVENUE
DELRAY BEACH, 33483 FL

Nicholas J. Netta

SITE PLAN REVIEW SET

Submissions

Revisions

No:	DATE:	DESCRIPTION:
1	06-13-2024	TAC REVISION
2	07-03-2025	TAC REVISION 2
4	10-28-2025	TAC REVISION 4

DATE:	11-01-2024
DESIGNER:	MA
MODELED:	CC
CHECKED:	MF
NETTA PROJECT #:	2221704_FL

Drawing title

ELEVATIONS

Drawing no.

A203

1 A203.1 **EAST ELEVATION (DRIVEWAY)**
SCALE: 3/32" = 1'-0"

2 A203.1 **WEST ELEVATION (DRIVEWAY)**
SCALE: 3/32" = 1'-0"

NETTA ARCHITECTS
621 NW 53rd Street, Suite 270
Boca Raton, Florida 33487
(o) 561-295-4500
www.nettaarchitects.com
CERTIFICATE OF AUTHENTICATION M18000001650

STATE OF FLORIDA
NICHOLAS J. NETTA
AR98615
REGISTERED ARCHITECT

DATE OF SEAL: 11/19/2025

NICHOLAS J. NETTA, AIA, NCARB
FL REGISTRATION No. AR98615
FRANCISCO J. MELENDEZ, SR., AIA
FL REGISTRATION No. AR101881
HONG JIN, LEED, AIA
FL REGISTRATION No. AR102237

Nicholas J. Netta

MULTIFAMILY RESIDENTIAL BUILDING

109 S.E. 5th AVENUE
DELRAY BEACH, 33483 FL

SITE PLAN REVIEW SET

Submissions

Revisions

No:	DATE:	DESCRIPTION:
2	07-03-2025	TAC REVISION 2

DATE:	11-01-2024
DESIGNER:	MA
MODELED:	AB
CHECKED:	MF
NETTA PROJECT #:	2221704_FL

Drawing title

ELEVATIONS

Drawing no.

A203.1

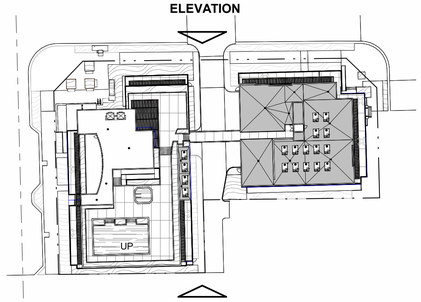

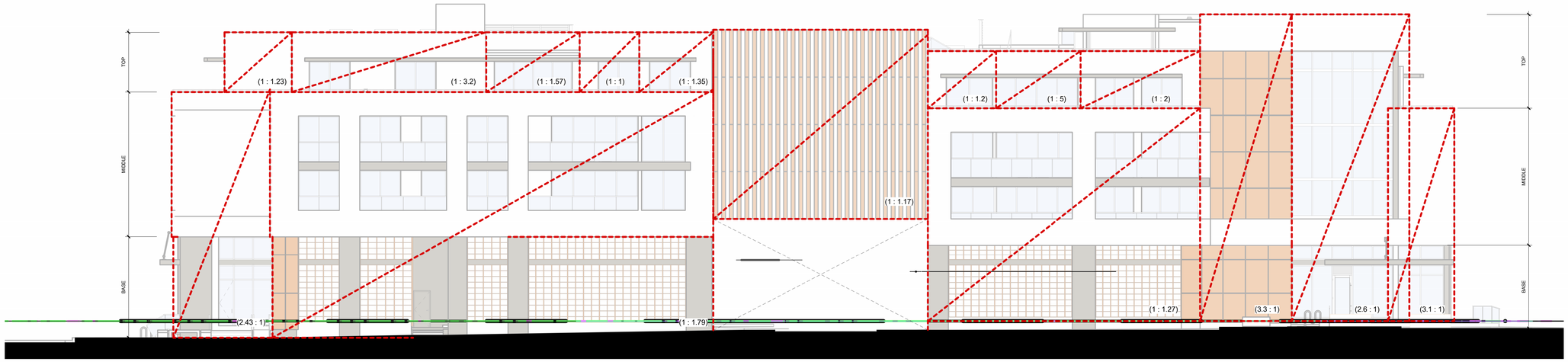

1 A301 **NORTH ELEVATION - DESIGN GUIDELINES**
SCALE: 3/32" = 1'-0"

0' 8'-0" 16'-0" 32'-0" 48'-0"

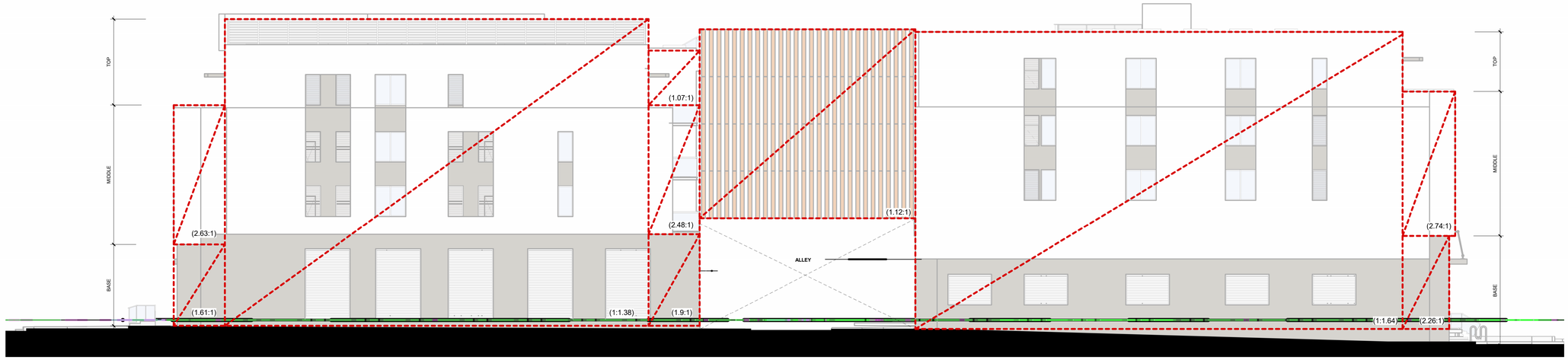

2 A301 **SOUTH ELEVATION - DESIGN GUIDELINES**
SCALE: 3/32" = 1'-0"

0' 8'-0" 16'-0" 32'-0" 48'-0"

NETTA ARCHITECTS
621 NW 53rd Street, Suite 270
Boca Raton, Florida 33487
(o) 561-295-4500
www.nettaarchitects.com
CERTIFICATE OF AUTHENTICATION M18000001650

STATE OF FLORIDA
NICHOLAS J. NETTA
AR98615
REGISTERED ARCHITECT

DATE OF SEAL: 11/19/2025

NICHOLAS J. NETTA, AIA, NCARB
FL REGISTRATION No. AR98615
FRANCISCO J. MELENDEZ, SR., AIA
FL REGISTRATION No. AR101881
HONG JIN, LEED, AIA
FL REGISTRATION No. AR102237

Nicholas J. Netta

MULTIFAMILY RESIDENTIAL BUILDING

109 S.E. 5th AVENUE
DELRAY BEACH, 33483 FL

SITE PLAN REVIEW SET

Submissions

Revisions

No:	DATE:	DESCRIPTION:
1	06-13-2024	TAC REVISION
2	07-03-2025	TAC REVISION 2
3	09-19-2025	TAC REVISION 3

DATE:	11-01-2024
DESIGNER:	MA
MODELED:	CC
CHECKED:	MF
NETTA PROJECT #:	2221704_FL

Drawing title

DESIGN GUIDELINES - FACADE PROPORTIONS

Drawing no.

A301

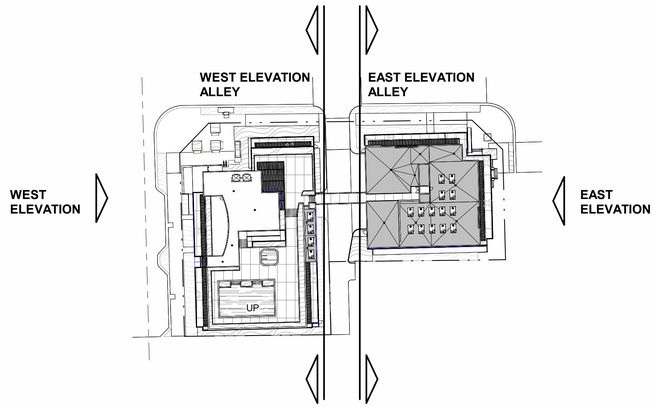

3 A302 **EAST ELEVATION DRIVEWAY - DESIGN GUIDELINES**
SCALE: 3/32" = 1'-0"

0' 8'-0" 16'-0" 32'-0" 48'-0"

4 A302 **WEST ELEVATION DRIVEWAY - DESIGN GUIDELINES**
SCALE: 3/32" = 1'-0"

0' 8'-0" 16'-0" 32'-0" 48'-0"

1 A302 **EAST ELEVATION - DESIGN GUIDELINES**
SCALE: 3/32" = 1'-0"

0' 8'-0" 16'-0" 32'-0" 48'-0"

2 A302 **WEST ELEVATION - DESIGN GUIDELINES**
SCALE: 3/32" = 1'-0"

0' 8'-0" 16'-0" 32'-0" 48'-0"

NETTA ARCHITECTS
621 NW 53rd Street, Suite 270
Boca Raton, Florida 33487
(o) 561-295-4500
www.nettaarchitects.com
CERTIFICATE OF AUTHENTICATION M18000001650

STATE OF FLORIDA
NICHOLAS J. NETTA
AR98615
REGISTERED ARCHITECT

DATE OF SEAL: 11/19/2025

NICHOLAS J. NETTA, AIA, NCARB
FL REGISTRATION No. AR98615
FRANCISCO J. MELENDEZ, SR., AIA
FL REGISTRATION No. AR101881
HONG JIN, LEED, AIA
FL REGISTRATION No. AR102237

Nicholas J. Netta

MULTIFAMILY RESIDENTIAL BUILDING

109 S.E. 5th AVENUE
DELRAY BEACH, 33483 FL

SITE PLAN REVIEW SET

Submissions

Revisions

No:	DATE:	DESCRIPTION:
1	06-13-2024	TAC REVISION
2	07-03-2025	TAC REVISION 2
3	09-19-2025	TAC REVISION 3

DATE:	11-01-2024
DESIGNER:	MA
MODELED:	CC
CHECKED:	MF
NETTA PROJECT #:	2221704_FL

Drawing title

DESIGN GUIDELINES - FACADE PROPORTIONS

Drawing no.

A302

OPENING CALCULATION - EAST BUILDING

	FACADE LENGTH	DISTANCE TO P.L.	DISTANCE TO OPP. BUILDING	AREA (INC. OPENINGS)	OPENINGS AREA	%
NORTH ELEVATION						
GROUND STORY	106.00 FT	12 FT	80 FT	1,798 S.F.	459 S.F.	25.52 %
SECOND STORY	127.00 FT	10 FT	78 FT	1,331 S.F.	569 S.F.	42.74 %
THIRD STORY	127.00 FT	10 FT	78 FT	1,331 S.F.	569 S.F.	42.74%
FOURTH STORY	117.00 FT	20 FT	88 FT	1,402 S.F.	427 S.F.	30.45 %
TOTAL				**5,862 S.F.**	**2,024 S.F.**	**34.52 %**

OPENING CALCULATION - WEST BUILDING

	FACADE LENGTH	DISTANCE TO P.L.	DISTANCE TO OPP. BUILDING	AREA (INC. OPENINGS)	OPENINGS AREA	%
NORTH ELEVATION						
GROUND STORY	102.00 FT	15 FT	80 FT	1,518 S.F.	427 S.F.	28.12 %
SECOND STORY	114.00 FT	13 FT	78 FT	1,130 S.F.	560 S.F.	49.55 %
THIRD STORY	114.00 FT	13 FT	78 FT	1,130 S.F.	560 S.F.	49.55 %
FOURTH STORY	114.00 FT	20 FT	88 FT	1,618 S.F.	724 S.F.	44.74 %
TOTAL				**5,396 S.F.**	**2,530 S.F.**	**42.09 %**

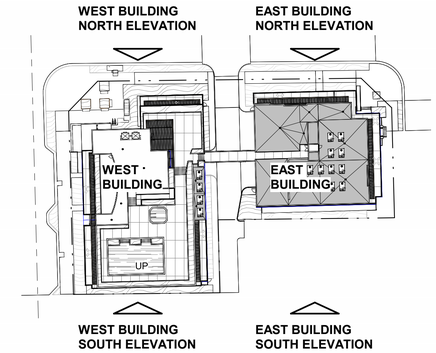

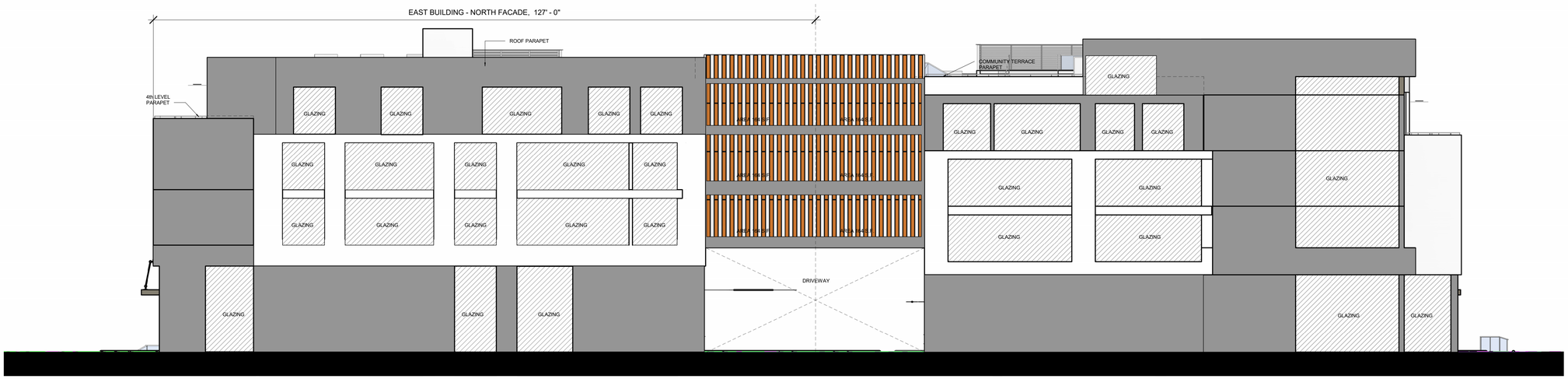

1 / A303 **NORTH ELEVATION - OPENING CALCULATION**
SCALE: 3/32" = 1'-0"

0' 8'-0" 16'-0" 32'-0" 48'-0"

NETTA ARCHITECTS
621 NW 53rd Street, Suite 270
Boca Raton, Florida 33487
(o) 561-295-4500
www.nettaarchitects.com
CERTIFICATE OF AUTHENTICATION M18000001650

STATE OF FLORIDA · NICHOLAS J. NETTA · AR98615 · REGISTERED ARCHITECT

DATE OF SEAL: 11/19/2025

NICHOLAS J. NETTA, AIA, NCARB
FL REGISTRATION No. AR98615
FRANCISCO J. MELENDEZ, SR., AIA
FL REGISTRATION No. AR101881
HONG JIN, LEED, AIA
FL REGISTRATION No. AR102237

MULTIFAMILY RESIDENTIAL BUILDING

109 S.E. 5th AVENUE
DELRAY BEACH, 33483 FL

Nicholas J. Netta

SITE PLAN REVIEW SET

Submissions

Revisions

No:	DATE:	DESCRIPTION:
1	06-13-2024	TAC REVISION
2	07-03-2025	TAC REVISION 2
3	09-19-2025	TAC REVISION 3

DATE:	11-01-2024
DESIGNER:	MA
MODELED:	CC
CHECKED:	MF
NETTA PROJECT #:	2221704_FL

Drawing title

EXTERIOR WALL OPENINGS

Drawing no.

A303

OPENING CALCULATION - WEST BUILDING

	FACADE LENGTH	DISTANCE TO P.L.	DISTANCE TO OPP. BUILDING	AREA (INC. OPENINGS)	OPENINGS AREA	%
WEST ELEVATION						
GROUND STORY	151.25 FT	12 FT	100 FT	2,411 S.F.	966 S.F.	40.06 %
SECOND STORY	151.25 FT	10 FT	98 FT	1,914 S.F.	860 S.F.	44.90 %
THIRD STORY	151.25 FT	10 FT	98 FT	1,777 S.F.	881 S.F.	49.58 %
FOURTH STORY	151.25 FT	20 FT	108 FT	2,305 S.F.	892 S.F.	38.69 %
TOTAL				**8,407 S.F.**	**3,599 S.F.**	**42.80 %**

OPENING CALCULATION - EAST BUILDING

	FACADE LENGTH	DISTANCE TO P.L.	DISTANCE TO OPP. BUILDING	AREA (INC. OPENINGS)	OPENINGS AREA	%
EAST ELEVATION						
GROUND STORY	91.50 FT	12 FT	78 FT	1,734 S.F.	946 S.F.	54.55 %
SECOND STORY	96.15 FT	10 FT	76 FT	1,191 S.F.	395 S.F.	33.16 %
THIRD STORY	96.15 FT	10 FT	76 FT	1,225 S.F.	394 S.F.	32.16 %
FOURTH STORY	86.15 FT	20 FT	86 FT	1,064 S.F.	351 S.F.	32.98 %
TOTAL				**5,214 S.F.**	**2,086 S.F.**	**40.00 %**

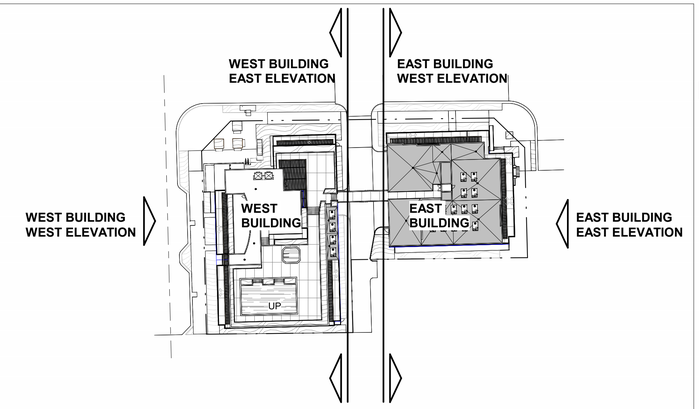

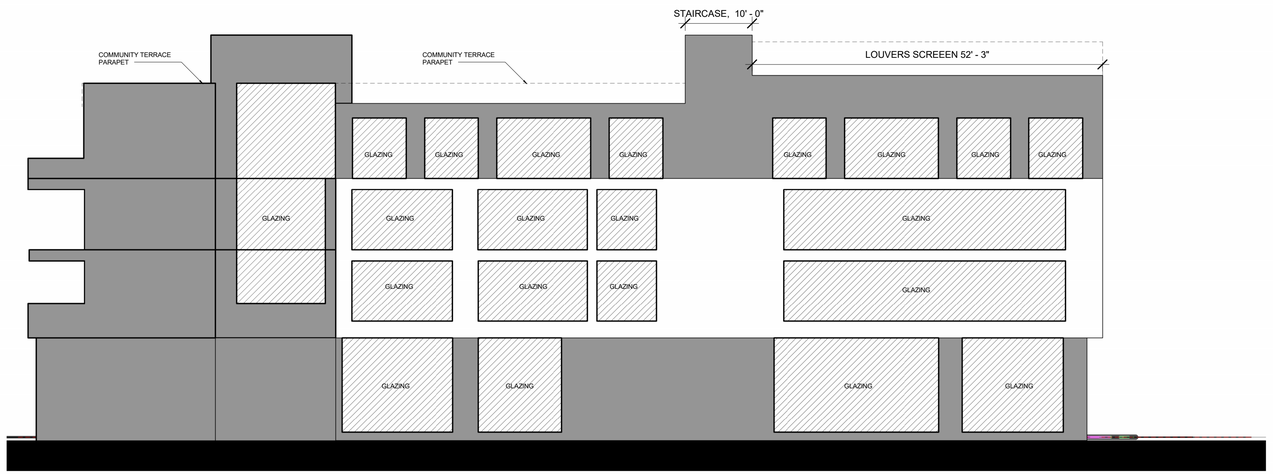

2 A304 **WEST BUILDING - WEST ELEVATION - OPENING CALCULATION**
SCALE: 3/32" = 1'-0"

0' 8'-0" 16'-0" 32'-0" 48'-0"

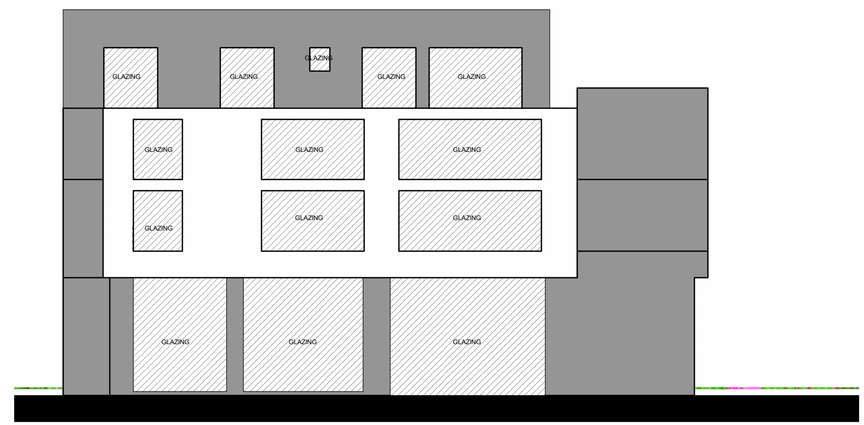

1 A304 **EAST BUILDING - EAST ELEVATION - OPENING CALCULATION**
SCALE: 3/32" = 1'-0"

0' 8'-0" 16'-0" 32'-0" 48'-0"

NETTA ARCHITECTS
621 NW 53rd Street, Suite 270
Boca Raton, Florida 33487
(o) 561-295-4500
www.nettaarchitects.com
CERTIFICATE OF AUTHENTICATION M18000001650

STATE OF FLORIDA
NICHOLAS J. NETTA
AR98615
REGISTERED ARCHITECT

DATE OF SEAL: 11/19/2025

NICHOLAS J. NETTA, AIA, NCARB
FL REGISTRATION No. AR98615
FRANCISCO J. MELENDEZ, SR., AIA
FL REGISTRATION No. AR101881
HONG JIN, LEED, AIA
FL REGISTRATION No. AR102237

MULTIFAMILY RESIDENTIAL BUILDING

109 S.E. 5th AVENUE
DELRAY BEACH, 33483 FL

Nicholas J. Netta

SITE PLAN REVIEW SET

Submissions

Revisions

No:	DATE:	DESCRIPTION:
1	06-13-2024	TAC REVISION
2	07-03-2025	TAC REVISION 2

DATE:	11-01-2024
DESIGNER:	MA
MODELED:	CC
CHECKED:	MF
NETTA PROJECT #:	2221704_FL

Drawing title

EXTERIOR WALL OPENINGS

Drawing no.

A304

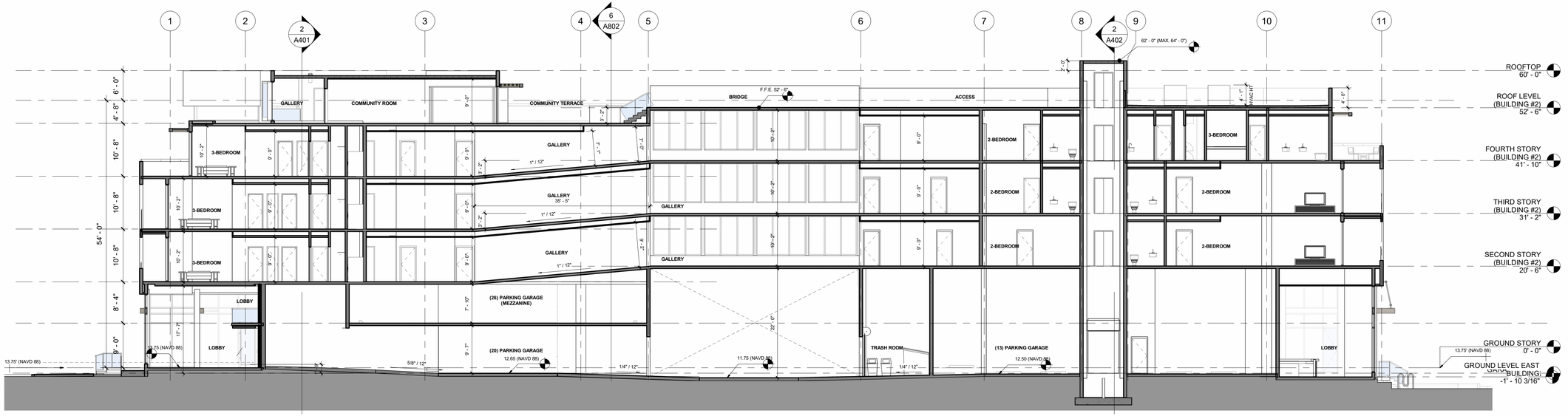

1 A401 **SECTION 1**
SCALE: 3/32" = 1'-0"



LOBBY AREA

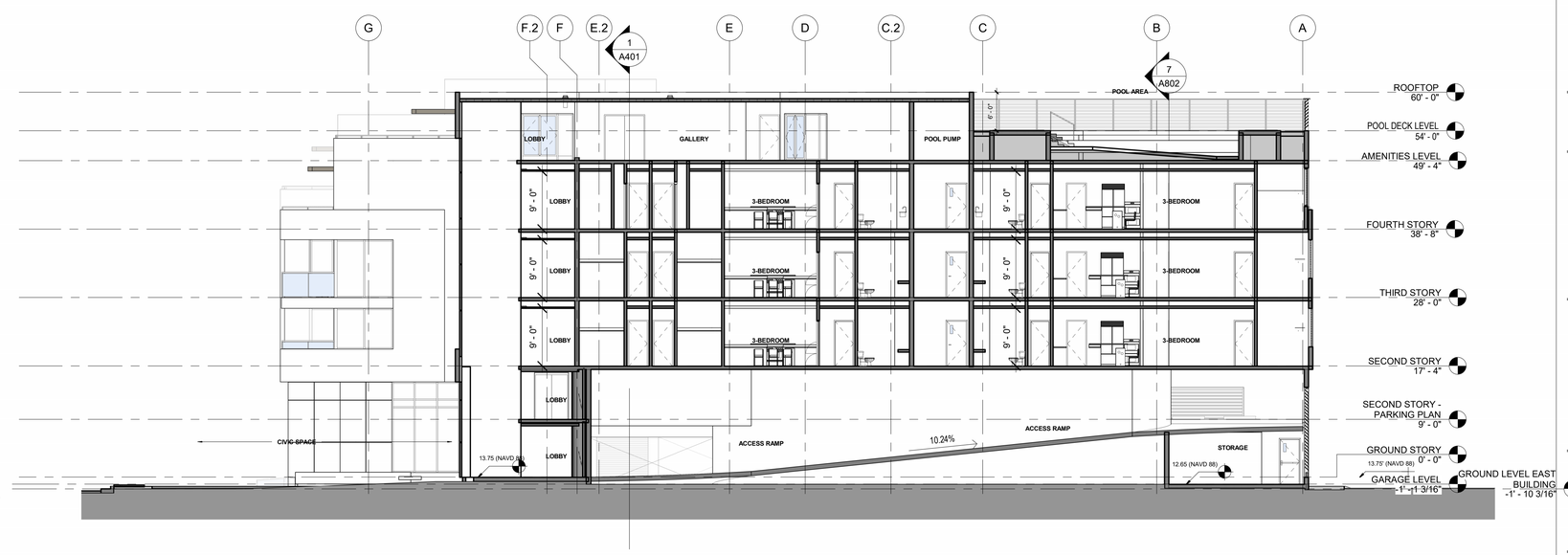

2 A401 **SECTION 2**
SCALE: 3/32" = 1'-0"

NETTA ARCHITECTS
621 NW 53rd Street, Suite 270
Boca Raton, Florida 33487
(o) 561-295-4500
www.nettaarchitects.com
CERTIFICATE OF AUTHENTICATION M18000001650

STATE OF FLORIDA
NICHOLAS J. NETTA
AR98615
REGISTERED ARCHITECT

DATE OF SEAL: 11/19/2025

NICHOLAS J. NETTA, AIA, NCARB
FL REGISTRATION No. AR98615
FRANCISCO J. MELENDEZ, SR., AIA
FL REGISTRATION No. AR101881
HONG JIN, LEED, AIA
FL REGISTRATION No. AR102237

Nicholas J. Netta

MULTIFAMILY RESIDENTIAL BUILDING

109 S.E. 5th AVENUE
DELRAY BEACH, 33483 FL

SITE PLAN REVIEW SET

Submissions

Revisions

No:	DATE:	DESCRIPTION:
1	06-13-2024	TAC REVISION
2	07-03-2025	TAC REVISION 2

DATE:	11-01-2024
DESIGNER:	MA
MODELED:	CC
CHECKED:	MF
NETTA PROJECT #:	2221704_FL

Drawing title

SECTIONS

Drawing no.

A401

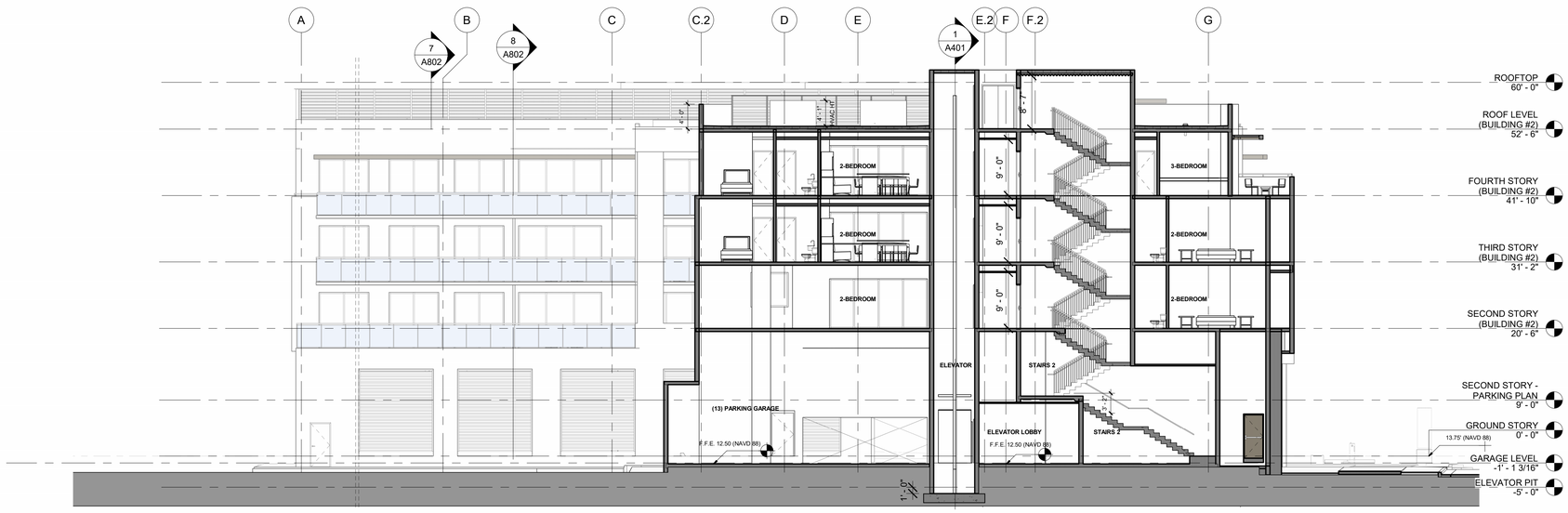

2 A402 **SECTION 3**
SCALE: 3/32" = 1'-0"

0' 8'-0" 16'-0" 32'-0" 48'-0"

NETTA ARCHITECTS
621 NW 53rd Street, Suite 270
Boca Raton, Florida 33487
(o) 561-295-4500
www.nettaarchitects.com
CERTIFICATE OF AUTHENTICATION M18000001650

STATE OF FLORIDA
NICHOLAS J. NETTA
AR98615
REGISTERED ARCHITECT

DATE OF SEAL: 11/19/2025

NICHOLAS J. NETTA, AIA, NCARB
FL REGISTRATION No. AR98615
FRANCISCO J. MELENDEZ, SR., AIA
FL REGISTRATION No. AR101881
HONG JIN, LEED, AIA
FL REGISTRATION No. AR102237

Nicholas J. Netta

Digitally signed by Nicholas J. Netta
DN: cn=Nicholas J. Netta, o=Netta Architects, ou=Nicholas J. Netta, email=nick@nettaarchitects.com, c=US
2025.09.19 08:50:00 -04'00'

MULTIFAMILY RESIDENTIAL BUILDING

109 S.E. 5th AVENUE
DELRAY BEACH, 33483 FL

SITE PLAN REVIEW SET

Submissions

Revisions

No:	DATE:	DESCRIPTION:
1	06-13-2024	TAC REVISION
2	07-03-2025	TAC REVISION 2
3	09-19-2025	TAC REVISION 3

DATE:	11-01-2024
DESIGNER:	MA
MODELED:	CC
CHECKED:	MF
NETTA PROJECT #:	2221704_FL

Drawing title

SECTIONS

Drawing no.

A402

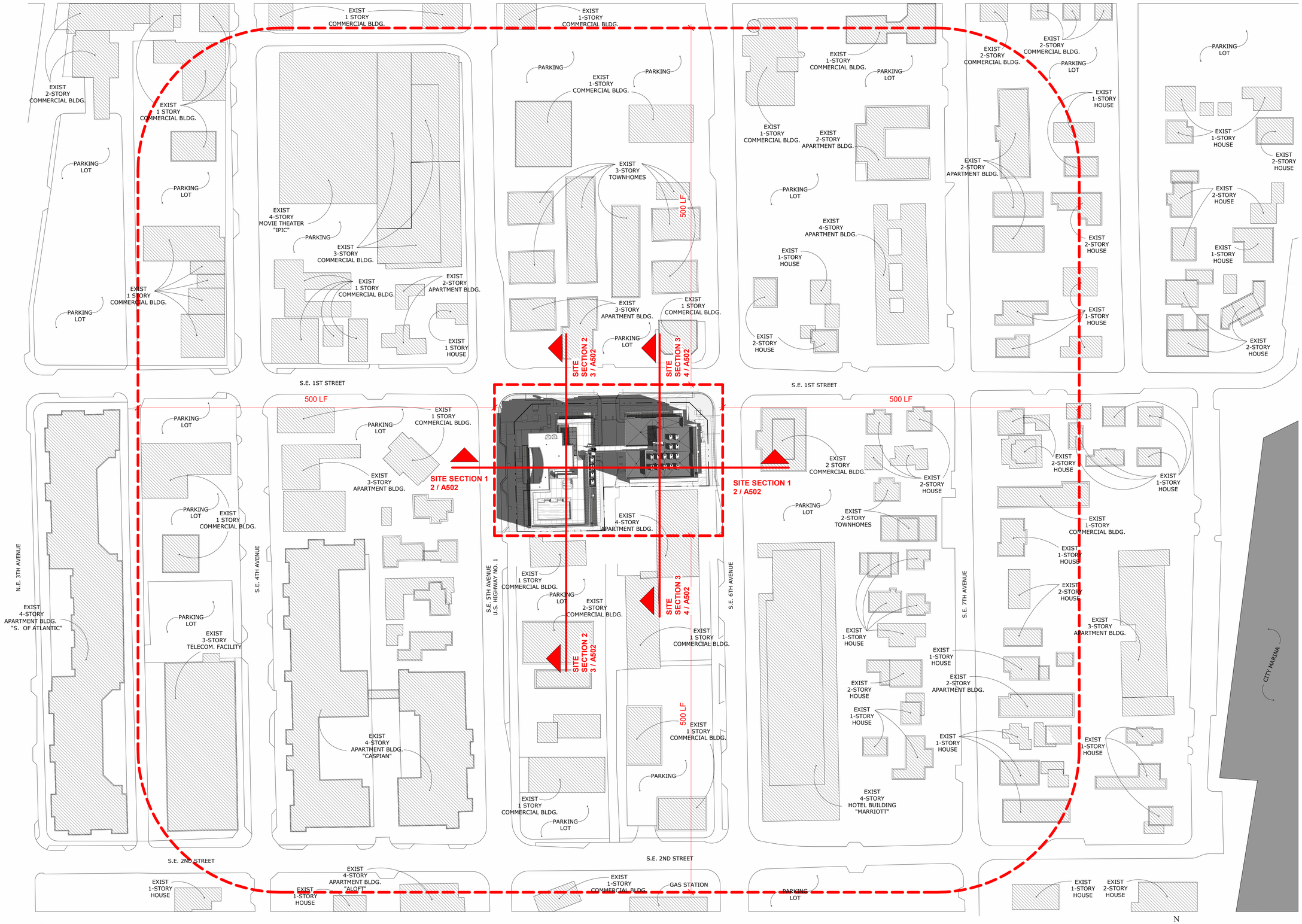

1 A501 **CONTEXT SITE DIAGRAM**
SCALE: 1" = 60'-0"

NETTA ARCHITECTS
621 NW 53rd Street, Suite 270
Boca Raton, Florida 33487
(o) 561-295-4500
www.nettaarchitects.com
CERTIFICATE OF AUTHENTICATION M18000001650

STATE OF FLORIDA
NICHOLAS J. NETTA
AR98615
REGISTERED ARCHITECT

DATE OF SEAL: 11/19/2025

NICHOLAS J. NETTA, AIA, NCARB
FL REGISTRATION No. AR98615
FRANCISCO J. MELENDEZ, SR., AIA
FL REGISTRATION No. AR101881
HONG JIN, LEED, AIA
FL REGISTRATION No. AR102237

Nicholas J. Netta

MULTIFAMILY RESIDENTIAL BUILDING

109 S.E. 5th AVENUE
DELRAY BEACH, 33483 FL

SITE PLAN REVIEW SET

Submissions

Revisions

No:	DATE:	DESCRIPTION:
2	07-03-2025	TAC REVISION 2

DATE:	11-01-2024
DESIGNER:	MA
MODELED:	CC
CHECKED:	MF
NETTA PROJECT #:	2221704_FL

Drawing title

CONTEXT SITE DIAGRAM - MASSING

Drawing no.

A501

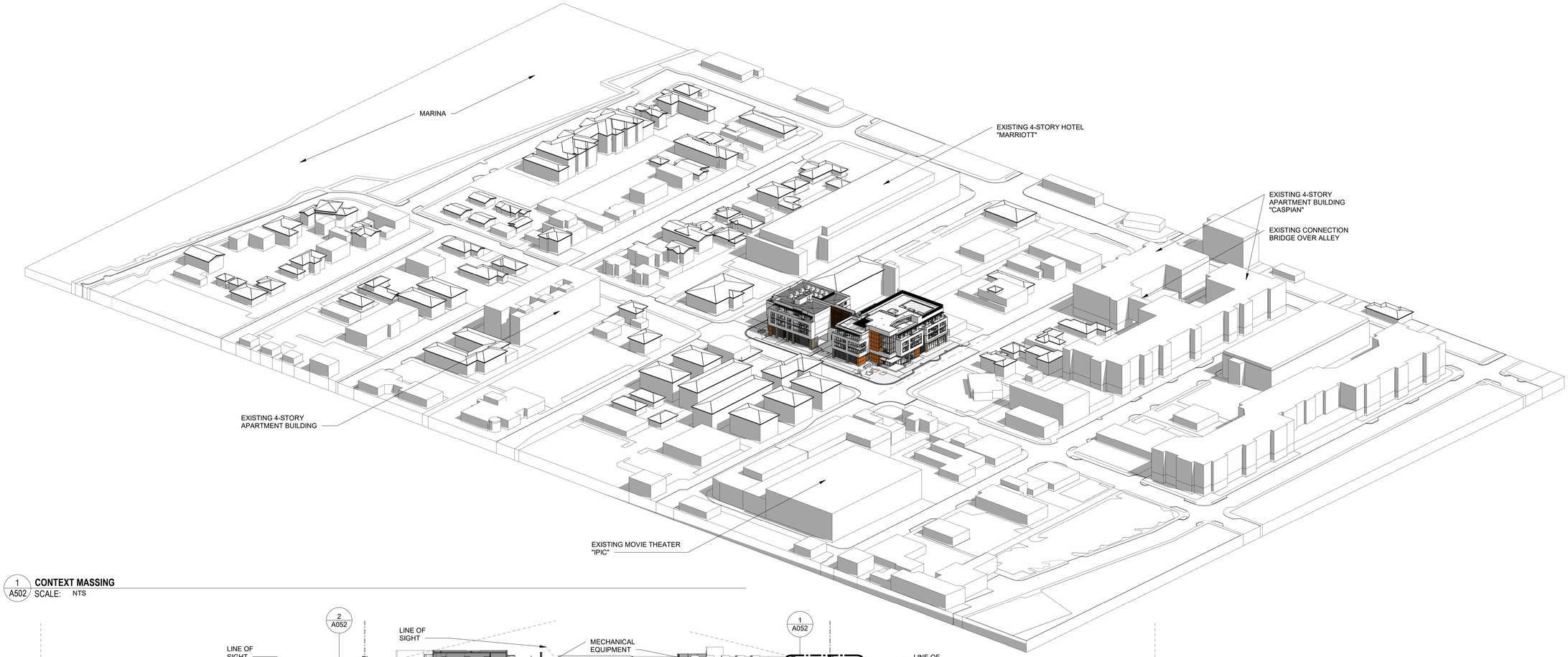

1 A502 **CONTEXT MASSING**
SCALE: NTS

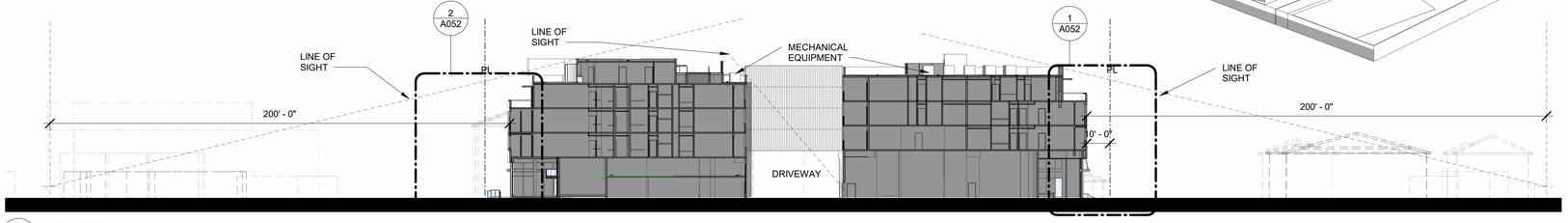

2 A502 **SITE SECTION 1**
SCALE: 1" = 30'-0"

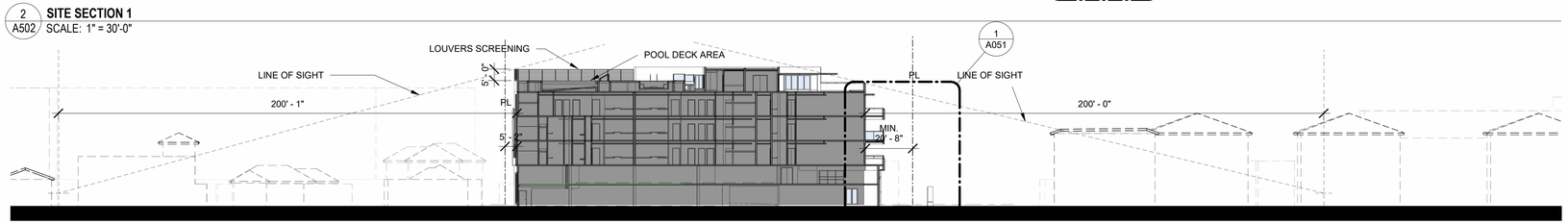

3 A502 **SITE SECTION 2**
SCALE: 1" = 30'-0"

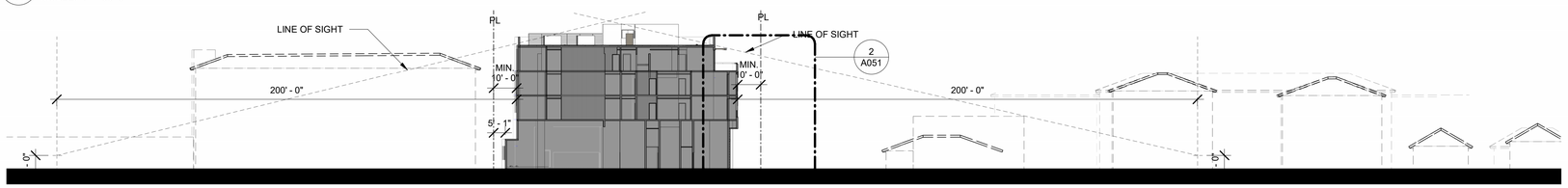

4 A502 **SITE SECTION 3**
SCALE: 1" = 30'-0"

NETTA ARCHITECTS
621 NW 53rd Street, Suite 270
Boca Raton, Florida 33487
(o) 561-295-4500
www.nettaarchitects.com
CERTIFICATE OF AUTHENTICATION M18000001650

STATE OF FLORIDA
NICHOLAS J. NETTA
AR98615
REGISTERED ARCHITECT

DATE OF SEAL: 11/19/2025

NICHOLAS J. NETTA, AIA, NCARB
FL REGISTRATION No. AR98615
FRANCISCO J. MELENDEZ, SR., AIA
FL REGISTRATION No. AR101881
HONG JIN, LEED, AIA
FL REGISTRATION No. AR102237

Nicholas J. Netta

MULTIFAMILY RESIDENTIAL BUILDING

109 S.E. 5th AVENUE
DELRAY BEACH, 33483 FL

SITE PLAN REVIEW SET

Submissions

Revisions

No:	DATE:	DESCRIPTION:
2	07-03-2025	TAC REVISION 2

DATE:	11-01-2024
DESIGNER:	MA
MODELED:	CC
CHECKED:	MF
NETTA PROJECT #:	2221704_FL

Drawing title

CONTEXT SITE DIAGRAM - LINE OF SIGHT

Drawing no.

A502

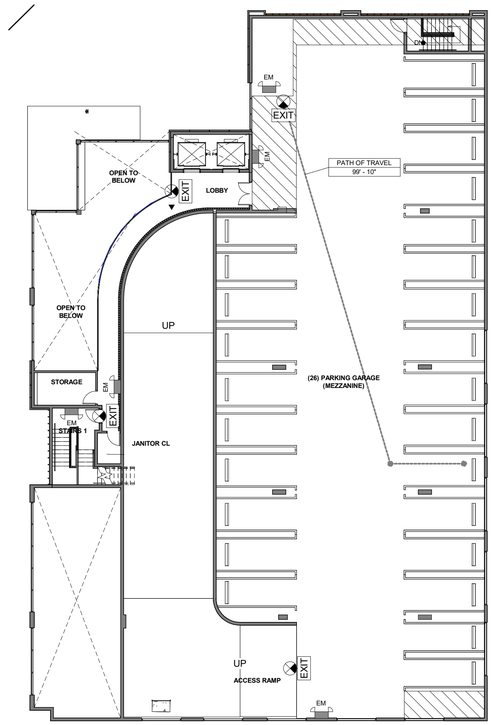

2 A601 **SECOND LEVEL PARKING - LIFE SAFETY PLAN**
SCALE: 1/16" = 1'-0"

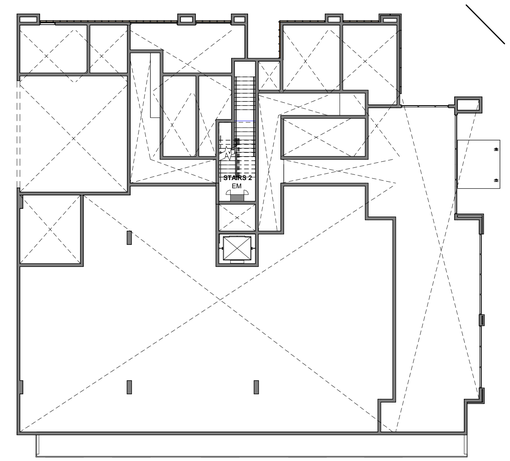

LIFE SAFETY LEGEND

EXIT SIGN

EMERGENCY LIGHTING, "FROG EYES"

PATH OF TRAVEL

NOTES:

ALL APARTMENT AND EXIT DOORS WILL BE 90-MINUTE FIRE RATED

THE STAIR WALLS AND THE APARMENT DEMISING WALLS WILL BE 1-HOUR FIRE RATED.

OCCUPANCY CALCULATION - SECOND LEVEL...

NAME	AREA	FUNCTION	LOAD FACTOR	OCC
(26) PARKING GARAGE (MEZZANINE)	8,623 SF	N / A	0	0
ACCESS RAMP	957 SF	CIRCULATION		0
JANITOR CL	43 SF	N / A		0
LOBBY	427 SF	CIRCULATION		0
STAIRS 1	186 SF	CIRCULATION		0
STAIRS 2	89 SF	CIRCULATION		0
STORAGE	112 SF	N / A		0
				0

SOUTHEAST 5TH AVENUE

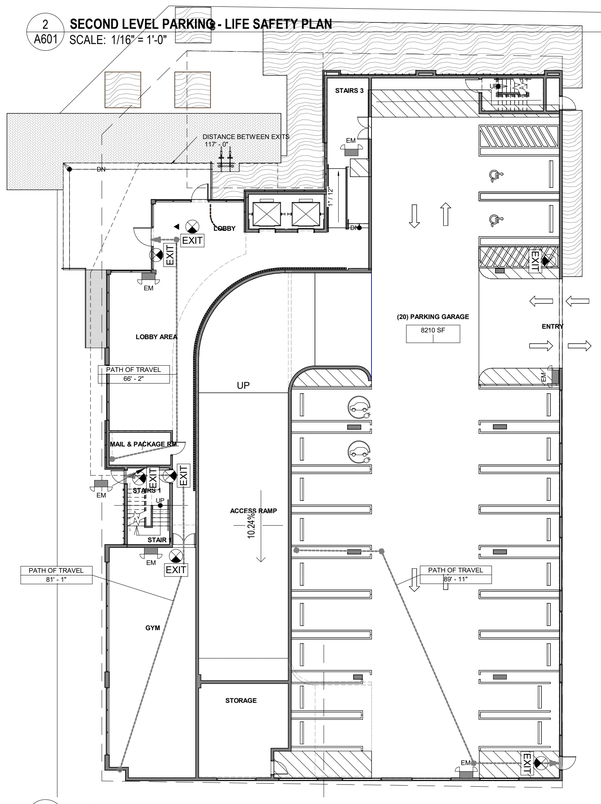

1 A601 **GROUND STORY - FLOOR PLAN**
SCALE: 1/16" = 1'-0"

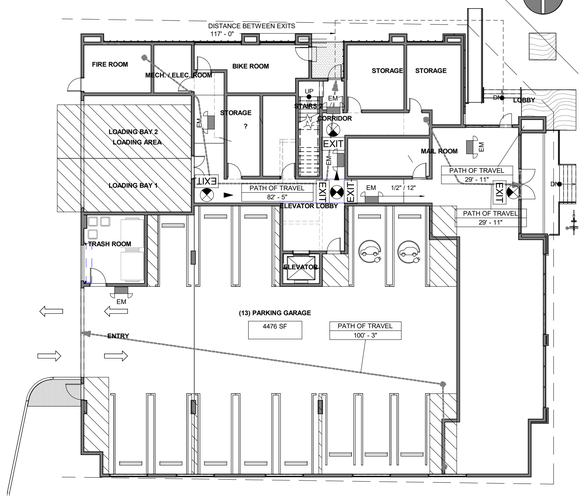

OCCUPANCY CALCULATION - GROUND STORY

NAME	AREA	FUNCTION	LOAD FACTOR	OCC
BIKE ROOM	251 SF	STORAGE	500	1
GYM	1,034 SF	EXERCISE ROOMS	50	21
LOBBY	1,479 SF	STANDING SPACE	15	99
LOBBY	2,009 SF	STANDING SPACE	15	134
MAIL & PACKAGE RM.	112 SF	STORAGE	500	1
MAIL ROOM	173 SF	STORAGE	500	1
STORAGE	149 SF	STORAGE	500	1
STORAGE	203 SF	STORAGE	500	1
STORAGE	217 SF	STORAGE	500	1
STORAGE	149 SF	STORAGE	500	1
STORAGE	423 SF	STORAGE	500	1
				262

NETTA ARCHITECTS
621 NW 53rd Street, Suite 270
Boca Raton, Florida 33487
(o) 561-295-4500
www.nettaarchitects.com
CERTIFICATE OF AUTHENTICATION M18000001650

STATE OF FLORIDA
NICHOLAS J. NETTA
AR98615
REGISTERED ARCHITECT

DATE OF SEAL: 11/19/2025

NICHOLAS J. NETTA, AIA, NCARB
FL REGISTRATION No. AR98615
FRANCISCO J. MELENDEZ, SR., AIA
FL REGISTRATION No. AR101881
HONG JIN, LEED, AIA
FL REGISTRATION No. AR102237

Nicholas J. Netta

MULTIFAMILY RESIDENTIAL BUILDING

109 S.E. 5th AVENUE
DELRAY BEACH, 33483 FL

SITE PLAN REVIEW SET

Submissions

Revisions

No:	DATE:	DESCRIPTION:
1	06-13-2024	TAC REVISION
2	07-03-2025	TAC REVISION 2

DATE:	11-01-2024
DESIGNER:	MA
MODELED:	CC
CHECKED:	MF
NETTA PROJECT #:	2221704_FL

Drawing title

GROUND STORY AND SECOND FL. PARKING - LIFE SAFETY PLAN

Drawing no.

A601

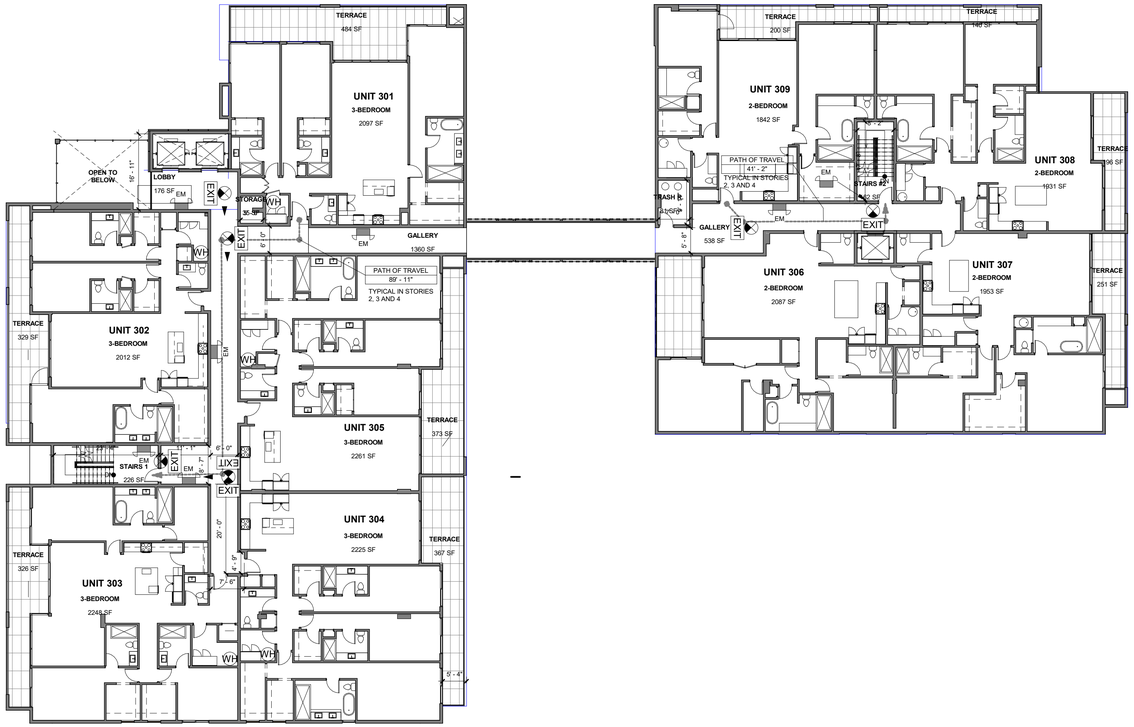

2 A602 **THIRD STORY - LIFE SAFETY PLAN**
SCALE: 1/16" = 1'-0"

0' 8'-0" 16'-0" 32'-0" 64'-0"

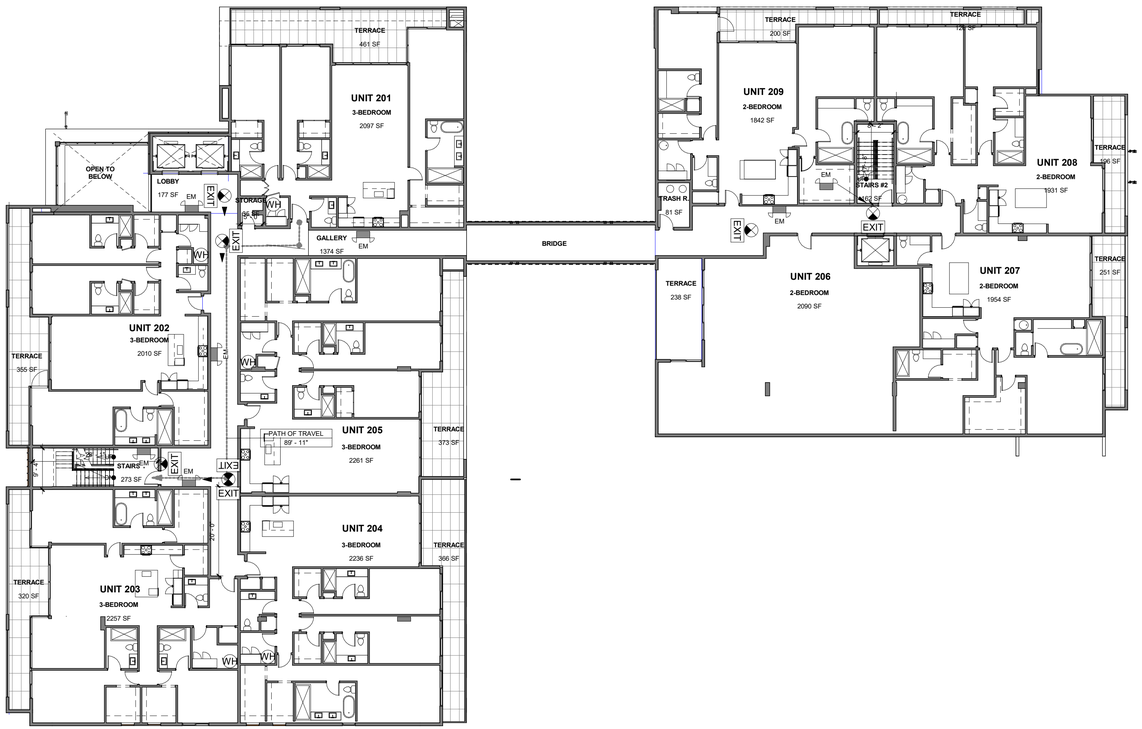

1 A602 **SECOND STORY - LIFE SAFETY PLAN**
SCALE: 1/16" = 1'-0"

0' 8'-0" 16'-0" 32'-0" 64'-0"

LIFE SAFETY LEGEND

EXIT SIGN

EMERGENCY LIGHTING, "FROG EYES"

PATH OF TRAVEL

NOTES:

ALL APARTMENT AND EXIT DOORS WILL BE 90-MINUTE FIRE RATED

THE STAIR WALLS AND THE APARMENT DEMISING WALLS WILL BE 1-HOUR FIRE RATED.

OCCUPANCY CALCULATION - THIRD STORY

APARTMENT	NAME	AREA	FUNCTION	LOAD FACTOR	OCC
UNIT 301	3-BEDROOM	2,097 SF	RESIDENTIAL	200	11
UNIT 302	3-BEDROOM	2,012 SF	RESIDENTIAL	200	11
UNIT 303	3-BEDROOM	2,248 SF	RESIDENTIAL	200	12
UNIT 304	3-BEDROOM	2,225 SF	RESIDENTIAL	200	12
UNIT 305	3-BEDROOM	2,261 SF	RESIDENTIAL	200	12
UNIT 306	2-BEDROOM	2,087 SF	RESIDENTIAL	200	11
UNIT 307	2-BEDROOM	1,953 SF	RESIDENTIAL	200	10
UNIT 308	2-BEDROOM	1,931 SF	RESIDENTIAL	200	10
UNIT 309	2-BEDROOM	1,842 SF	RESIDENTIAL	200	10
					99

OCCUPANCY CALCULATION - SECOND STORY

APARTMENT	TYPE	AREA	FUNCTION	LOAD FACTOR	OCC
UNIT 201	3-BEDROOM	2,097 SF	RESIDENTIAL	200	11
UNIT 202	3-BEDROOM	2,010 SF	RESIDENTIAL	200	11
UNIT 203	3-BEDROOM	2,257 SF	RESIDENTIAL	200	12
UNIT 204	3-BEDROOM	2,236 SF	RESIDENTIAL	200	12
UNIT 205	3-BEDROOM	2,261 SF	RESIDENTIAL	200	12
UNIT 206	2-BEDROOM	2,090 SF	RESIDENTIAL	200	11
UNIT 207	2-BEDROOM	1,954 SF	RESIDENTIAL	200	10
UNIT 208	2-BEDROOM	1,931 SF	RESIDENTIAL	200	10
UNIT 209	2-BEDROOM	1,842 SF	RESIDENTIAL	200	10
					99

NETTA ARCHITECTS
621 NW 53rd Street, Suite 270
Boca Raton, Florida 33487
(o) 561-295-4500
www.nettaarchitects.com
CERTIFICATE OF AUTHENTICATION M18000001650

STATE OF FLORIDA
NICHOLAS J. NETTA
AR98615
REGISTERED ARCHITECT
DATE OF SEAL: 11/19/2025

NICHOLAS J. NETTA, AIA, NCARB
FL REGISTRATION No. AR98615
FRANCISCO J. MELENDEZ, SR., AIA
FL REGISTRATION No. AR101881
HONG JIN, LEED, AIA
FL REGISTRATION No. AR102237

Nicholas J. Netta

MULTIFAMILY RESIDENTIAL BUILDING

109 S.E. 5th AVENUE
DELRAY BEACH, 33483 FL

SITE PLAN REVIEW SET

Submissions

Revisions

No:	DATE:	DESCRIPTION:
1	06-13-2024	TAC REVISION
2	07-03-2025	TAC REVISION 2

DATE:	11-01-2024
DESIGNER:	MA
MODELED:	CC
CHECKED:	MF
NETTA PROJECT #:	2221704_FL

Drawing title

SECOND AND THIRD STORY - LIFE SAFETY PLAN

Drawing no.

A602

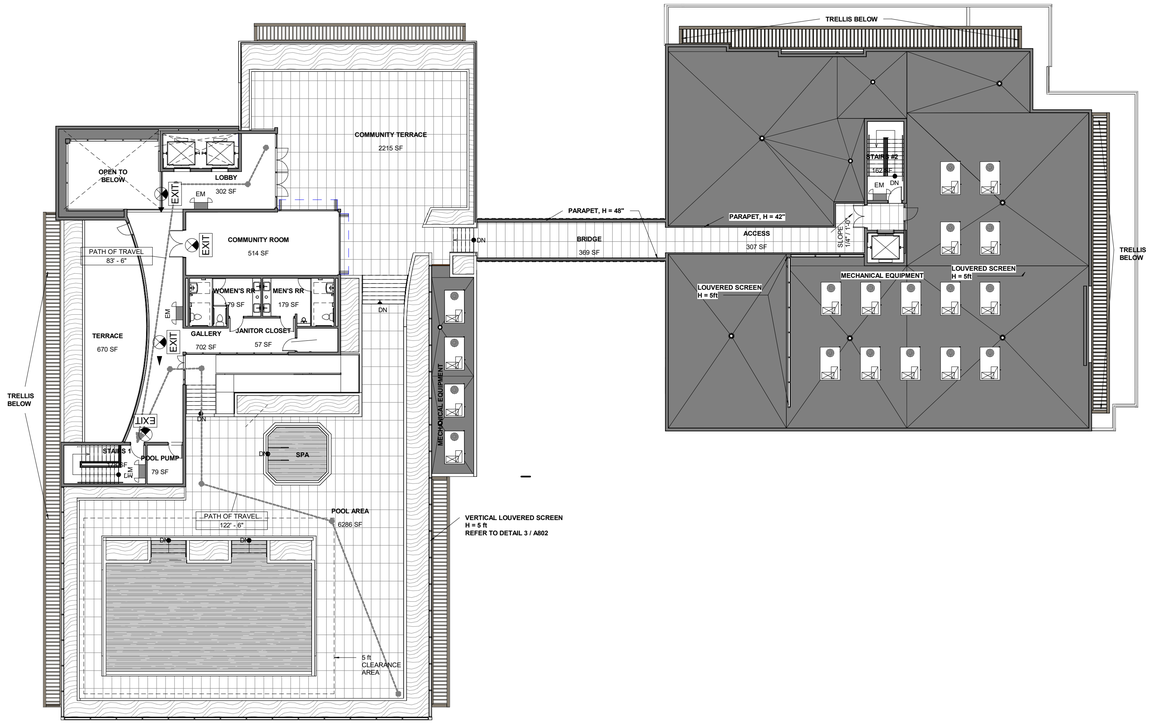

2 A603 **ROOFTOP AMENITIES STORY - LIFE SAFETY PLAN**
SCALE: 1/16" = 1'-0"

0' 8'-0" 16'-0" 32'-0" 64'-0"

LIFE SAFETY LEGEND

EXIT SIGN

EMERGENCY LIGHTING, "FROG EYES"

PATH OF TRAVEL

NOTES:

ALL APARTMENT AND EXIT DOORS WILL BE 90-MINUTE FIRE RATED

THE STAIR WALLS AND THE APARMENT DEMISING WALLS WILL BE 1-HOUR FIRE RATED.

OCCUPANCY CALCULATION - ROOFTOP...

NAME	AREA	FUNCTION	LOAD FACTOR	OCC
COMMUNITY ROOM	514 SF	STANDING SPACE	15	35
LOBBY	302 SF	ASSEMBLY	15	21
POOL AREA	6,286 SF	SWIMMING POOL	50	126
				182

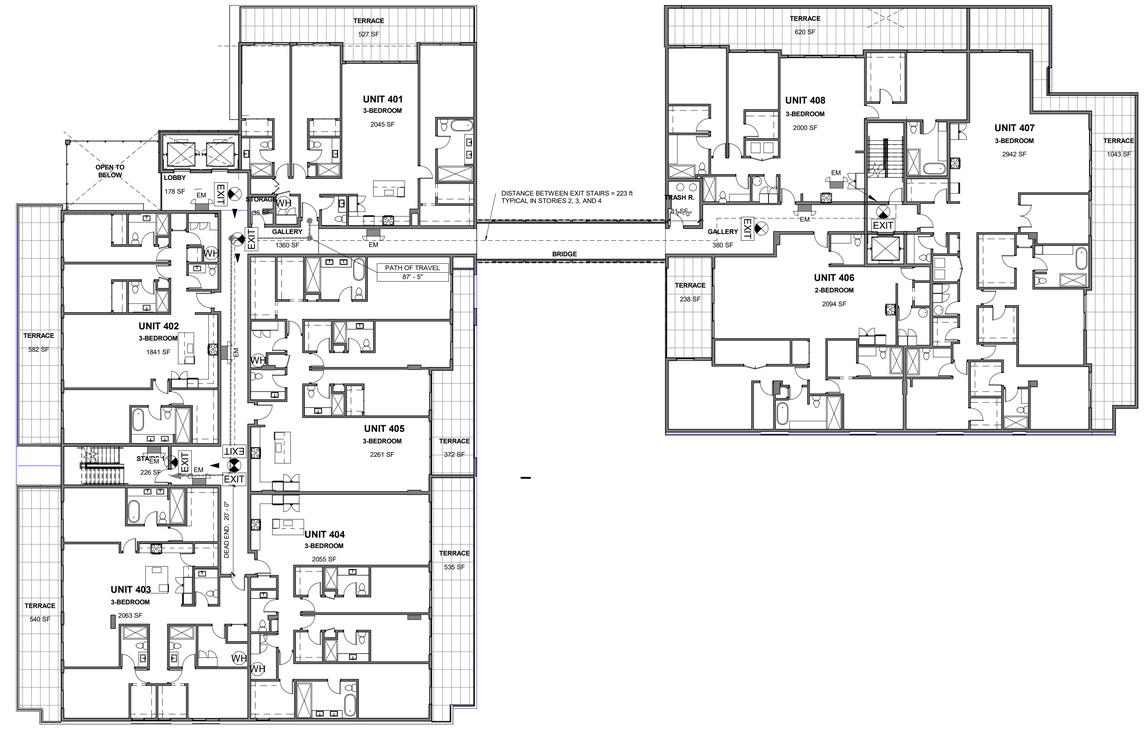

1 A603 **FOURTH STORY - LIFE SAFETY PLAN**
SCALE: 1/16" = 1'-0"

0' 8'-0" 16'-0" 32'-0" 64'-0"

OCCUPANCY CALCULATION - FOURTH STORY

APARTMENT	NAME	AREA	FUNCTION	LOAD FACTOR	OCC
UNIT 401	3-BEDROOM	2,045 SF	RESIDENTIAL	200	11
UNIT 402	3-BEDROOM	1,841 SF	RESIDENTIAL	200	10
UNIT 403	3-BEDROOM	2,063 SF	RESIDENTIAL	200	11
UNIT 404	3-BEDROOM	2,055 SF	RESIDENTIAL	200	11
UNIT 405	3-BEDROOM	2,261 SF	RESIDENTIAL	200	12
UNIT 406	2-BEDROOM	2,094 SF	RESIDENTIAL	200	11
UNIT 407	3-BEDROOM	2,942 SF	RESIDENTIAL	200	15
UNIT 408	3-BEDROOM	2,000 SF	RESIDENTIAL	200	10
					91

NETTA ARCHITECTS
621 NW 53rd Street, Suite 270
Boca Raton, Florida 33487
(o) 561-295-4500
www.nettaarchitects.com
CERTIFICATE OF AUTHENTICATION M18000001650

STATE OF FLORIDA
NICHOLAS J. NETTA
AR98615
REGISTERED ARCHITECT

DATE OF SEAL: 11/19/2025

NICHOLAS J. NETTA, AIA, NCARB
FL REGISTRATION No. AR98615
FRANCISCO J. MELENDEZ, SR., AIA
FL REGISTRATION No. AR101881
HONG JIN, LEED, AIA
FL REGISTRATION No. AR102237

Nicholas J. Netta

MULTIFAMILY RESIDENTIAL BUILDING

109 S.E. 5th AVENUE
DELRAY BEACH, 33483 FL

SITE PLAN REVIEW SET

Submissions

Revisions

No:	DATE:	DESCRIPTION:
1	06-13-2024	TAC REVISION
2	07-03-2025	TAC REVISION 2

DATE:	11-01-2024
DESIGNER:	MA
MODELED:	CC
CHECKED:	MF
NETTA PROJECT #:	2221704_FL

Drawing title

FOURTH AND FIFTH STORY - LIFE SAFETY PLAN

Drawing no.

A603

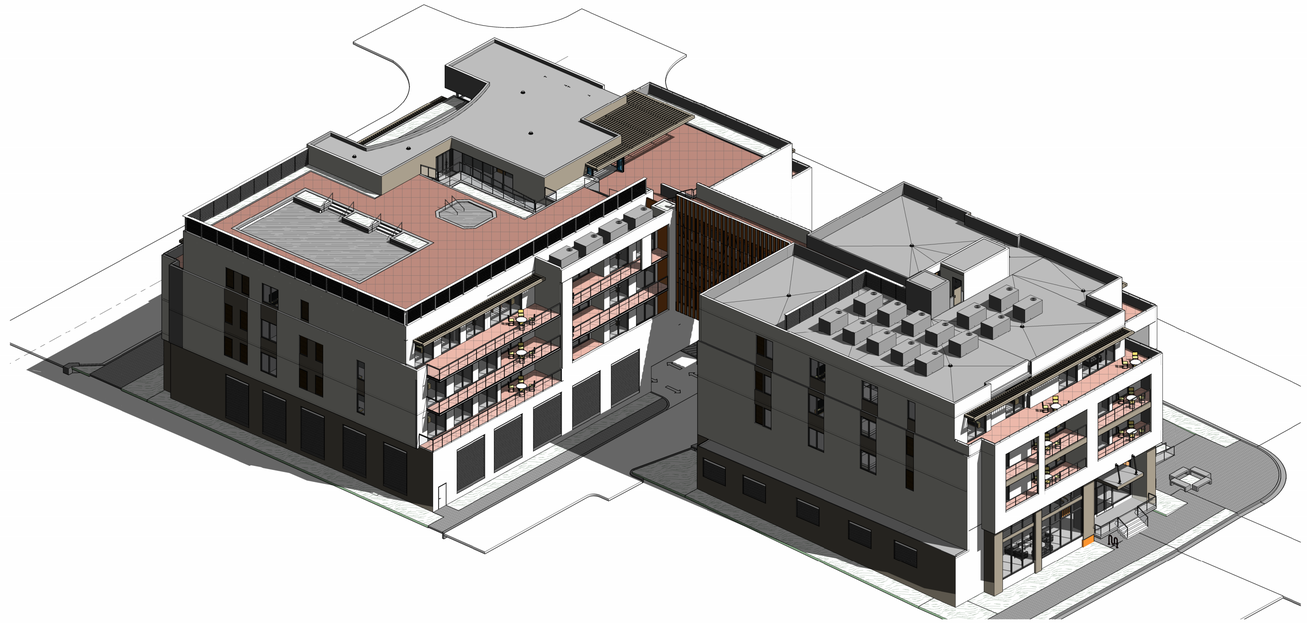

2 A701 **ISOMETRIC SE CORNER**
SCALE:

1 A701 **ISOMETRIC NW CORNER**
SCALE:

NETTA ARCHITECTS
621 NW 53rd Street, Suite 270
Boca Raton, Florida 33487
(o) 561-295-4500
www.nettaarchitects.com
CERTIFICATE OF AUTHENTICATION M18000001650

STATE OF FLORIDA
NICHOLAS J. NETTA
AR98615
REGISTERED ARCHITECT

DATE OF SEAL: 11/19/2025

NICHOLAS J. NETTA, AIA, NCARB
FL REGISTRATION No. AR98615
FRANCISCO J. MELENDEZ, SR., AIA
FL REGISTRATION No. AR101881
HONG JIN, LEED, AIA
FL REGISTRATION No. AR102237

Nicholas J. Netta

MULTIFAMILY RESIDENTIAL BUILDING

109 S.E. 5th AVENUE
DELRAY BEACH, 33483 FL

SITE PLAN REVIEW SET

Submissions

Revisions

No:	DATE:	DESCRIPTION:
1	06-13-2024	TAC REVISION
2	07-03-2025	TAC REVISION 2

DATE:	11-01-2024
DESIGNER:	MA
MODELED:	CC
CHECKED:	MF
NETTA PROJECT #:	2221704_FL

Drawing title

3D PERSPECTIVE VIEWS

Drawing no.

A701

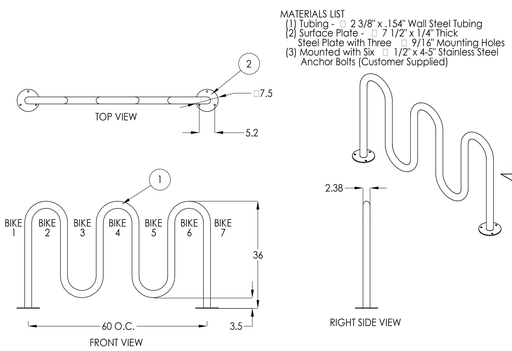

1 A800 **BICYCLE RACK DETAIL - TYPE I, II**
SCALE: 1/2" = 1'-0"

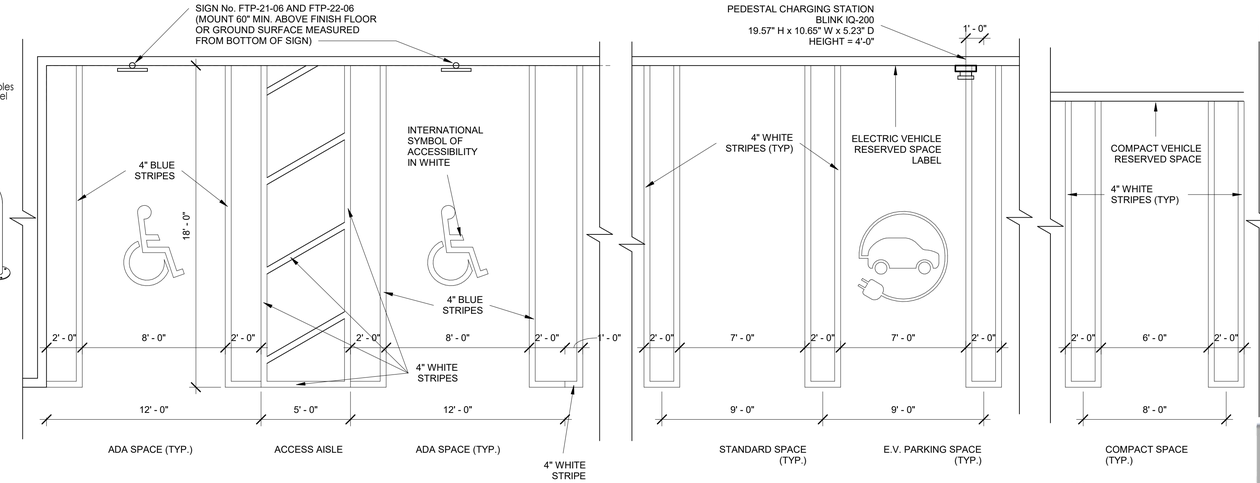

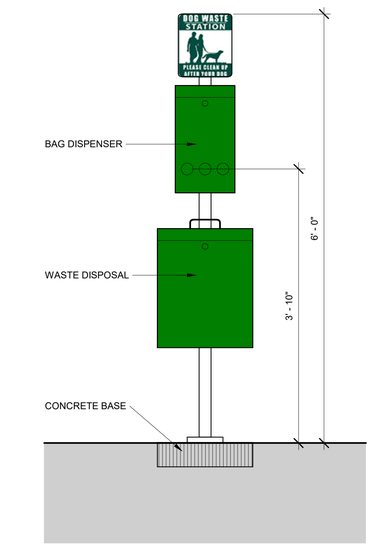

2 A800 **DOG WASTE STATION**
SCALE: 1" = 1'-0"

NOTES:

1. ON LIGHT COLORED SURFACE I.E. CONCRETE ALL ACCESSIBLE MARKINGS SHALL BE BLUE AND STANDARD PARKING STRIPING SHALL BE 3" WHITE WITH 1" BLACK BORDER
2. ALL STRIPING WITHIN PUBLIC RIGHT-OF-WAY SHALL BE 6 INCHES.
3. ALL MEASUREMENTS ARE FROM CENTER LINE
4. ALL COMPACT SPACES MUST HAVE "COMPACT" STENCILED WITH BLACK PAINT ON WHEEL STOP (CURB)
5. BLUE STRIPE & INTERNATIONAL SYMBOL OF ACCESSIBILITY AND WALKWAY ON CONCRETE
6. 24" STOP BAR BETWEEN ALL PARKING LOTS AND PUBLIC R/W SHALL BE THERMOPLASTIC AND PER FDOT SPECIFICATIONS AND STOP SIGN R1-1 THERMOPLASTIC AND PER FDOT SPECIFICATIONS AND STOP SIGN R1-1
7. CHANGES IN LEVEL ARE NO PERMITTES IN ACCESSIBLE PARKING STALLS AND ACCESS AISLES SERVING THE STALLS. SLOPES NOT STEEPER THAN 1:48 SHALL BE PERMITTED.

PARKING STALL DIMENSIONS:

STANDARD	9' x 18'
COMPACT	8' x 16'
ACCESSIBLE	12' x 18' PLUS 5' ACCESS AISLE

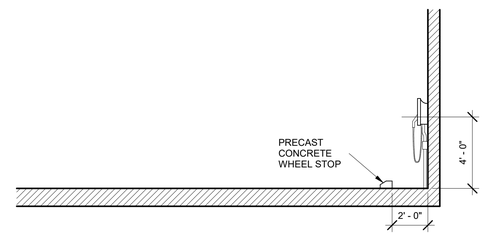



WALL-MOUNT STATION, SECTION

WALL-MOUNT STATION

PEDESTAL-MOUNT STATION OPTION

PEDESTAL DIMENSIONS:
56.04"(H) x 13.58"(W) x 4.28"(D)

DUAL PEDESTAL-MOUNT STATION OPTION

PEDESTAN DIMENSIONS:
59.00"(W) x 12.50"(W) x 11.19"(D)

4 A800 **EV SPACE DETAIL1**
SCALE: 1/4" = 1'-0"

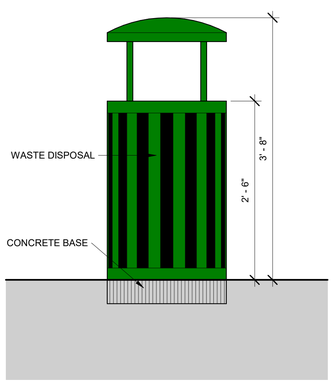

5 A800 **TRASH CAN**
SCALE: 1" = 1'-0"

ELKAY SPECIFICATIONS

Elkay Outdoor Pedestal Fountain with Pet Station Non-Filtered Non-Refrigerated
Model LK4400DB

MOUNTING INSTRUCTIONS and PLUMBING CONNECTIONS
Provide solid, well-drained surface to mount pedestal fountain (concrete pad recommended) with adequate support (300 lb. load minimum). (8) 3/8" minimum fasteners (not included) should be attached firmly to mounting surface in order to secure unit. (Refer to rough-in diagram).

Modified low stream height bubbler for pet fountain.

Locate and install plumbing through ground as required. **NOTE:** Unit is not furnished with service valve.

Position pedestal over plumbing and secure base to fasteners. Remove access panels and connect supply and water lines. Turn on water supply and check for leaks. Reassemble access panels to pedestal.

Trap and service stop not included.

OPERATING PRESSURES:
Supply water 20 – 105 psi maximum

TOP VIEW

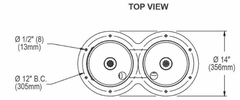

SIDE & FRONT VIEWS

BACK VIEW

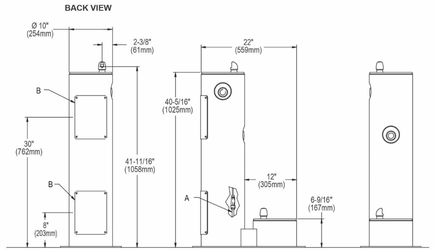

A = 3/8" O.D. UNPLATED COPPER TUBE CONNECT SHUT OFF VALVE BY OTHERS
B = ACCESS PANEL (8" x 10")

In keeping with our policy of continuing product improvement, Elkay reserves the right to change product specifications without notice. Please visit elkay.com for the most current version of Elkay product specification sheets. This specification describes an Elkay product with design, quality, and functional benefits to the user. When making a comparison of other producers' offerings, be certain these features are not overlooked.

Elkay REV 06292023 LK4400DB | 1-800-260-6640 | SVtechservice@Elkay.com Patent zurn-elkay.com/patents | © 2023 Page 3 LK4400DB_spec.pdf

6 A800 **ELKAY OUTDOOR FOUNTAIN**
SCALE: 12" = 1'-0"

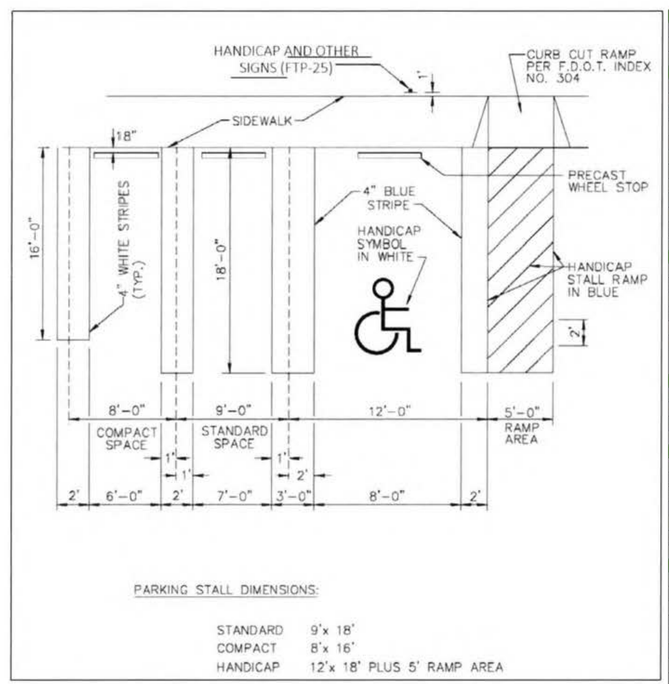

3 A800 **DELRAY BEACH - PARKING SPACE DETAILS**
SCALE: 3/16" = 1'-0"

BLINK IQ 200 PRODUCT SPECIFICATIONS

MODELS	SMART CHARGING STATION					ADVANCED CHARGING STATION				KIOSK
Model Number	IQW2-80U-W1-N1-N-25					IQW2-80U-M1-R2-N-25				IQW2-00U-M1-R2-N-00
Part Number	01-0205					01-0207				01-0208
POWER SPECIFICATIONS										
Standby Power	<10W Standby									<10W Standby
Output Power (kW)	2.9kW	3.8kW	5.8kW	7.7kW	9.6kW	15.4kW	17.3kW	19.2kW		Not Applicable
Output Amperage (A)	12A	16A	24A	32A	40A	64A	72A	80A		Not Applicable
Circuit Breaker Options (A)	15A	20A	30A	40A	50A	80A	90A	100A		15A or 20A
Input/Output Nominal Voltage	208VAC/240VAC									120 Input
Input / Output Voltage Range	180VAC to 264VAC									90 to 132VAC Input; 180 to 264 VAC Input
Input / Output Frequency	60Hz									
Input Wiring Type	Hardwired									
Input Wiring Scheme	L1, L2, GND									L1, N, GND or L1, L2 GND
Cold-Load	Pickup Randomized delay between 120 and 720 seconds before charge resumes after a power failure.									Not Applicable
Power Measurement Accuracy	Embedded meter with a ±1% accuracy at the nominal input.									Not Applicable
Surge Protection	Up to 6kV at 3,000A									
FUNCTIONAL SPECIFICATIONS										
Charge Connector Type	SAE J1772									Not Applicable
Charge Cable Length	25 ft.									Not Applicable
Demand Response	Yes–OpenADR 2.0b									Not Applicable
Status Indicator	LED and Audio									
User Interface	None[1]					LCD, 7", Color, 800x480, w/Touch Panel				
Access Control	None[1]					Contactless Reader: RFID Cards: ISO/IEC 14443A/B, ISO/IEC 15693, MIFARE Plus, HID iCLASS, NEMA Smart Credit Cards2: Visa, Master Card, Discover, American Express NFC[2]: ISO 18092, Apple Pay, Google Wallet				
NETWORK SPECIFICATIONS										
Local Area Network (LAN)	2.4GHz WiFi (802.11 b/g/n)									
Wide Area Network (WAN)	None					Cellular (3G)				
Network Interface	Blink OCPP, OCPP 1.6J, Future: OCPP 2.0									
Mounting Type	Pedestal or Wall Mount									
SAFETY & COMPLIANCE SPECIFICATIONS										
Ground Fault Detection	CCID20, 20mA per UL 2231, Automatic Reset Feature and Manual Reset Feature									Not Applicable
Ground Monitor	Ground Monitor per UL 2231									Not Applicable
Safety Compliance	UL and cUL, NEC Article 625, RoHS, Normo Oficial Mexicano (NOM)									
Protection	Over-Voltage Protection (OVP), Under-Voltage Protection (UVP), Over-Current Protection (OCP), Over-Temp Protection (OTP), Short-Circuit Protection									
EMC Compliance	FCC Part 15 Class B, Industry Canada (IC), PTCRB									
ADA Compliance	Yes									
Energy Star Certified	Yes									Not Applicable
OPERATIONAL SPECIFICATIONS										
Enclosure Rating	NEMA Type 3R Indoor/Outdoor									
Operating Temperature	-30°C to +50°C (-22°F to +122°F)									
Storage Temperature	-40°C to +80°C (-40°F to +176°F)									
Operating Humidity	0 to 95% Relative Humidity, Non-Condensing									
Charger Dimensions	13.95"H × 10.65"W × 5.23"D									
Package Dimensions	19.57"L x 14.92"W x 16.61"D					19.57"L x 14.92"W x 16.61"D				19.57"L x 14.92"W x 10.63"D
Charger Weight (Unpackaged)	24.2lbs. (11kg)					25.3lbs. (11.5kg)				8.8lbs. (4kg)
Charger Weight (Packaged)	30lbs. (13.6kg)					31lbs. (14kg)				10lbs. (4.5kg)

NETTA ARCHITECTS
621 NW 53rd Street, Suite 270
Boca Raton, Florida 33487
(o) 561-295-4500
www.nettaarchitects.com
CERTIFICATE OF AUTHENTICATION M18000001650

STATE OF FLORIDA
NICHOLAS J. NETTA
AR98615
REGISTERED ARCHITECT

DATE OF SEAL: 11/19/2025

NICHOLAS J. NETTA, AIA, NCARB
FL REGISTRATION No. AR98615
FRANCISCO J. MELENDEZ, SR., AIA
FL REGISTRATION No. AR101881
HONG JIN, LEED, AIA
FL REGISTRATION No. AR102237

Nicholas J. Netta

MULTIFAMILY RESIDENTIAL BUILDING

109 S.E. 5th AVENUE
DELRAY BEACH, 33483 FL

SITE PLAN REVIEW SET

Submissions

Revisions

No:	DATE:	DESCRIPTION:

DATE:	11-01-2024
DESIGNER:	MA
MODELED:	CC
CHECKED:	MF
NETTA PROJECT #:	2221704_FL

Drawing title

DETAILS

Drawing no.

A800

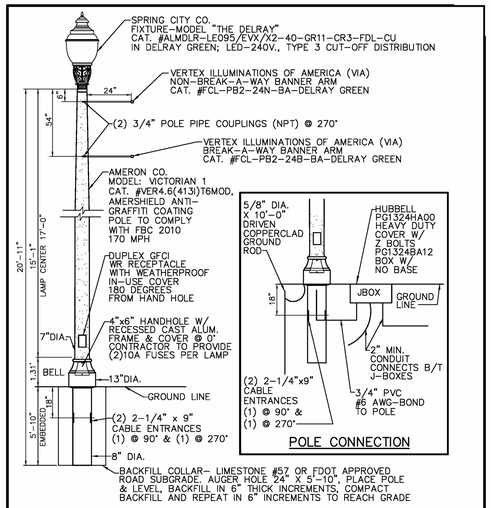

NOTE:

1. ALL MOUNTING HARDWARE SHALL BE STAINLESS STEEL.
2. STREET LIGHT CIRCUITS SHALL BE WIRED AND METERED SEPARATELY FROM BUILDINGS.

CITY of DELRAY BEACH PUBLIC WORKS DEPARTMENT 434 SOUTH SWINTON AVENUE, DELRAY BEACH, FLORIDA 33444	SINGLE HEAD POLE ASSEMBLY	DATE:09–15–2021 RT 31.0

1 LIGHT TYPE EX
A801 N.T.S.

LINEAR ONE® EXTERIOR

ACCLAIM LIGHTING

PROJECT | FIRM | ORDER: SA | QTY

Part of the extensive **Linear One®** family, these attractive aluminum-bodied, natatorium-ready (IP66) linear fixtures are available in 1' and 4' lengths and are easily interconnected in series to simplify installation.

Flexibility is key, with a wide choice of configuration combinations, including: multiple emitter types, a full range of TIR optics, plus glare shields and louvers. All of which are fulfilled through our *Acclaim Modular* system in Los Angeles to ensure industry-leading delivery times.

Smooth single-channel dimming is delivered under 0-10V control. The internal auto-sensing power supply within each unit can accept mains inputs between 100 to 277VAC at 50 or 60Hz.

AT A GLANCE

Optics



Emitters

CCT whites: 2100K or / 2400K or / 2700K or / 3000K or / 3500K or / 4000K or

Saturates: Red or / Green or / Blue or / Amber

Power	Temperature	Protection	Output	Control	Core technologies
100 to **277**VAC **50/60**Hz	-40º F to 131º F -40º C to 55º C	Ingress: **IP66** Impact: **IK10** Vibration: **3G**	Up to **788** lumens per linear foot	**0-10V**	ACCLAIM MODULAR SYSTEMS bin-one

CONFIGURE YOUR PRODUCT

LN -COL -OPT

Example final code: LNED-COLH-OPTK

Power (/ ft): **E** = *HO* 12W; **G** = *SO 8W*; **J** = *EO 4W*

Length: **A** = 1'(305mm); **D** = 4'(1220mm)

Emitters: **A** = 2700K, 80 CRI; **C** = 3000K, 80 CRI; **D** = 3500K, 80 CRI; **E** = 4000K, 80 CRI; **F** = 2700K, 90 CRI; **G** = 3000K, 90 CRI; **H** = 3500K, 90 CRI; **J** = 4000K, 90 CRI; **K** = Red; **L** = Green; **M** = Blue; **N** = Amber; **P** = 2100K, 70 CRI; **S** = 2400K, 70 CRI

Optics: **C** = 10º x 10º; **G** = 30º x 30º; **K** = 60º x 60º; **L** = 100º x 100º; **M** = 10º x 40º; **N** = 10º x 25º; **R** = 10º x 60º; **Q** = 30º x 60º; **S** = 45º x 75º; **T** = Asym. Wall Wash Left (60º x 60º + 20º tilt); **U** = Asym. Wall Wash Right (60º x 60º + 20º tilt); **V** = Batwing (split 10º x 40º); **W** = Batwing (split 45º x 75º)

SCAN FOR PRODUCT PAGE

acclaimlighting.com

Optic options T and U: Tilt directions as viewed from the input end of the fixture
** Indicates special order items, which may require longer lead times*

Specifications subject to change without notice / April 2023

Page 1 of 9

2 LIGHT TYPE SA
A801 N.T.S.

wet BEAM4 LED | SURFACE MOUNT



Project
Type: SB
Notes

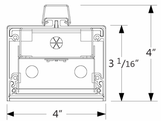

PERFORMANCE PER LINEAR FOOT AT 3500K

NOMINAL LUMEN OUTPUT	INPUT WATTS*	EFFICACY
1000 lm/ft	11.5 W/ft	87 lm/W

Please consult factory for custom lumen output and wattage.

IP65 | IC cULus Listed Type I.C. | 5 YEAR WARRANTY

Ordering Guide

WBSLED											
PRODUCT ID		NOM.LUMENS/FT		CRI		COLOR TEMP.		SHIELDING		LENGTH (FT)	
WBSLED	Surface LED	**400**	400 lm/ft - Min.	**80**	80 CRI	**27**	2700 K	**S**	satin lens	**2**	2'
		1000	1000 lm/ft - Max.	**90**	90 CRI	**30**	3000 K			**3**	3'
						35	3500 K			**4**	4'
						40	4000 K			**5**	5'
										8	8'
										S#	system run
		Outputs between listed min and max are available. Consult factory for outputs outside of the listed range.									

FINISH		VOLTAGE		DRIVER		CIRCUITS		MOUNTING/SUSPENSION	
AP	aluminum paint	**120**	120 V	**DP**	dimming (0 10V) 1%	**1**	1 circuit	**SC**	surface solid ceiling
W	white	**277**	277 V	**LT(#)**	Lutron *	**2**	2 circuits		
BLK	black	**347**	347 V	**BI**	bi-level dimming	**+E(#)**	emergency circuit*		
C	custom	**UNV**	universal	**OI(#)**	other **	**+NL(#)**	night light circuit*		
		DC	low voltage*	**POE(#)**	POE drivers*	**+GT(#)**	generator transfer device *		
		* Only available with PCR drivers.		* Dimming up to -20°C. Specify system. ** Please consult factory; see page 2		* Specify quantity			

BATTERY (OPTIONAL)	OTHER (OPTIONAL)	IC CONTROLS (OPTIONAL)	CUSTOM (OPTIONAL)
B# battery pack (integral)	**+EF** end feed*	**OS(#)** occupancy sensor	**C** custom
	+N natatorium finish	**ENL(#)** Enlighted integral	
Not available with 347V. Please consult factory.	* See page 2 for more details.	**WC(#)** wireless control dimming	Please specify
		See integrated controls guide for further details. Please consult factory.	

Product design and development is an ongoing process at Axis Lighting. We reserve the right to change specifications. Contact Axis for the latest product information.

1 / 3
May 23, 2023

FILE NAME:WBS LED B3.SPEC

1. 800. 263. 2947
(T) 514. 948. 6272

axis lighting.com

3 LIGHT TYPE SB
A801 N.T.S.

FLEX TUBE SPECTRUM™

ACCLAIM LIGHTING

Client:
Project:
Type: SC
Order Code:
Quantity:

Flex Tube Spectrum is a flexible, direct view, outdoor LED strip. The Quad Spectrum (or QS) version has the ability to create dedicated whites, dynamic white, and color changing from the same product. It comes in six meter spool or custom-built lengths to suit project requirements and features a highly durable second-generation silicone body, which is outdoor rated and high impact resistant.

SPECIFICATIONS

Colors	QS (Quad RGBW, W=3000K) or QW4 (Quad RGBW, W=4000K)
Beam Angle	120º
Photometrics	Up to 244 lumens per foot (see page 4 for details)
Strip Length	Built to order lengths from 6.56" (166.6mm) to 19.6' (6M), section length is 3.28" (83.34mm)
Dimming & Channel Count	DMX/RDM (0-100%) or DALI (0-100%) via AL Driver Series, 4 channels
Bend Directions & Radius	Vertical bending or horizontal bending options, minimum bend radius of 5.9" (150mm)
Power Consumption	4.57W per foot, 15W per meter
Operating Voltage	24VDC
Lumen Maintenance	L70 @ 50,000 hours (25º C)
Mounting	Aluminum mounting channel required, 0.78" (20mm), 11.8' (1m), or 6.56' (2m) lengths
Finish	White
Material	UV resistant silicone
Ambient Operating Temperature	-40º F to 131º F (-40º C to 55º C)
IP Rating	IP68, wet location, submersible* up to 6.56' (2M)
IK Rating	IK08, protection against 5 joule impact
Fixture Connectors	16.4' (5M) injection molded feed cable and end cap included
Warranty	5 Years, limited
Weight	4.3 lbs (1.95 kg) - 6M Spool
Dimensions	**L:** As specified **W:** 0.62" **H:** 0.66" / **L:** As specified **W:** 16mm **H:** 17mm
Certifications	cULus CE RoHS

*UL approval limits submersible installation to non-human occupied and freshwater locations only. All cables must be landed in environmentally suitable junction boxes.

acclaimlighting.com

SPECIFICATION SHEET 2.0.2
Specifications subject to change without notice

4 LIGHT TYPE SC
A801 N.T.S.

NETTA ARCHITECTS
621 NW 53rd Street, Suite 270
Boca Raton, Florida 33487
(o) 561-295-4500
www.nettaarchitects.com
CERTIFICATE OF AUTHENTICATION M18000001650

STATE OF FLORIDA · NICHOLAS J. NETTA · AR98615 · REGISTERED ARCHITECT

DATE OF SEAL: 11/19/2025

NICHOLAS J. NETTA, AIA, NCARB
FL REGISTRATION No. AR98615
FRANCISCO J. MELENDEZ, SR., AIA
FL REGISTRATION No. AR101881
HONG JIN, LEED, AIA
FL REGISTRATION No. AR102237

MULTIFAMILY RESIDENTIAL BUILDING

Nicholas J. Netta

109 S.E. 5th AVENUE
DELRAY BEACH, 33483 FL

SITE PLAN REVIEW SET

Submissions

Revisions

No:	DATE:	DESCRIPTION:
3	09-19-2025	TAC REVISION 3

DATE:	11-01-2024
DESIGNER:	MA
MODELED:	CC
CHECKED:	MF
NETTA PROJECT #:	2221704_FL

Drawing title

DETAILS

Drawing no.

A801

ULI-21241
Light Linear PT 8 Single Head Streetlight

microVos TECHNOLOGY | LiGMAN LIGHTING USA

55w LED
6193 Lumens
Weight 52.4 lbs
IP65
Suitable for wet locations
IK08
Impact Resistant (Vandal Resistant)
EPA - 0.50
POLE INCLUDED

Mounting Detail

Construction

Aluminum
Less than 0.1% copper content – Marine Grade 6060 extruded & T6 heat treated for optimal mechanical strength, clean detailed product lines and excellent heat dissipation.

Pre paint
8 step degrease and phosphate process that includes deoxidizing and etching as well as a zinc and nickel phosphate process before product painting.

Memory Retentive -Silicon Gasket
Provided with special injection molded "fit for purpose" long life high-temperature memory retentive silicon gasket. Maintains the gaskets exact profile and seal over years of use and compression.

Thermal management
LMB Aluminum is used for its excellent mechanical strength and thermal dissipation properties in low and high ambient temperatures. The superior thermal heat sink design by Ligman and in conjunction with the driver, controls thermals below critical temperature range to ensure maximum luminous flux output, as well as providing long LED service life and ensuring less than 10% lumen depreciation at 50,000 hours.

Surge Suppression
Standard 10kv surge suppressor provided with all fixtures.

BUG Rating
B1 - U2 - G1

Finishing
All Ligman products go through an extensive finishing process that includes fettling to improve paint adherence.

Paint
UV Stabilized 4.9Mil thick powder coat paint and baked at 200 Deg C. This process ensures that Ligman products can withstand harsh environments. Rated for use in natatoriums.

Inspired by Nature Finishes
The Inspired by nature Finishing is a unique system of decorative powder coating. Our metal decoration process can easily transform the appearance of metal or aluminum product into a wood grain finish.

This patented technology enables the simulation of wood grain, and even marble or granite finish through the use of decorative powder coating.

The wood grain finish is so realistic that it's almost undistinguishable from real wood, even from a close visual inspection. The system of coating permeates the entire thickness of the coat and as a result, the coating cannot be removed by normal rubbing, chipping, or scratching.

The Coating Process
After pre-treatment the prepared parts are powder coated with a specially formulated polyurethane powder. This powder provides protection against wear, abrasion, impact and corrosion and acts as the relief base color for the finalized metal decoration.

The component is then wrapped with a sheet of non-porous film with the selected decoration pattern printed on it using special high temperature inks.

This printed film transfer is vacuum-sealed to the surface for a complete thermo print and then transferred into a customized oven. The oven transforms the ink into different forms within the paint layer before it becomes solid. Finally, the film is removed, and a vivid timber look on aluminum remains.

Wood grain coating can create beautiful wood-looking products of any sort. There are over 300 combinations of designs currently in use. Wood grains can be made with different colors, designs, etc.

Our powder coatings are certified for indoor and outdoor applications and are backed by a comprehensive warranty. These coatings rise to the highest conceivable standard of performance excellence and design innovation.

Added Benefits
• Resistance to salt-acid room, accelerated aging
• Boiling water, lime and condensed water resistant
• Anti-Graffiti, Anti-Slip, Anti-Microbial, Anti-Scratch
• Super durable (UV resistant)
• TGIC free (non-toxic)

Hardware
Provided Hardware is Marine grade 316 Stainless steel.

Anti Seize Screw Holes
Tapped holes are infused with a special anti seize compound designed to prevent seizure of threaded connections, due to electrolysis from heat, corrosive atmospheres and moisture.

Crystal Clear Low Iron Glass Lens
Provided with tempered, impact resistant crystal clear low iron glass ensuring no green glass tinge.

Optics & LED
Precise optic design provides exceptional light control and precise distribution of light.
LED CRI > 80

Lumen – Maintenance Life
LBD 0910 at 50,000 hours (This means that at least 90% of the LED still achieve 80% of their original flux)

Public realm contemporary column family. Stylish but technically precise area lighting solutions as part of a large flexible family.

Light Linear PT is an elegant minimalistic lighting column that is suitable for both modern and classic architecture. Ideal for creating visual guidance with exceptional visual comfort. The dual sealed optical chamber with integrated heat sinks houses a range of field interchangeable optically controlled LED's, providing Type II, III, IV & V distribution, as well as variations of this for precise light distribution requirements.

An example of this, is using a combination of Type II and Type IV distribution optics inside the same fixture. This product range is available in multiple wattage options and as single & double head styles. Customer specific wattages can be provided, contact the factory for more information.

This luminaire complies to Dark Sky requirements.
The sleek and minimalistic shape provides distinctive lighting effects by night and decorative urban effect during the day. Suitable for use in pedestrian precincts, building surrounds, shopping centers, squares, parks and parking lots.

This product range is complemented with high performance optics in the bollard and wall mounted luminaires, to provide a consistent range of design aesthetics for the project. See website for more information. Poles can be provided with GFCI boxes positioned to specific heights specified by the customer. A flat low profile hand-hole cover with vandal resistant screws is provided for easy installation.

Internal house side shields are available as an option.
Available with a selection of integral electronic drivers and dimming electronic drivers as well as a provision to install wireless lighting controls to integrate with building management systems, as well as pole mounted occupancy sensors (contact the factory for more information) Easy access to the luminaire for maintenance. (WXRT-AD)) This luminaire is provided with a programmable driver so that specific wattage requirements can be achieved. These settings are done at the factory during assembly. (See options on page 2)

To meet International Dark Sky criteria, 3000k or warmer LEDs must be selected and luminaire fix mounted (+/- 15° allowable to permit leveling).

Additional Options (Consult Factory For Pricing)

OS Occupancy Sensor | AWXFV Zhaga Book 18 | AWXRS NEMA 7



Ligman's micro Variable Optical System provides the ability to interchange, mix & rotate optics to provide specific light distributions for optimized spacing and uniformity.

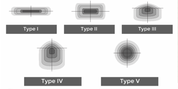

The variable optic system allows for the designer to create hybrid distributions for precise lighting requirements.



5 LIGHT TYPE SE
A801 N.T.S.

UAB-30001
Abacus 1 Medium

LiGMAN LIGHTING USA

14w LED 783 Lumens
IP65 • Suitable For Wet Locations
IK09 • Impact Resistant (Vandal Resistant)
Weight 2 lbs

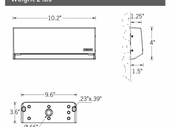

Mounting Detail

Construction

Aluminum
Less than 0.1% copper content – Marine Grade 6060 extruded & T6 heat treated for optimal mechanical strength, clean detailed product lines and excellent heat dissipation.

Pre paint
8 step degrease and phosphate process that includes deoxidizing and etching as well as a zinc and nickel phosphate process before product painting.

Memory Retentive -Silicon Gasket
Provided with special injection molded "fit for purpose" long life high-temperature memory retentive silicon gasket. Maintains the gaskets exact profile and seal over years of use and compression.

Thermal management
LMB Aluminum is used for its excellent mechanical strength and thermal dissipation properties in low and high ambient temperatures. The superior thermal heat sink design by Ligman and in conjunction with the driver, controls thermals below critical temperature range to ensure maximum luminous flux output, as well as providing long LED service life and ensuring less than 10% lumen depreciation at 50,000 hours.

Surge Suppression
Standard 10kv surge suppressor provided with all fixtures.

BUG Rating
B1 - U2 - G1

Finishing
All Ligman products go through an extensive finishing process that includes fettling to improve paint adherence.

Paint
UV Stabilized 4.9Mil thick powder coat paint and baked at 200 Deg C. This process ensures that Ligman products can withstand harsh environments. Rated for use in natatoriums.

Inspired by Nature Finishes
The Inspired by nature Finishing is a unique system of decorative powder coating. Our metal decoration process can easily transform the appearance of metal or aluminum product into a wood grain finish.

This patented technology enables the simulation of wood grain, and even marble or granite finish through the use of decorative powder coating.

The wood grain finish is so realistic that it's almost undistinguishable from real wood, even from a close visual inspection. The system of coating permeates the entire thickness of the coat and as a result, the coating cannot be removed by normal rubbing, chipping, or scratching.

The Coating Process
After pre-treatment the prepared parts are powder coated with a specially formulated polyurethane powder. This powder provides protection against wear, abrasion, impact and corrosion and acts as the relief base color for the finalized metal decoration.

The component is then wrapped with a sheet of non-porous film with the selected decoration pattern printed on it using special high temperature inks.

This printed film transfer is vacuum-sealed to the surface for a complete thermo print and then transferred into a customized oven. The oven transforms the ink into different forms within the paint layer before it becomes solid. Finally, the film is removed, and a vivid timber look on aluminum remains.

Wood grain coating can create beautiful wood-looking products of any sort. There are over 300 combinations of designs currently in use. Wood grains can be made with different colors, designs, etc.

Our powder coatings are certified for indoor and outdoor applications and are backed by a comprehensive warranty. These coatings rise to the highest conceivable standard of performance excellence and design innovation.

Added Benefits
• Resistance to salt-acid room, accelerated aging
• Boiling water, lime and condensed water resistant
• Anti-Graffiti, Anti-Slip, Anti-Microbial, Anti-Scratch
• Super durable (UV resistant)
• TGIC free (non-toxic)

Hardware
Provided Hardware is Marine grade 316 Stainless steel.

Anti Seize Screw Holes
Tapped holes are infused with a special anti seize compound designed to prevent seizure of threaded connections, due to electrolysis from heat, corrosive atmospheres and moisture.

Crystal Clear Low Iron Glass Lens
Provided with tempered, impact resistant crystal clear low iron glass ensuring no green glass tinge.

Optics & LED
Precise optic design provides exceptional light control and precise distribution of light. LED CRI > 80

Lumen – Maintenance Life
LBD 0910 at 50,000 hours (This means that at least 90% of the LED still achieve 80% of their original flux)

Surface-mounted slim integral-driver wall luminaires. Beautiful and contemporary surface wall fixtures suitable for any location.

A range of shallow ADA compliant square, rectangular and circular wall mounted luminaires providing down-ward Dark Sky compliant light distributions. Ideally suited to illuminate the wall and faces in front of the wall, as well as light accents on vertical surfaces using high efficiency LEDs.

The Abacus is suitable for indoor and outdoor applications and provides a clean, visually appealing solution for small, unobtrusive wall mounted luminaires. This surface mounted luminaire is available in 3 different shapes, as well as bollard combinations.
The surface mounted Abacus is manufactured to cover a 3" junction box and is provided with the necessary fixing plates to simplify installation.

This product is provided with integral driver and special gasketing to ensure no water enters the luminaire.
A specially designed cover plate can be provided to cover existing redundant step light installations that are no longer suitable, please contact factory for drawings and more information.

All Ligman fixtures can be manufactured using a special pre-treatment and coating process that ensures the fixture can be installed in natatoriums as well as environments with high concentrations of chlorine or salt and still maintain the 5 year warranty. For this natatorium rated process please specify NAT in options.

To meet International Dark Sky criteria, 3000k or warmer LEDs must be selected and luminaire fix mounted (+/- 15° allowable to permit leveling).

Additional Options (Consult Factory For Pricing)

SCDT Surface Conduit Decorative Trim

6 LIGHT TYPE SF
A801 N.T.S.

URA-40691
Rado 6 Recessed
(LLTH # URA-40692)

LiGMAN LIGHTING USA

1w LED 471 Lumens
IP65 • Suitable For Wet Locations
IK09 • Impact Resistant (Vandal Resistant)
Weight 6 lbs

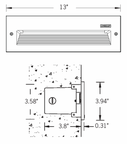

Construction

Aluminum Casting
Less than 0.1% copper content – Marine Grade 6060 extruded & LMB Aluminum High Pressure die casting provides excellent mechanical strength , clean detailed product lines and excellent heat dissipation.

Pre paint
8 step degrease and phosphate process that includes deoxidizing and etching as well as a zinc and nickel phosphate process before product painting.

Memory Retentive -Silicon Gasket
Provided with special injection molded "fit for purpose" long life high-temperature memory retentive silicon gasket. Maintains the gaskets exact profile and seal over years of use and compression.

Thermal management
LMB Aluminum is used for its excellent mechanical strength and thermal dissipation properties in low and high ambient temperatures. The superior thermal heat sink design by Ligman and in conjunction with the driver, controls thermals below critical temperature range to ensure maximum luminous flux output, as well as providing long LED service life and ensuring less than 10% lumen depreciation at 50,000 hours.

Surge Suppression
Standard 10kv surge suppressor provided with all fixtures.

BUG Rating
B1 - U2 - G1

Finishing
All Ligman products go through an extensive finishing process that includes fettling to improve paint adherence.

Paint
UV Stabilized 4.9Mil thick powder coat paint and baked at 200 Deg C. This process ensures that Ligman products can withstand harsh environments. Rated for use in natatoriums.

Inspired by Nature Finishes
The Inspired by nature Finishing is a unique system of decorative powder coating. Our metal decoration process can easily transform the appearance of metal or aluminum product into a wood grain finish.

This patented technology enables the simulation of wood grain, and even marble or granite finish through the use of decorative powder coating.

The wood grain finish is so realistic that it's almost undistinguishable from real wood, even from a close visual inspection. The system of coating permeates the entire thickness of the coat and as a result, the coating cannot be removed by normal rubbing, chipping, or scratching.

The Coating Process
After pre-treatment the prepared parts are powder coated with a specially formulated polyurethane powder. This powder provides protection against wear, abrasion, impact and corrosion and acts as the relief base color for the finalized metal decoration.

The component is then wrapped with a sheet of non-porous film with the selected decoration pattern printed on it using special high temperature inks.

This printed film transfer is vacuum-sealed to the surface for a complete thermo print and then transferred into a customized oven. The oven transforms the ink into different forms within the paint layer before it becomes solid. Finally, the film is removed, and a vivid timber look on aluminum remains.

Wood grain coating can create beautiful wood-looking products of any sort. There are over 300 combinations of designs currently in use. Wood grains can be made with different colors, designs, etc.

Our powder coatings are certified for indoor and outdoor applications and are backed by a comprehensive warranty. These coatings rise to the highest conceivable standard of performance excellence and design innovation.

Added Benefits
• Resistance to salt-acid room, accelerated aging
• Boiling water, lime and condensed water resistant
• Anti-Graffiti, Anti-Slip, Anti-Microbial, Anti-Scratch
• Super durable (UV resistant)
• TGIC free (non-toxic)

Hardware
Provided Hardware is Marine grade 316 Stainless steel.

Anti Seize Screw Holes
Tapped holes are infused with a special anti seize compound designed to prevent seizure of threaded connections, due to electrolysis from heat, corrosive atmospheres and moisture.

Crystal Clear Low Iron Glass Lens
Provided with tempered, impact resistant crystal clear low iron glass ensuring no green glass tinge.

Optics & LED
Precise optic design provides exceptional light control and precise distribution of light. LED CRI > 80

Lumen – Maintenance Life
LBD 0910 at 50,000 hours (This means that at least 90% of the LED still achieve 80% of their original flux)

Sturdy classic wall-recessed pathway and stair luminaire. Simple pleasing aesthetic and sturdy construction, perfect for retrofit applications with its multiple sizes offered.

A range of rectangular and square wall recessed luminaires, with an indirect optical system, offering high vandal resistance. Suitable for indoor or outdoor applications. The recessed LED eliminates all discomfort glare as light is directed to the ground providing illumination where it is needed and minimising light spill.
This luminaire is provided with a powdercoated high pressure die-cast aluminum back box and can be pre shipped to the jobsite for cement pour or masonry applications.
This fixture is suitable for lighting footpaths, stairs, squares and entrances.

The Rado range has a matching bollard offering to complement the recessed product. See bollard section on the Ligman website.

All Ligman fixtures can be manufactured using a special pre-treatment and coating process that ensures the fixture can be installed in natatoriums as well as environments with high concentrations of chlorine or salt and still maintain the 5 year warranty. For this natatorium rated process please specify NAT in options.



CITY OF FLAGSTAFF & TURTLE FRIENDLY COMPLIANT



Narrow-Spectrum Amber LEDs
Peak wavelength between 585 & 595 nanometers and a full width of 50% power no greater than 15 nanometers.

7 LIGHT TYPE SG
A801 N.T.S.

KLIK USA
2840 N Brookfield Rd, Suite 3
Brookfield, WI 53045
PH: 262.505.5124
FX: 262.753.6582
www.kliksa.com
sales@kliksa.com

MISTIK 028 CYL SPEC SHEET

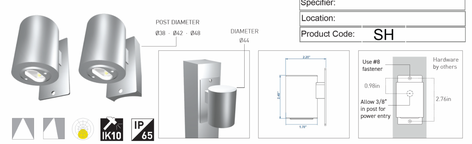

Project Name:
Specifier:
Location:
Product Code: SH

IK10 | IP65

Optics	Reflector				
Beam Angle	symmetrical			asymmetrical	
lm	W	mA	System Lumens[1]		
165	1.4	350	126		123
235	2	500	179		174
284	2.5	700	216		211
Colour	2200K 2700K 3000K 4000K 5000K Red Green Blue Amber PC Amber				
CRI	80-85				
Binning	2 McAdam Step				
Fixture Driver	Output 350 - 700mA Constant Current (Provided with fixture based on selected wattage, Compatible with KLIK 24VDC power supply)				
Control	0-10V - DMX* - DALI				
Mounting	By others - 0.26in hole provided top and bottom for surface mounting				
Distribution	symmetric asymmetric soft symmetric soft asymmetric frost symmetric frost asymmetric				
Weight	0.1lbs				

* DMX control is for overall dimming only and not for individually addressed LEDpixels
1 Lumen output based on 4000K

MTK028KAPSD 20320904

Product Codes Follow the steps to specify your fixture. Enter Product Code in field at top of page. Example: **LPMISTIK028CYL30KA2.0WFLD**

Fixture Type	Color[1]	Distribution	Wattage	Lens[2]	Mounting	Custom Bezel[3,4]
LPMISTIK028 CYL	**22K** 2200K **27K** 2700K **30K** 3000K **35K** 3500K **40K** 4000K **50K** 5000K **AMB** Amber **PCA** Phosphor-Converted Amber	**A** Asymmetric **S** Symmetric	**1.4W** 1.4 Watts **2.0W** 2.0 Watts **2.5W** 2.5 Watts	**FLD** Clear Flood (Standard) **FRS** Frosted **SFT** Light Filter	**FLT** Flat Surface **P38** 1.5" OD post **P42** 1.66" OD post **P48** 1.90" OD post	**DUL** Dull Black Coloring **RAL** RAL # Custom Bezel Colors (request color guide)

1. Other colors on request.
2. Clear FLD (Flood lens standard, FRS is heavy opaque; SFT is light filter.
3. Specify RAL# (additional charge)
4. *Additional charges and lead time apply for this feature.*
5. Colored anodized bezel available, contact factory.

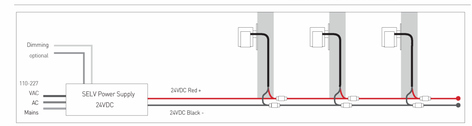

R2.0 20210922 | KLIK MISTIK 028 | Page 1 of 1

8 LIGHT TYPE SH
A801 N.T.S.

UPRA-10021
Prague 3 Large Bollard

microVos TECHNOLOGY

LIGMAN LIGHTING USA

A new contemporary bollard design family, meeting Dark Sky requirements, utilizing MicroVos Technology to get maximum spacing and excellent uniformity.

Small, medium and large size LED bollards incorporates optional symmetrical and asymmetrical light distributions, in a variety of different heights. Clean architectural design with no visible hardware, at the top of the luminaire are the further characteristics of this bollard. Ideal for lighting pathways, entrances, square, and terraces.

Color temperature from 2700K, 3000K, 3500K and 4000K, LED CRI >80. Aluminum housing and extruded aluminium column with high corrosion resistance. Stainless steel fasteners in grade 316. Durable silicone rubber gasket and clear toughened glass. Powder coating with high corrosion resistance and chemical chromatized protection.

To meet International Dark Sky criteria, 3000k or warmer LEDs must be selected.

Construction

Aluminum
Less than 0.1% copper content – Marine Grade 6060 extruded & LM6 Aluminum High Pressure die casting provides excellent mechanical strength , clean detailed product lines and excellent heat dissipation.

Pre paint
A step degrease and phosphate process that includes deoxidizing and etching as well as a zinc and nickel phosphate process before product painting.

Memory Retentive :Silicon Gasket
Provided with special injection molded "fit for purpose" long life high temperature memory retentive silicon gaskets. Maintains the gaskets exact profile and seal over years of use and compression.

Thermal management
LM6 Aluminum is used for its excellent mechanical strength and thermal dissipation properties in low and high ambient temperatures. The superior thermal heat sink design by Ligman used in conjunction with the driver, controls thermals below critical temperature range to ensure maximum luminous flux output, as well as providing long LED service life and ensuring less than 10% lumen depreciation at 50,000 hours.

Surge Suppression
Standard 10kv surge suppressor provided with all fixtures.

BUG Rating
B1 - U0 - G0

Finishing
All Ligman products go through an extensive finishing process that includes fettling to improve paint adherence.

Paint
UV Stabilized 4.9Mil thick powder coat paint and baked at 200 Deg C. This process ensures that Ligman products can withstand harsh environments. Rated for use in natatoriums.

Inspired by Nature Finishes
The Inspired by nature Finishing is a unique system of decorative powder coating. Our metal decoration process can easily transform the appearance of metal or aluminum product into a wood grain finish.

This patented technology enables the simulation of wood grain, and even marble or granite finish through the use of decorative powder coating.

The wood grain finish is so realistic that it's almost undistinguishable from real wood, even from a close visual inspection. The system of coating permeates the entire thickness of the coat and as a result, the coating cannot be removed by normal rubbing, chipping, or scratching.

The Coating Process
After pre-treatment the prepared parts are powder coated with a specially formulated polyester powder. This powder provides protection against wear, abrasion, impact and corrosion and acts as the relief base color for the finalized metal decoration.

The component is then wrapped with a sheet of non-porous film with the selected decoration pattern printed on it using special high temperature inks.

This printed film transfer is vacuum-sealed to the surface for a complete thermo print and then transferred into a customized oven. The oven transforms the ink into different forms within the paint layer before it becomes solid. Finally, the film is removed, and a vivid timber look on aluminum remains.

Wood grain coating can create beautiful wood-looking products for any sort. There are over 300 combinations of designs currently in use. Wood grains can be made with different colors, designs, etc.

Our powder coatings are certified for indoor and outdoor applications and are backed by a comprehensive warranty. These coatings rise to the highest conceivable standard of performance excellence and design innovation.

Added Benefits
- Resistance to salt-acid room, accelerated aging
- Boiling water, time and condensed water resistant
- Anti-Graffiti, Anti-Slip, Anti-Microbial, Anti-Scratch
- Super durable (UV resistant)
- TSDC free (non-toxic)

Hardware
Provided Hardware is Marine grade 316 Stainless steel.

Anti Seize Screw Holes
Tapped holes are infused with a special anti seize compound designed to prevent seizure of threaded connections, due to electrolysis from heat, corrosive atmospheres and moisture.

Crystal Clear Low Iron Glass Lens
Provided with tempered, impact resistant crystal clear low iron glass ensuring no green glass tinge.

Optics & LED
Precise optic design provides exceptional light control and precise distribution of light. LED CRI > 80

Lumen: - Maintenance Life
L80 >810 at 50,000 hours (This means that at least 90% of the LED still achieve 80% of their original flux)

microVos TECHNOLOGY

Ligman's micro Variable Optical System provides the ability to interchange, mix & rotate optics to provide specific light distributions for optimized spacing and uniformity.



The variable optic system allows for the designer to create hybrid distributions for precise lighting requirements.

1 A802 **LIGHT TYPE SI**
N.T.S.

UPRA-10011
Prague 2 Medium Bollard

microVos TECHNOLOGY

LIGMAN LIGHTING USA



A new contemporary bollard design family, meeting Dark Sky requirements, utilizing MicroVos Technology to get maximum spacing and excellent uniformity.

Small, medium and large size LED bollards incorporates optional symmetrical and asymmetrical light distributions, in a variety of different heights. Clean architectural design with no visible hardware, at the top of the luminaire are the further characteristics of this bollard. Ideal for lighting pathways, entrances, square, and terraces.

Color temperature from 2700K, 3000K, 3500K and 4000K, LED CRI >80. Aluminum housing and extruded aluminium column with high corrosion resistance. Stainless steel fasteners in grade 316. Durable silicone rubber gasket and clear toughened glass. Powder coating with high corrosion resistance and chemical chromatized protection.

To meet International Dark Sky criteria, 3000k or warmer LEDs must be selected.

Construction

Aluminum
Less than 0.1% copper content – Marine Grade 6060 extruded & LM6 Aluminum High Pressure die casting provides excellent mechanical strength , clean detailed product lines and excellent heat dissipation.

Pre paint
A step degrease and phosphate process that includes deoxidizing and etching as well as a zinc and nickel phosphate process before product painting.

Memory Retentive :Silicon Gasket
Provided with special injection molded "fit for purpose" long life high temperature memory retentive silicon gaskets. Maintains the gaskets exact profile and seal over years of use and compression.

Thermal management
LM6 Aluminum is used for its excellent mechanical strength and thermal dissipation properties in low and high ambient temperatures. The superior thermal heat sink design by Ligman used in conjunction with the driver, controls thermals below critical temperature range to ensure maximum luminous flux output, as well as providing long LED service life and ensuring less than 10% lumen depreciation at 50,000 hours.

Surge Suppression
Standard 10kv surge suppressor provided with all fixtures.

BUG Rating
B1 - U0 - G0

Finishing
All Ligman products go through an extensive finishing process that includes fettling to improve paint adherence.

Paint
UV Stabilized 4.9Mil thick powder coat paint and baked at 200 Deg C. This process ensures that Ligman products can withstand harsh environments. Rated for use in natatoriums.

Inspired by Nature Finishes
The Inspired by nature Finishing is a unique system of decorative powder coating. Our metal decoration process can easily transform the appearance of metal or aluminum product into a wood grain finish.

This patented technology enables the simulation of wood grain, and even marble or granite finish through the use of decorative powder coating.

The wood grain finish is so realistic that it's almost undistinguishable from real wood, even from a close visual inspection. The system of coating permeates the entire thickness of the coat and as a result, the coating cannot be removed by normal rubbing, chipping, or scratching.

The Coating Process
After pre-treatment the prepared parts are powder coated with a specially formulated polyester powder. This powder provides protection against wear, abrasion, impact and corrosion and acts as the relief base color for the finalized metal decoration.

The component is then wrapped with a sheet of non-porous film with the selected decoration pattern printed on it using special high temperature inks.

This printed film transfer is vacuum-sealed to the surface for a complete thermo print and then transferred into a customized oven. The oven transforms the ink into different forms within the paint layer before it becomes solid. Finally, the film is removed, and a vivid timber look on aluminum remains.

Wood grain coating can create beautiful wood-looking products for any sort. There are over 300 combinations of designs currently in use. Wood grains can be made with different colors, designs, etc.

Our powder coatings are certified for indoor and outdoor applications and are backed by a comprehensive warranty. These coatings rise to the highest conceivable standard of performance excellence and design innovation.

Added Benefits
- Resistance to salt-acid room, accelerated aging
- Boiling water, time and condensed water resistant
- Anti-Graffiti, Anti-Slip, Anti-Microbial, Anti-Scratch
- Super durable (UV resistant)
- TSDC free (non-toxic)

Hardware
Provided Hardware is Marine grade 316 Stainless steel.

Anti Seize Screw Holes
Tapped holes are infused with a special anti seize compound designed to prevent seizure of threaded connections, due to electrolysis from heat, corrosive atmospheres and moisture.

Crystal Clear Low Iron Glass Lens
Provided with tempered, impact resistant crystal clear low iron glass ensuring no green glass tinge.

Optics & LED
Precise optic design provides exceptional light control and precise distribution of light. LED CRI > 80

Lumen: - Maintenance Life
L80 >810 at 50,000 hours (This means that at least 90% of the LED still achieve 80% of their original flux)

CITY OF FLAGSTAFF & TURTLE FRIENDLY COMPLIANT



Narrow-Spectrum Amber LEDs
Peak wavelength between 585 & 595 nanometers and a full width of 50% power no greater than 15 nanometers.

Additional Options (Consult Factory For Pricing)

microVos TECHNOLOGY

Ligman's micro Variable Optical System provides the ability to interchange, mix & rotate optics to provide specific light distributions for optimized spacing and uniformity.



The variable optic system allows for the designer to create hybrid distributions for precise lighting requirements.

2 A802 **LIGHT TYPE SI 1**
N.T.S.

Project		Catalog #		Type	SJ-SK
Prepared by		Notes		Date	

McGraw-Edison
TT TopTier

Parking Garage Luminaire

Product Features

Light Efficiency® 184

Product Certifications

ISO 9001 CSA Listed FC Compliant RoHS Compliant IP66 IDA Listed DLC Listed DLC Premium ENERGY STAR

Interactive Menu
- Ordering Information page 2
- Product Specifications page 2
- Optical Configurations page 2
- Mounting Details page 3
- Energy and Performance Data page 4
- Control Options page 5

Quick Facts
- Lumen packages range from 2,757 - 22,831
- Efficacies up to 146 lumens per watt
- Utilizes patented waveguide technology for maximum visual comfort
- Surface, pendant, trunnion, wall and direct conduit mount options

Connected Systems
- Wavelinx Lite
- Synapse

Dimensional Details

SURFACE MOUNT
CQ, MQ, WQ and RW: D1-D6
DL: D1-D4
Base luminaire weight: 18.2 lbs (8.3 kg)

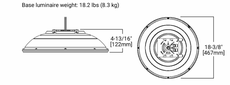

SURFACE MOUNT
CQ, MQ, WQ and RW: D7+
DL: D5+
Base luminaire weight: 20.1 lbs (9.1 kg)

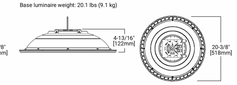

NOTES:
1. Visit http://www.designlights.org/search to confirm qualification. Not all product variations are DLC qualified.
2. CCT Certified for 5000K CCT and warmer only.

COOPER Lighting Solutions

PSS150011EN page 1
February 26, 2024 6:01 PM

3 A802 **LIGHT TYPE SJ-SK**
N.T.S.

UGI-31651
Gino 3 Type I, II, III, IV & V Up/Downlight

LIGMAN LIGHTING USA

Façade-mounted building and area lighting range. Sleek, compact and expansive luminaire family with lighting packages and optics to address any need.

A range of small, square and rectangular wall mounted luminaires with options of upward or downward light distributions. Ideally suited to illuminate the wall and surfaces in front of wall and for light accents on vertical surfaces using high efficiency LEDs. The Gino is suitable for indoor and outdoor applications and provides a clean, visually appealing solution for small, unobtrusive wall mounted luminaires.

This luminaire is available in 2 different sizes and in combinations of down, up or up/down light distributions. The Gino 1 and Gino 2 have a decorative spike option for added lighting effects. The Gino 1 and 2 mounts over a 3" octagonal junction box, a 4" j-box cover plate is available upon request. Clear lens standard.

Construction

Aluminum
Less than 0.1% copper content – Marine Grade 6060 extruded & LM6 Aluminum High Pressure die casting provides excellent mechanical strength , clean detailed product lines and excellent heat dissipation.

Pre paint
A step degrease and phosphate process that includes deoxidizing and etching as well as a zinc and nickel phosphate process before product painting.

Memory Retentive :Silicon Gasket
Provided with special injection molded "fit for purpose" long life high temperature memory retentive silicon gaskets. Maintains the gaskets exact profile and seal over years of use and compression.

Thermal management
LM6 Aluminum is used for its excellent mechanical strength and thermal dissipation properties in low and high ambient temperatures. The superior thermal heat sink design by Ligman used in conjunction with the driver, controls thermals below critical temperature range to ensure maximum luminous flux output, as well as providing long LED service life and ensuring less than 10% lumen depreciation at 50,000 hours.

Surge Suppression
Standard 10kv surge suppressor provided with all fixtures.

BUG Rating
B0 - U4 - G0

Finishing
All Ligman products go through an extensive finishing process that includes fettling to improve paint adherence.

Paint
UV Stabilized 4.9Mil thick powder coat paint and baked at 200 Deg C. This process ensures that Ligman products can withstand harsh environments. Rated for use in natatoriums.

Inspired by Nature Finishes
The Inspired by nature Finishing is a unique system of decorative powder coating. Our metal decoration process can easily transform the appearance of metal or aluminum product into a wood grain finish.

This patented technology enables the simulation of wood grain, and even marble or granite finish through the use of decorative powder coating.

The wood grain finish is so realistic that it's almost undistinguishable from real wood, even from a close visual inspection. The system of coating permeates the entire thickness of the coat and as a result, the coating cannot be removed by normal rubbing, chipping, or scratching.

The Coating Process
After pre-treatment the prepared parts are powder coated with a specially formulated polyester powder. This powder provides protection against wear, abrasion, impact and corrosion and acts as the relief base color for the finalized metal decoration.

The component is then wrapped with a sheet of non-porous film with the selected decoration pattern printed on it using special high temperature inks.

This printed film transfer is vacuum-sealed to the surface for a complete thermo print and then transferred into a customized oven. The oven transforms the ink into different forms within the paint layer before it becomes solid. Finally, the film is removed, and a vivid timber look on aluminum remains.

Wood grain coating can create beautiful wood-looking products for any sort. There are over 300 combinations of designs currently in use. Wood grains can be made with different colors, designs, etc.

Our powder coatings are certified for indoor and outdoor applications and are backed by a comprehensive warranty. These coatings rise to the highest conceivable standard of performance excellence and design innovation.

Added Benefits
- Resistance to salt-acid room, accelerated aging
- Boiling water, time and condensed water resistant
- Anti-Graffiti, Anti-Slip, Anti-Microbial, Anti-Scratch
- Super durable (UV resistant)
- TSDC free (non-toxic)

Hardware
Provided Hardware is Marine grade 316 Stainless steel.

Anti Seize Screw Holes
Tapped holes are infused with a special anti seize compound designed to prevent seizure of threaded connections, due to electrolysis from heat, corrosive atmospheres and moisture.

Crystal Clear Low Iron Glass Lens
Provided with tempered, impact resistant crystal clear low iron glass ensuring no green glass tinge.

Optics & LED
Precise optic design provides exceptional light control and precise distribution of light. LED CRI > 80

Lumen: - Maintenance Life
L80 >810 at 50,000 hours (This means that at least 90% of the LED still achieve 80% of their original flux)

CITY OF FLAGSTAFF & TURTLE FRIENDLY COMPLIANT

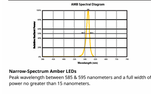

Narrow-Spectrum Amber LEDs
Peak wavelength between 585 & 595 nanometers and a full width of 50% power no greater than 15 nanometers.

Additional Options (Consult Factory For Pricing)

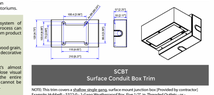

NOTE This trim covers a 4'x4'x4' single gang surface mount junction box (Provided by contractor). Example Hubbell - 5322-0 - 1-Gang Weatherproof Box, Free 1/2" in. Threaded Outlets - or - 5322-1 - 1-Gang Weatherproof Box, Five 3/4 in. Threaded Outlets



4 A802 **LIGHT TYPE SW**
N.T.S.

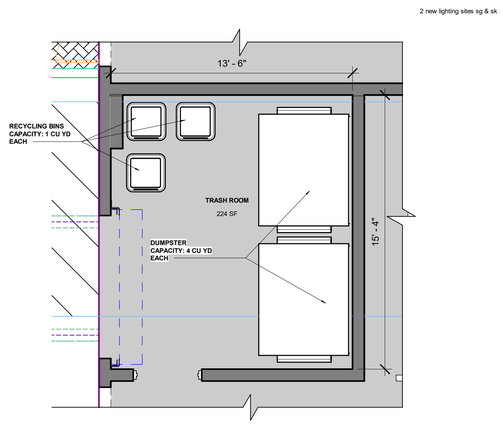

5 A802 **ENLARGED PLAN - TRASH ROOM DETAIL**
SCALE: 1/4" = 1'-0"

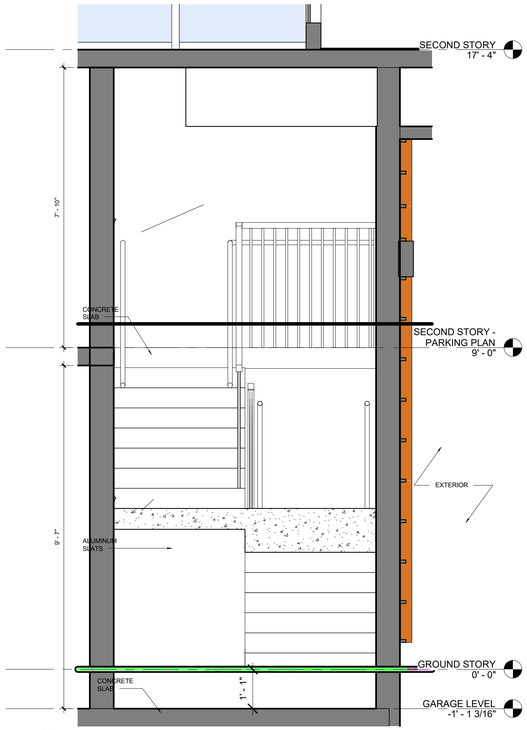

6 A802 **GORUND STORY LOUVER SCREEN DETAIL 1**
SCALE: 1/2" = 1'-0"

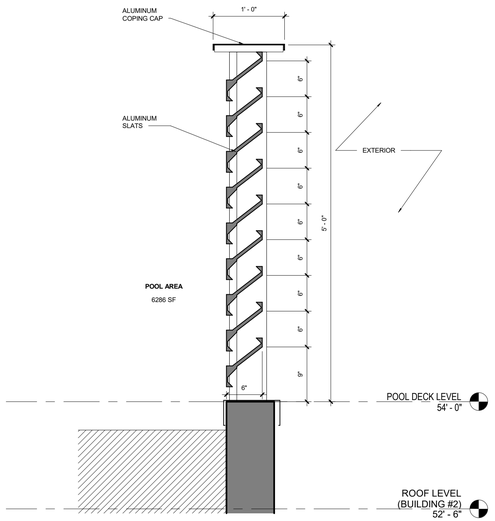

7 A802 **ALUMINUM LOUVERS SCREEN DETAIL 1**
SCALE: 1" = 1'-0"

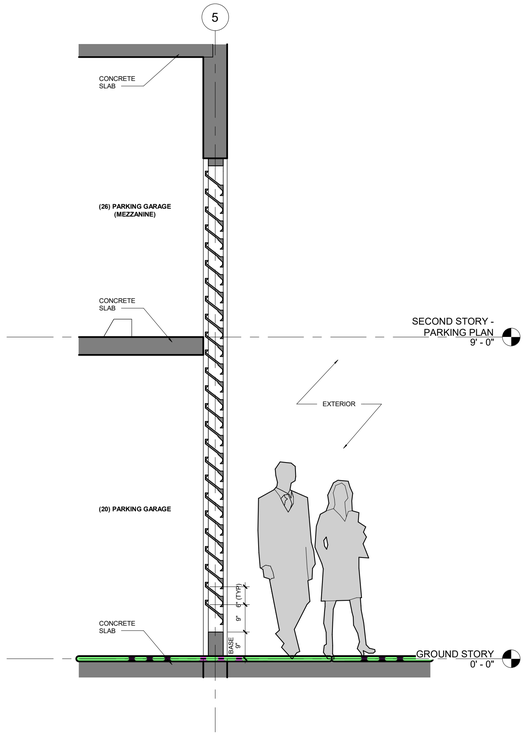

8 A802 **GROUND STORY LOUVER SCREEN DETAIL 2**
SCALE: 1/2" = 1'-0"

NETTA ARCHITECTS
621 NW 53rd Street, Suite 270
Boca Raton, Florida 33487
(o) 561-295-4500
www.nettaarchitects.com
CERTIFICATE OF AUTHENTICATION M18000001650

STATE OF FLORIDA
NICHOLAS J. NETTA
AR95815
REGISTERED ARCHITECT

DATE OF SEAL: 11/19/2025

NICHOLAS J. NETTA, AIA, NCARB
FL REGISTRATION No. AR98615

FRANCISCO J. MELENDEZ, SR., AIA
FL REGISTRATION No. AR101881

HONG JIN, LEED, AIA
FL REGISTRATION No. AR102237

MULTIFAMILY RESIDENTIAL BUILDING

109 S.E. 5th AVENUE
DELRAY BEACH, 33483 FL

SITE PLAN REVIEW SET

Submissions

Revisions

No:	DATE:	DESCRIPTION:
1	06-13-2024	TAC REVISION
2	07-03-2025	TAC REVISION 2
3	09-19-2025	TAC REVISION 3

DATE:	11-01-2024
DESIGNER:	MA
MODELED:	CC
CHECKED:	MF
NETTA PROJECT #:	2221704_FL

Drawing title

DETAILS

Drawing no.

A802

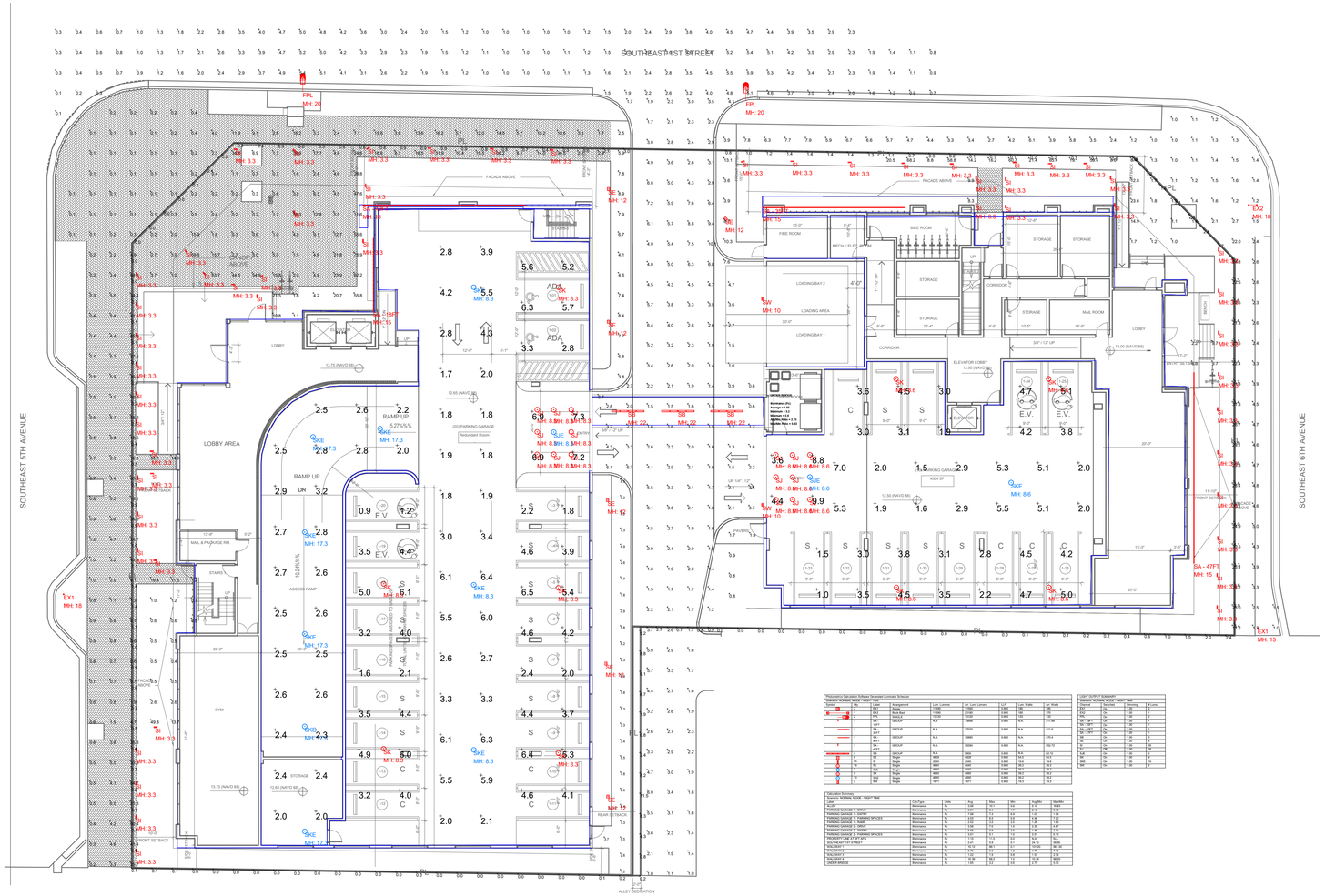

1 GROUND AND PARKING - PHOTOMETRICS PLAN
1/16" = 1'-0"

Photometric Calculation Software Generated Luminaire Schedule
Scenario: NORMAL MODE - MIDDY TIME

Symbol	Qty	Label	Arrangement	Lum Lumens	Avg Lum Lumens	LLF	Lum Watts	Avg Watts
	1	SA	Single	10000	10000	0.900	100	100
	1	EX2	Back Back	21000	21000	0.900	180	170
	1	EX1	Back Back	21000	21000	0.900	180	170
	1	SF-1 SF-2	GROUP	N.A.	19800	0.900	N.A.	317.00
	1	SF-3 SF-4	GROUP	N.A.	27000	0.900	N.A.	411.0
	1	SF-5 SF-6	GROUP	N.A.	35880	0.900	N.A.	475.0
	1	SF-7 SF-8	GROUP	N.A.	39504	0.900	N.A.	583.70
	2	SB	GROUP	N.A.	7800	0.900	N.A.	62.3
	9	SC	Single	4000	4000	0.900	36.0	34.3
	9	SD	Single	4000	4000	0.900	36.0	34.3
	9	SE	Single	4000	4000	0.900	36.0	34.3
	9	SF	Single	4000	4000	0.900	36.0	34.3
	9	SG	Single	4000	4000	0.900	36.0	34.3
	9	SGE	Single	N/A	N/A	0.900	N.A.	N.A.

Calculation Summary
Scenario: NORMAL MODE - MIDDY TIME

Label	CalcType	Units	Avg	Max	Min	Avg/Min	Max/Min
PARKING GARAGE 1 - DRIVE	Illuminance	fc	1.07	7.3	0.0	1.07	7.30
PARKING GARAGE 1 - DRIVE	Illuminance	fc	1.01	8.2	0.1	1.12	8.20
PARKING GARAGE 1 - DRIVE	Illuminance	fc	1.08	7.1	0.0	1.05	7.08
PARKING GARAGE 1 - PARKING SPACES	Illuminance	fc	1.02	8.6	0.1	1.12	8.60
PARKING GARAGE 1 - RAMP	Illuminance	fc	1.01	7.3	0.1	1.08	7.30
PARKING GARAGE 1 - RAMP UP	Illuminance	fc	1.07	8.2	0.1	1.07	8.20
PARKING GARAGE 1 - DRIVE	Illuminance	fc	0.99	6.5	0.2	1.06	6.50
PARKING GARAGE 1 - PARKING SPACES	Illuminance	fc	1.02	8.6	0.1	1.12	8.60
PROPERTY LINE (FOR EVERY SPACE)	Illuminance	fc	1.00	5.3	0.2	1.11	5.30
SOUTHEAST 1ST STREET	Illuminance	fc	1.01	5.5	0.1	10.10	55.00
SOUTHEAST 5TH AVE	Illuminance	fc	0.70	3.1	0.0	14.00	62.0
WALKWAY 1	Illuminance	fc	1.10	8.1	0.1	11.00	81.0
WALKWAY 2	Illuminance	fc	1.10	7.8	0.0	1.10	7.80
WALKWAY 3	Illuminance	fc	1.08	8.2	0.1	1.08	8.20
UNDER BRIDGE	Illuminance	fc	1.00	5.3	0.0	2.75	5.30

LIGHT OUTPUT SUMMARY
Scenario: NORMAL MODE - MIDDY TIME

Symbol	Qty	Symbol	Lumens	Watts
EX1	1x		1.0	1
EX2	1x		1.0	1
SA - 47FT	1x		1.0	1
SB - 15FT	2x		1.0	1
SC - 15FT	9x		1.0	1
SD - 15FT	9x		1.0	1
SE - 15FT	9x		1.0	1
SF	9x		1.0	1
SG	9x		1.0	1
SGE	9x		1.0	1
SK	2x		1.0	2
SKE	2x		1.0	2
SP	1x		1.0	1
SW	9x		1.0	1
SWE	9x		1.0	1

NOTES:

- ALL PROPOSED LIGHTING FIXTURES WILL BE CUT-OFF LUMINAIRES, NOT EXTENDING BEYOND THE HEIGHT OF THE BUILDING.
- REFER TO SHEETS A801 AND A802 FOR LIGHT FIXTURES SPECS.

PNC Bank

LIGHTING FIXTURE SCHEDULE

TYPE	DESCRIPTION	MANF	CATALOG NUMBER	VOLT	LAMP COLOR	LUMENS	LAMP TYPE	DIM TYPE	WATTS	MOUNTING	NOTES
5A	LED LINEAR WALL WASH	ACCLAIM	LNO7-COLC-OPT1 / LNFC10 / LNLC1	UNV	3000K	772 LM/FT	LED	0-10V	8W/FT	SURFACE	
5B	8' LED LINEAR LUMINAIRE - WET LOCATION	AXIS	WBSLED-700-80-30-S-8-FINISH-UNV-DP-1-SC-FEED	UNV	3000K	700 LM/FT	LED	0-10V	7.7W/FT	SURFACE	
5C	LED OUTDOOR STRIP	ACCLAIM	FDH-22"-XAQN	24V	3000K	244 LM/FT	LED	DMX	4.57W/FT	SURFACE	NOTE 2
5D	BUILT-IN GAZEBO LUMINAIRE	TBD	OWNER FURNISHED / CONTRACTOR INSTALLED	TBD	TBD	TBD	TBD	TBD	TBD	SURFACE	
5E	LED ALLEY LUMINAIRE	LIGMAN	ULI-21241-55W-TX-W30-FINISH-12'-120/277V	UNV	3000K	6193	LED	N/A	55W	12' POLE	
5F	LED WALL LUMINAIRE	LIGMAN	UAB-30001-14W-W30-FINISH-120/277	UNV	3000K	783	LED	N/A	14W	WALL SURFACE	NOTE 1
5FE	LED WALL LUMINAIRE ON EMERGENCY VIA INVERTER	LIGMAN	UAB-30001-14W-W30-FINISH-120/277	UNV	3000K	783	LED	N/A	14W	WALL SURFACE	NOTE 1
5G	LED STAIR LUMINAIRE	LIGMAN	URA40681-11W-W30-FINISH-120/277	UNV	3000K	471	LED	N/A	11W	WALL SURFACE	NOTE 1
5GE	LED STAIR LUMINAIRE ON EMERGENCY VIA INVERTER	LIGMAN	URA40681-11W-W30-FINISH-120/277	UNV	3000K	471	LED	N/A	11W	WALL SURFACE	NOTE 1
5H	LED LIGHTING	KLIK	LPM5TW028-CYL-30K-S-2.5W-FRS	24V	3000K	216	LED	0-10V	2.5W	SURFACE	
5HE	LED LIGHTING ON EMERGENCY VIA INVERTER	KLIK	LPM5TW028-CYL-30K-S-2.5W-FRS	24V	3000K	216	LED	0-10V	2.5W	SURFACE	
5I	LED BOLLARD	LIGMAN	UPRA-10022-20W-^^W30-FINISH-120/277V	UNV	3000K	2422	LED	N/A	20W	SURFACE	NOTE 1
5IE	LED BOLLARD ON EMERGENCY VIA INVERTER	LIGMAN	UPRA-10022-20W-^^W30-FINISH-120/277V	UNV	3000K	2422	LED	N/A	20W	SURFACE	NOTE 1
5IS	LED BOLLARD	LIGMAN	UPRA-10011-14W-^^W30-FINISH-120/277V	UNV	3000K	1385	LED	N/A	14W	SURFACE	NOTE 1
5ISE	LED BOLLARD ON EMERGENCY VIA INVERTER	LIGMAN	UPRA-10011-14W-^^W30-FINISH-120/277V	UNV	3000K	1385	LED	N/A	14W	SURFACE	NOTE 1
5J	LED ENTRY PARKING GARAGE LUMINAIRE	MCGRAW-EDISON	TT-D2-830-U-CQ-FINISH	UNV	3000K	4640	LED	0-10V	39.2W	SURFACE	
5JE	LED ENTRY PARKING GARAGE LUMINAIRE W/ BATTERY PACK	MCGRAW-EDISON	TT-D2-830-U-CQ-FINISH / IBP	UNV	3000K	4640	LED	0-10V	39.2W	SURFACE	
5K	LED PARKING GARAGE LUMINAIRE	MCGRAW-EDISON	TT-D2-830-U-WQ-FINISH	UNV	3000K	4695	LED	0-10V	39.2W	SURFACE	
5KE	LED PARKING GARAGE LUMINAIRE W/ BATTERY PACK	MCGRAW-EDISON	TT-D2-830-U-WQ-FINISH / IBP	UNV	3000K	4695	LED	0-10V	39.2W	SURFACE	
5P	POOL LUMINAIRE	TBD	OWNER FURNISHED / CONTRACTOR INSTALLED	TBD	TBD	TBD	TBD	TBD	TBD	POOL SURFACE	
5W	LED WALL LUMINAIRE	LIGMAN	UGI-31651-2X10W-T1-T4-W30-FINISH-120/277	UNV	3000K	(2) 982	LED	N/A	(2) 10W	SURFACE	NOTE 1
5WE	LED WALL LUMINAIRE ON EMERGENCY VIA INVERTER	LIGMAN	UGI-31651-2X10W-T1-T4-W30-FINISH-120/277	UNV	3000K	(2) 982	LED	N/A	(2) 10W	SURFACE	NOTE 1
FPL	FPL ROADWAY LUMINAIRE	AEL	ATB2 400LEDE10 ** R4 4K-5K HSS	TBD	4000K-5000K	13120	LED	TBD	133W	20' EXISTING POLE	
EX1	EXISTING LIGHT POLE	STREETWORKS	ANE-15W-^-2-33	120V	N/A	11590	TBD	N/A	150W	18' EXISTING POLE	NOTE 3
EX2	DOUBLE HEAD EXISTING LIGHT POLE	STREETWORKS	(2) ANE-15W-^-2-33	120V	N/A	(2) 11590	TBD	N/A	(2) 150W	18' EXISTING POLE	NOTE 3

FIXTURE SCHEDULE NOTES

NOTE 1: ADVISE FINISH

NOTE 2: ACCLAIM POWER SUPPLY REQUIRED, MODEL #ALC-480-24-C2

NOTE 3: FIXTURES MOUNTED ON 18' EXISTING POLE + 2' HEAD TO ACHIEVE 18' OVERALL HEIGHT

FOR QUESTIONS PERTAINING TO THIS FIXTURE SCHEDULE PLEASE CONTACT FOR QUESTIONS PERTAINING TO THIS FIXTURE SCHEDULE PLEASE CONTACT QUOTATIONS@LIGHTINGDYNAMICS.COM, (954) 944-0284

NETTA ARCHITECTS
621 NW 53rd Street, Suite 270
Boca Raton, Florida 33487
(o) 561-295-4500
www.nettaarchitects.com
CERTIFICATE OF AUTHENTICATION M18000001650

STATE OF FLORIDA
NICHOLAS J. NETTA
AR98615
REGISTERED ARCHITECT

DATE OF SEAL: 11/19/2025

NICHOLAS J. NETTA, AIA, NCARB
FL REGISTRATION No. AR98615
FRANCISCO J. MELENDEZ, SR., AIA
FL REGISTRATION No. AR101881
HONG JIN, LEED, AIA
FL REGISTRATION No. AR102237

Nicholas J. Netta

MULTIFAMILY RESIDENTIAL BUILDING

109 S.E. 5th AVENUE
DELRAY BEACH, 33483 FL

SITE PLAN REVIEW SET

Submissions

Revisions

No:	DATE:	DESCRIPTION:
1	06-13-2024	TAC REVISION
2	07-03-2025	TAC REVISION 2
3	09-19-2025	TAC REVISION 3

DATE:	11-01-2024
DESIGNER:	MA
MODELED:	AB
CHECKED:	MF
NETTA PROJECT #:	2221704_FL

Drawing title

SITE AND PARKING - PHOTOMETRICS PLAN

Drawing no.

A850

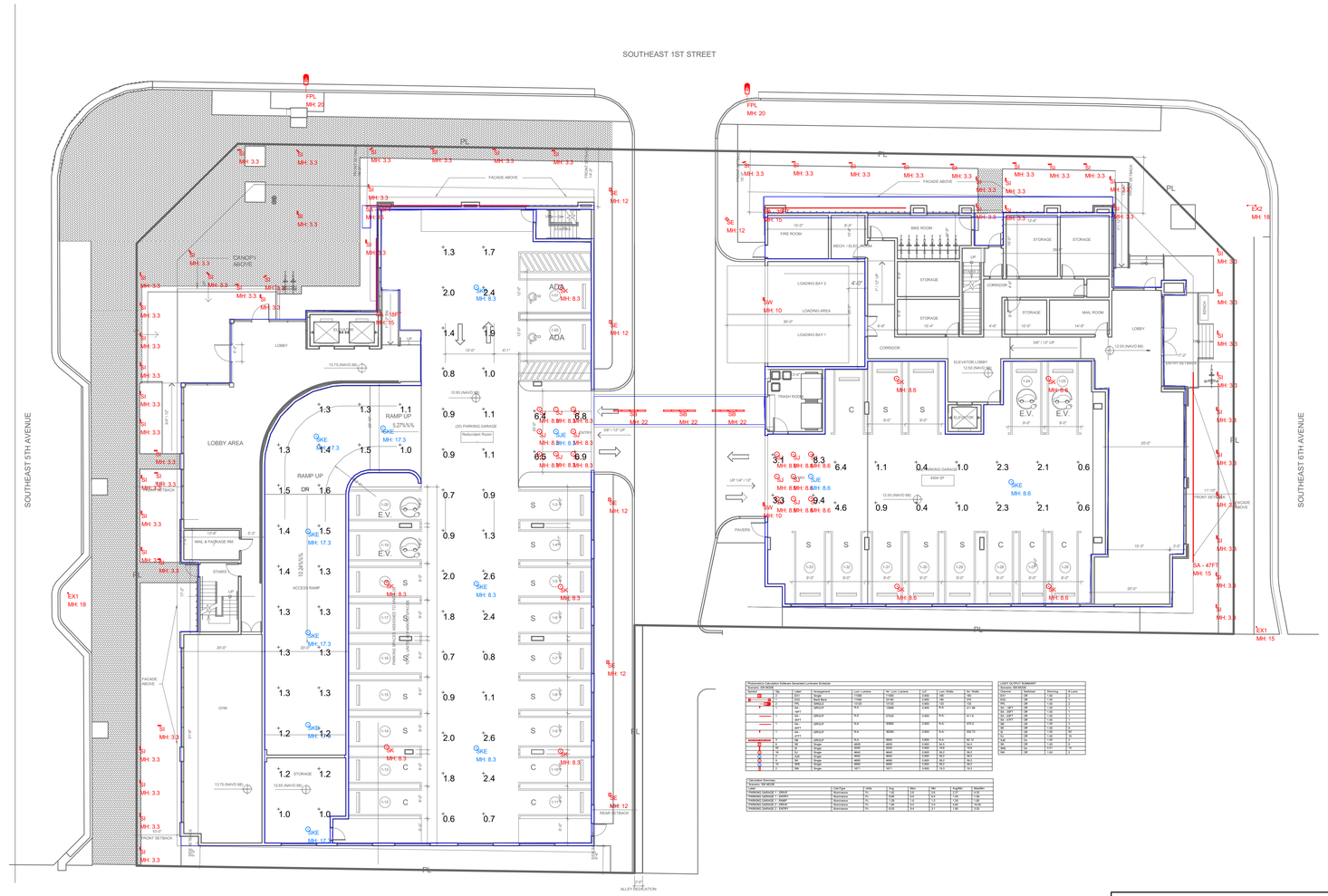

GROUND LEVEL - PHOTOMETRICS
1 EMERGENCY PLAN
1/16" = 1'-0"

Photometric Calculation Software Generated Luminaire Schedule
Symbol: SW MORE

Symbol	Qty	Label	Arrangement	Lum. Lumens	Min. Lum. Lumens	LLF	Lum. Watts	Avg. Watts
	2	EX1	Single	11000	11000	0.900	180	180
	2	EX2	Mirror Back	11000	11000	0.900	180	180
	1	FPL	Single	12120	12120	0.900	135	135
	1	SA	GROUP	N/A	12856	0.900	N/A	2113.46
		SA1						
	1	SA2	GROUP	N/A	12320	0.900	N/A	2113.46
		SA1						
	1	SA3	GROUP	N/A	12320	0.900	N/A	2113.46
		SA1						
	1	SB	GROUP	N/A	8084	0.900	N/A	378.01
		SB1						
	1	SB1	GROUP	N/A	8084	0.900	N/A	378.01
	1	SC	GROUP	N/A	5800	0.900	N/A	92.12
	8	SE	Single	4628	4628	0.900	14.1	14.1
	8	SF	Single	4628	4628	0.900	14.1	14.1
	8	SFE	Single	4628	4628	0.900	14.1	14.1
	4	SG	Single	8060	8060	0.900	35.2	35.2
	4	SGE	Single	8060	8060	0.900	35.2	35.2
	2	SH	Single	4027	4027	0.900	17.6	17.6
	2	SHE	Single	4027	4027	0.900	17.6	17.6

Calculation Summary
Symbol: SW MORE

Label	Calc Type	Units	Avg	Max	Min	Avg/Min	Max/Min
PARKING GARAGE 1_GRADE	Illuminance	Fc	1.22	6.4	0.0	1.27	1.19
PARKING GARAGE 1_RAMP	Illuminance	Fc	5.05	7.3	0.2	1.05	1.08
PARKING GARAGE 2_GRADE	Illuminance	Fc	1.22	6.4	0.0	1.27	1.19
PARKING GARAGE 2_RAMP	Illuminance	Fc	1.34	7.3	0.2	1.05	1.08
PARKING GARAGE 2_ENTRY	Illuminance	Fc	5.02	8.4	0.7	1.05	2.00

LIGHT CIRCUIT SUMMARY
Symbol: SW MORE

Circuit	Type	Watts	Fitting	# unit
EX1	OP	180	1.00	2
EX2	OP	180	1.00	2
FPL	OP	135	1.00	1
SA - 1ST	OP	135	1.00	1
SA - 2ND	OP	135	1.00	1
SA - 3RD	OP	135	1.00	1
SB - 1ST	OP	135	1.00	1
SB - 2ND	OP	135	1.00	1
SC	OP	135	1.00	1
SE	OP	14	1.00	8
SF	OP	14	1.00	8
SFE	OP	14	1.00	8
SG	OP	35	1.00	4
SGE	OP	35	1.00	4
SH	OP	18	1.00	2
SHE	OP	18	1.00	2

NOTES:

- ALL PROPOSED LIGHTING FIXTURES WILL BE CUT-OFF LUMINAIRES, NOT EXTENDING BEYOND THE HEIGHT OF THE BUILDING.
- REFER TO SHEETS A801 AND A802 FOR LIGHT FIXTURES SPECS.

PNC Bank

LIGHTING FIXTURE SCHEDULE

TYPE	DESCRIPTION	MANF	CATALOG NUMBER	VOLT	LAMP COLOR	LUMENS	LAMP TYPE	DIM TYPE	WATTS	MOUNTING	NOTES
5A	LED LINEAR WALL WASH	ACCLAIM	LN2^-COLC-OPTT / LNFC10 / LNLC^	UNV	3000K	772 LM/FT	LED	0-10V	8W/FT	SURFACE	
5B	8' LED LINEAR LUMINAIRE - WET LOCATION	AXIS	WBSLED700-80-30-S-8-FINISH-UNV-DP-1-SC-FEED	UNV	3000K	700 LM/FT	LED	0-10V	7.7W/FT	SURFACE	
5C	LED OUTDOOR STRIP	ACCLAIM	F2H-22^-XAQN	24V	3000K	244 LM/FT	LED	DMX	4.57W/FT	SURFACE	NOTE 2
5D	BUILT-IN GAZEBO LUMINARE	TBD	OWNER FURNISHED / CONTRACTOR INSTALLED	TBD	TBD	TBD	TBD	TBD	TBD	SURFACE	
5E	LED ALLEY LUMINARE	LIGMAN	LEL-21241-55W-TX-W30-FINISH-12^-120/277V	UNV	3000K	6193	LED	N/A	55W	12' POLE	
5F	LED WALL LUMINARE	LIGMAN	UAB-30001-14W-W30-FINISH-120/277	UNV	3000K	783	LED	N/A	14W	WALL SURFACE	NOTE 1
5FE	LED WALL LUMINARE ON EMERGENCY VIA INVERTER	LIGMAN	UAB-30001-14W-W30-FINISH-120/277	UNV	3000K	783	LED	N/A	14W	WALL SURFACE	NOTE 1
5G	LED STAIR LUMINARE	LIGMAN	URA40691-11W-W30-FINISH-120/277	UNV	3000K	471	LED	N/A	11W	WALL SURFACE	NOTE 1
5GE	LED STAIR LUMINARE ON EMERGENCY VIA INVERTER	LIGMAN	URA40691-11W-W30-FINISH-120/277	UNV	3000K	471	LED	N/A	11W	WALL SURFACE	NOTE 1
5H	LED LIGHTING	KLIK	LP6STRX028-CYL-30K-S-2.5W-FRS	24V	3000K	216	LED	0-10V	2.5W	SURFACE	
5HE	LED LIGHTING ON EMERGENCY VIA INVERTER	KLIK	LP6STRX028-CYL-30K-S-2.5W-FRS	24V	3000K	216	LED	0-10V	2.5W	SURFACE	
5I	LED BOLLARD	LIGMAN	UPRA-10022-20W-^^W30-FINISH-120/277V	UNV	3000K	2422	LED	N/A	20W	SURFACE	NOTE 1
5IE	LED BOLLARD ON EMERGENCY VIA INVERTER	LIGMAN	UPRA-10022-20W-^^W30-FINISH-120/277V	UNV	3000K	2422	LED	N/A	20W	SURFACE	NOTE 1
5J1	LED BOLLARD	LIGMAN	UPRA-10011-14W-^^W30-FINISH-120/277V	UNV	3000K	1385	LED	N/A	14W	SURFACE	NOTE 1
5J1E	LED BOLLARD ON EMERGENCY VIA INVERTER	LIGMAN	UPRA-10011-14W-^^W30-FINISH-120/277V	UNV	3000K	1385	LED	N/A	14W	SURFACE	NOTE 1
5J	LED ENTRY PARKING GARAGE LUMINARE	MCGRAW-EDISON	TT-D2-830-U-CQ-FINISH	UNV	3000K	4640	LED	0-10V	39.2W	SURFACE	
5JE	LED ENTRY PARKING GARAGE LUMINARE W/ BATTERY PACK	MCGRAW-EDISON	TT-D2-830-U-CQ-FINISH / BP	UNV	3000K	4640	LED	0-10V	39.2W	SURFACE	
5K	LED PARKING GARAGE LUMINARE	MCGRAW-EDISON	TT-D2-830-U-WQ-FINISH	UNV	3000K	4695	LED	0-10V	39.2W	SURFACE	
5KE	LED PARKING GARAGE LUMINARE W/ BATTERY PACK	MCGRAW-EDISON	TT-D2-830-U-WQ-FINISH / BP	UNV	3000K	4695	LED	0-10V	39.2W	SURFACE	
5P	POOL LUMINARE	TBD	OWNER FURNISHED / CONTRACTOR INSTALLED	TBD	TBD	TBD	TBD	TBD	TBD	POOL SURFACE	
5W	LED WALL LUMINARE	LIGMAN	UG-31651-2X10W-T1-T4-W30-FINISH-120/277	UNV	3000K	(2) 982	LED	N/A	(2) 10W	SURFACE	NOTE 1
5WE	LED WALL LUMINARE ON EMERGENCY VIA INVERTER	LIGMAN	UG-31651-2X10W-T1-T4-W30-FINISH-120/277	UNV	3000K	(2) 982	LED	N/A	(2) 10W	SURFACE	NOTE 1
FPL	FPL ROADWAY LUMINAIRE	AEL	ATB2 408LEDE10 ** R4 4K-9K HSS	TBD	4000K-5000K	13120	LED	TBD	135W	20' EXISTING POLE	
EX1	EXISTING LIGHT POLE	STREETWORKS	ANE-15W-^-2-33	120V	N/A	11590	TBD	N/A	150W	18' EXISTING POLE	NOTE 3
EX2	DOUBLE HEAD EXISTING LIGHT POLE	STREETWORKS	(2) ANE-15W-^-2-33	120V	N/A	(2) 11590	TBD	N/A	(2) 150W	18' EXISTING POLE	NOTE 3

FIXTURE SCHEDULE NOTES

NOTE 1: ADVISE FINISH

NOTE 2: ACCLAIM POWER SUPPLY REQUIRED, MODEL #ALD-400-24-C2

NOTE 3: FIXTURES MOUNTED ON 18' EXISTING POLE + 2' HEAD TO ACHIEVE 18' OVERALL HEIGHT

FOR QUESTIONS PERTAINING TO THIS FIXTURE SCHEDULE PLEASE CONTACT FOR QUESTIONS PERTAINING TO THIS FIXTURE SCHEDULE PLEASE CONTACT QUOTATIONS@LIGHTINGDYNAMICS.COM, (954) 944-0266

NETTA ARCHITECTS
621 NW 53rd Street, Suite 270
Boca Raton, Florida 33487
(o) 561-295-4500
www.nettaarchitects.com
CERTIFICATE OF AUTHENTICATION M18000001650

STATE OF FLORIDA
NICHOLAS J. NETTA
AR98615
REGISTERED ARCHITECT

DATE OF SEAL: 11/19/2025

NICHOLAS J. NETTA, AIA, NCARB
FL REGISTRATION No. AR98615
FRANCISCO J. MELENDEZ, SR., AIA
FL REGISTRATION No. AR101881
HONG JIN, LEED, AIA
FL REGISTRATION No. AR102237

MULTIFAMILY RESIDENTIAL BUILDING

109 S.E. 5th AVENUE
DELRAY BEACH, 33483 FL

Nicholas J. Netta

SITE PLAN REVIEW SET

Submissions

Revisions

No:	DATE:	DESCRIPTION:
1	06-13-2024	TAC REVISION
3	09-19-2025	TAC REVISION 3

DATE:	11-01-2024
DESIGNER:	MA
MODELED:	AB
CHECKED:	MF
NETTA PROJECT #:	2221704_FL

Drawing title

GROUND STORY - EMERGENCY PHOTOMETRICS PLAN

Drawing no.

A851

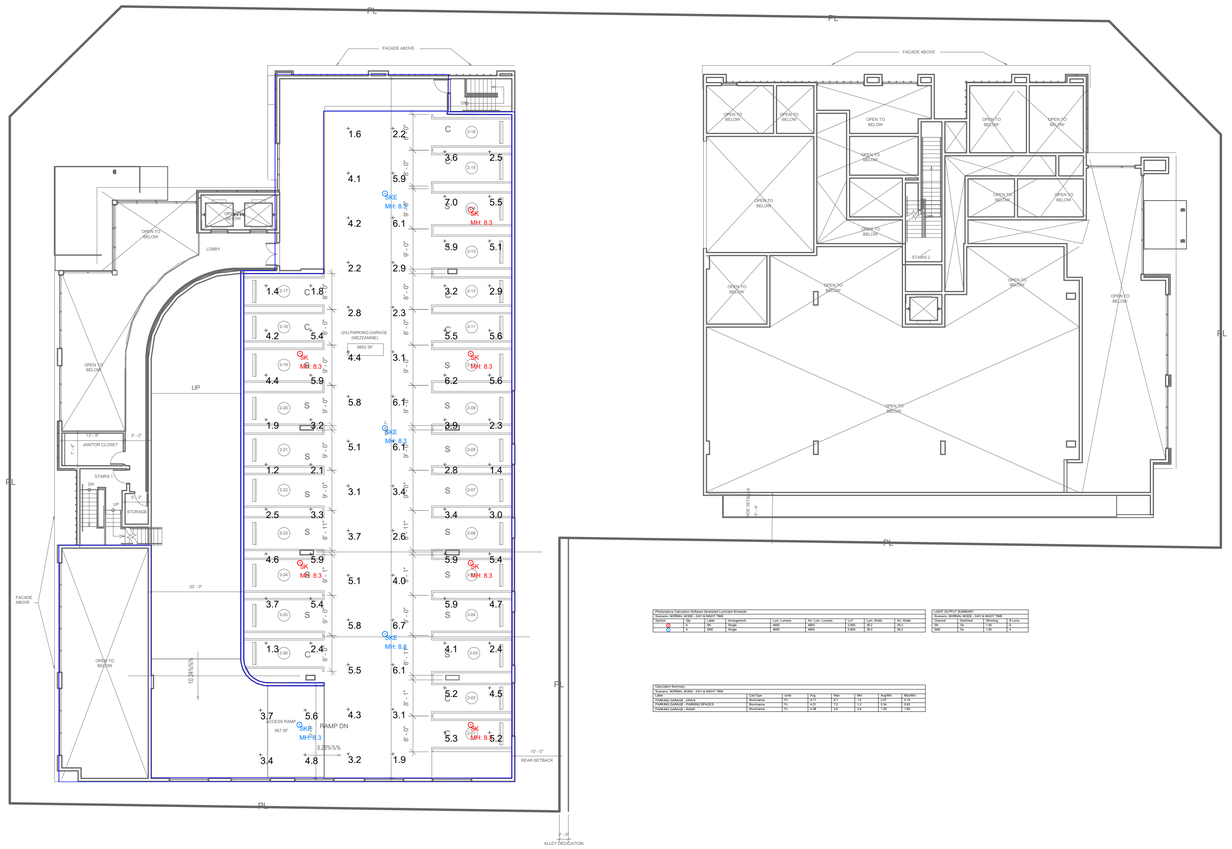

1 MEZZANINE PHOTOMETRICS PLAN
1/16" = 1'-0"

Photometrical Calculation Software Generated Luminaire Schedule
Project: NETTA ARCHITECTS - 109 SE 5th AVE - DELRAY BEACH

Symbol	Qty	Label	Arrangement	Lum. Lumens	Air Lum. Lumens	LLF	Lum. Watts	Sp. Watts
SKE	4	SKE	Single	4600	4600	0.900	30.0	30.0
MH	4	MH	Single	4600	4600	0.900	30.0	30.0

CODE DEMOW SUMMARY
Project: NETTA ARCHITECTS - 109 SE 5th AVE - DELRAY BEACH

Type	Qty	Watts	Lumens	Watts/Lumen
SKE	4	30	4600	0.007
MH	4	30	4600	0.007

Calculation Summary
Project: NETTA ARCHITECTS - 109 SE 5th AVE - DELRAY BEACH

Label	CalcType	Units	Avg	Max	Min	Avg/Min	Max/Min
PARKING GARAGE - AREA	Illuminance	Fc	4.41	6.7	1.2	3.68	5.58
PARKING GARAGE - PARKING SPACES	Illuminance	Fc	4.41	6.7	1.2	3.68	5.58
PARKING GARAGE - RAMP	Illuminance	Fc	4.34	5.8	3.4	1.28	1.69

PNC Bank

LIGHTING FIXTURE SCHEDULE

TYPE	DESCRIPTION	MANF	CATALOG NUMBER	VOLT	LAMP COLOR	LUMENS	LAMP TYPE	DIM TYPE	WATTS	MOUNTING	NOTES
5A	LED LINEAR WALL WASH	ACCLAIM	LNO*-COLC-OPTT / LNFC10 / LNLC*	UNV	3000K	772 LM/FT	LED	0-10V	8W/FT	SURFACE	
5B	8' LED LINEAR LUMINAIRE - WET LOCATION	AXIS	WBSLED-700-80-30-S-8-FINISH-UNV-DP-1-SC-FEED	UNV	3000K	700 LM/FT	LED	0-10V	7.7W/FT	SURFACE	
5C	LED OUTDOOR STRIP	ACCLAIM	F2H-22*-XAGN	24V	3000K	244 LM/FT	LED	DMX	4.5TW/FT	SURFACE	NOTE 2
5D	BUILT-IN GAZEBO LUMINAIRE	TBD	OWNER FURNISHED / CONTRACTOR INSTALLED	TBD	TBD	TBD	TBD	TBD	TBD	SURFACE	
5E	LED ALLEY LUMINAIRE	LIGMAN	UL12141-55W-TX-W30-FINISH-12'-120/277V	UNV	3000K	6193	LED	N/A	55W	12' POLE	
5F	LED WALL LUMINAIRE	LIGMAN	UAB-30001-14W-W30-FINISH-120/277	UNV	3000K	783	LED	N/A	14W	WALL SURFACE	NOTE 1
5FE	LED WALL LUMINAIRE ON EMERGENCY VIA INVERTER	LIGMAN	UAB-30001-14W-W30-FINISH-120/277	UNV	3000K	783	LED	N/A	14W	WALL SURFACE	NOTE 1
5G	LED STAIR LUMINAIRE	LIGMAN	URA40691-11W-W30-FINISH-120/277	UNV	3000K	471	LED	N/A	11W	WALL SURFACE	NOTE 1
5GE	LED STAIR LUMINAIRE ON EMERGENCY VIA INVERTER	LIGMAN	URA40691-11W-W30-FINISH-120/277	UNV	3000K	471	LED	N/A	11W	WALL SURFACE	NOTE 1
5H	LED LIGHTING	KLIK	LPM5TRO28-CYL-30K-S-2.5W-FRS	24V	3000K	216	LED	0-10V	2.5W	SURFACE	
5HE	LED LIGHTING ON EMERGENCY VIA INVERTER	KLIK	LPM5TRO28-CYL-30K-S-2.5W-FRS	24V	3000K	216	LED	0-10V	2.5W	SURFACE	
5I	LED BOLLARD	LIGMAN	UPRA-10022-20W-^^W30-FINISH-120/277V	UNV	3000K	2422	LED	N/A	20W	SURFACE	NOTE 1
5IE	LED BOLLARD ON EMERGENCY VIA INVERTER	LIGMAN	UPRA-10022-20W-^^W30-FINISH-120/277V	UNV	3000K	2422	LED	N/A	20W	SURFACE	NOTE 1
5I1	LED BOLLARD	LIGMAN	UPRA-10011-14W-^^W30-FINISH-120/277V	UNV	3000K	1385	LED	N/A	14W	SURFACE	NOTE 1
5I1E	LED BOLLARD ON EMERGENCY VIA INVERTER	LIGMAN	UPRA-10011-14W-^^W30-FINISH-120/277V	UNV	3000K	1385	LED	N/A	14W	SURFACE	NOTE 1
5J	LED ENTRY PARKING GARAGE LUMINAIRE	MCGRAW-EDISON	TT-D2-830-U-CQ-FINISH	UNV	3000K	4640	LED	0-10V	39.2W	SURFACE	
5JE	LED ENTRY PARKING GARAGE LUMINAIRE W/ BATTERY PACK	MCGRAW-EDISON	TT-D2-830-U-CQ-FINISH / IBP	UNV	3000K	4640	LED	0-10V	39.2W	SURFACE	
5K	LED PARKING GARAGE LUMINAIRE	MCGRAW-EDISON	TT-D2-830-U-WQ-FINISH	UNV	3000K	4695	LED	0-10V	39.2W	SURFACE	
5KE	LED PARKING GARAGE LUMINAIRE W/ BATTERY PACK	MCGRAW-EDISON	TT-D2-830-U-WQ-FINISH / IBP	UNV	3000K	4695	LED	0-10V	39.2W	SURFACE	
5P	POOL LUMINAIRE	TBD	OWNER FURNISHED / CONTRACTOR INSTALLED	TBD	TBD	TBD	TBD	TBD	TBD	POOL SURFACE	
5W	LED WALL LUMINAIRE	LIGMAN	UG-31651-2X10W-T1-T4-W30-FINISH-120/277	UNV	3000K	(2) 982	LED	N/A	(2) 10W	SURFACE	NOTE 1
5WE	LED WALL LUMINAIRE ON EMERGENCY VIA INVERTER	LIGMAN	UG-31651-2X10W-T1-T4-W30-FINISH-120/277	UNV	3000K	(2) 982	LED	N/A	(2) 10W	SURFACE	NOTE 1
FPL	FPL ROADWAY LUMINAIRE	AEL	ATB2 408LEDE10 ** R4 4K-5K HSS	TBD	4000K-5000K	13120	LED	TBD	133W	20' EXISTING POLE	
EX1	EXISTING LIGHT POLE	STREETWORKS	ANE-15W-^-2-33	120V	N/A	11590	TBD	N/A	150W	18' EXISTING POLE	NOTE 3
EX2	DOUBLE HEAD EXISTING LIGHT POLE	STREETWORKS	(2) ANE-15W-^-2-33	120V	N/A	(2) 11590	TBD	N/A	(2) 150W	18' EXISTING POLE	NOTE 3

FIXTURE SCHEDULE NOTES
NOTE 1: ADVISE FINISH
NOTE 2: ACCLAIM POWER SUPPLY REQUIRED, MODEL #ALD-400-24-C2
NOTE 3: FIXTURES MOUNTED ON 18' EXISTING POLE + 2' HEAD TO ACHIEVE 18' OVERALL HEIGHT
FOR QUESTIONS PERTAINING TO THIS FIXTURE SCHEDULE PLEASE CONTACT FOR QUESTIONS PERTAINING TO THIS FIXTURE SCHEDULE PLEASE CONTACT QUOTATIONS@LIGHTINGDYNAMICS.COM, (954) 944-0266

NOTES:

- ALL PROPOSED LIGHTING FIXTURES WILL BE CUT-OFF LUMINAIRES, NOT EXTENDING BEYOND THE HEIGHT OF THE BUILDING.
- REFER TO SHEETS A801 AND A802 FOR LIGHT FIXTURES SPECS.

NETTA ARCHITECTS
621 NW 53rd Street, Suite 270
Boca Raton, Florida 33487
(o) 561-295-4500
www.nettaarchitects.com
CERTIFICATE OF AUTHENTICATION M18000001650

STATE OF FLORIDA
NICHOLAS J. NETTA
AR98615
REGISTERED ARCHITECT
DATE OF SEAL: 11/19/2025

NICHOLAS J. NETTA, AIA, NCARB
FL REGISTRATION No. AR98615
FRANCISCO J. MELENDEZ, SR., AIA
FL REGISTRATION No. AR101881
HONG JIN, LEED, AIA
FL REGISTRATION No. AR102237

Nicholas J. Netta

MULTIFAMILY RESIDENTIAL BUILDING

109 S.E. 5th AVENUE
DELRAY BEACH, 33483 FL

SITE PLAN REVIEW SET

Submissions

Revisions

No:	DATE:	DESCRIPTION:
1	06-13-2024	TAC REVISION
3	09-19-2025	TAC REVISION 3

DATE:	11-01-2024
DESIGNER:	MA
MODELED:	AB
CHECKED:	MF
NETTA PROJECT #:	2221704_FL

Drawing title

MEZZANINE - PHOTOMETRICS PLAN

Drawing no.

A852

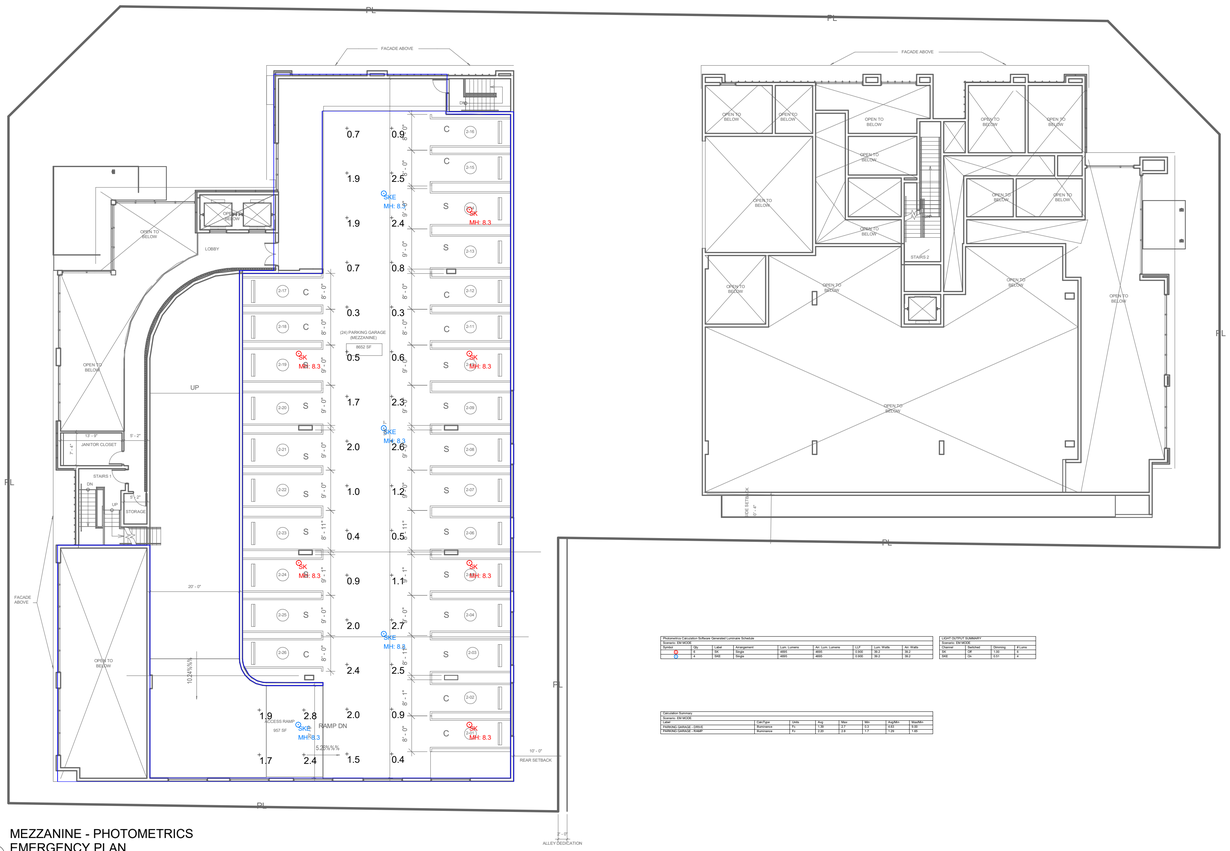

1 MEZZANINE - PHOTOMETRICS EMERGENCY PLAN
1/16" = 1'-0"

Photometric Calculation Software Generated Luminaire Schedule									
Symbol: SILWOOD									
Symbol	Qty	Label	Arrangement	Lum. Lumens	Air Lum. Lumens	LLF	Lum. Watts	Air Watts	
	4	5SE	Single	4800	4800	0.900	30.0	30.0	
	4	5SW	Single	4800	4800	0.900	30.0	30.0	

CALC DETAILS SUMMARY				
Symbol: SILWOOD				
Calcpoint	Illuminance	Glazing	Ceiling	Light
Grid	1fc	0.00	0.00	0
Grid	1fc	0.00	0.00	0

Calculation Summary								
Symbol: SILWOOD								
Label	CalcType	Units	Avg	Max	Min	Avg/Min	Max/Min	Number
PARKING GARAGE - MEZZ	Illuminance	Fc	1.08	2.7	0.13	8.00	20.77	1 pts
PARKING GARAGE - RAMP	Illuminance	Fc	1.28	2.8	0.4	3.20	7.00	1 pts

NOTES:

- ALL PROPOSED LIGHTING FIXTURES WILL BE CUT-OFF LUMINAIRES, NOT EXTENDING BEYOND THE HEIGHT OF THE BUILDING.
- REFER TO SHEETS A801 AND A802 FOR LIGHT FIXTURES SPECS.

PNC Bank

LIGHTING FIXTURE SCHEDULE

TYPE	DESCRIPTION	MANF	CATALOG NUMBER	VOLT	LAMP COLOR	LUMENS	LAMP TYPE	DIM TYPE	WATTS	MOUNTING	NOTES
5A	LED LINEAR WALL WASH	ACCLAIM	LNS*-COLC-OPTT / LNFC10 / LNLC*	UNV	3000K	772 LM/FT	LED	0-10V	8W/FT	SURFACE	
5B	8' LED LINEAR LUMINARE - WET LOCATION	AXIS	WBSLED-700-80-30-S-8-FINISH-UNV-DP-1-SC-FEED	UNV	3000K	700 LM/FT	LED	0-10V	7.7W/FT	SURFACE	
5C	LED OUTDOOR STRIP	ACCLAIM	F2H-22*-XAQN	24V	3000K	244 LM/FT	LED	DMX	4.5TW/FT	SURFACE	**NOTE 2**
5D	BUILT-IN GAZEBO LUMINAIRE	TBD	OWNER FURNISHED / CONTRACTOR INSTALLED	TBD	TBD	TBD	TBD	TBD	TBD	SURFACE	
5E	LED ALLEY LUMINAIRE	LIGMAN	ULI-2124-1-55W-TX-W30-FINISH-12'-120/277V	UNV	3000K	6193	LED	N/A	55W	12' POLE	
5F	LED WALL LUMINAIRE	LIGMAN	UAB-30001-14W-W30-FINISH-120/277	UNV	3000K	783	LED	N/A	14W	WALL SURFACE	**NOTE 1**
5FE	LED WALL LUMINAIRE ON EMERGENCY VIA INVERTER	LIGMAN	UAB-30001-14W-W30-FINISH-120/277	UNV	3000K	783	LED	N/A	14W	WALL SURFACE	**NOTE 1**
5G	LED STAIR LUMINARE	LIGMAN	URA4069I1-11W-W30-FINISH-120/277	UNV	3000K	471	LED	N/A	11W	WALL SURFACE	**NOTE 1**
5GE	LED STAIR LUMINARE ON EMERGENCY VIA INVERTER	LIGMAN	URA4069I1-11W-W30-FINISH-120/277	UNV	3000K	471	LED	N/A	11W	WALL SURFACE	**NOTE 1**
5H	LED LIGHTING	KLIK	LPM5STW028-CYL-30K-S-2.5W-FRS	24V	3000K	216	LED	0-10V	2.5W	SURFACE	
5HE	LED LIGHTING ON EMERGENCY VIA INVERTER	KLIK	LPM5STW028-CYL-30K-S-2.5W-FRS	24V	3000K	216	LED	0-10V	2.5W	SURFACE	
5I	LED BOLLARD	LIGMAN	UPRA-10022-20W*-*-W30-FINISH-120/277V	UNV	3000K	2422	LED	N/A	20W	SURFACE	**NOTE 1**
5IE	LED BOLLARD ON EMERGENCY VIA INVERTER	LIGMAN	UPRA-10022-20W*-*-W30-FINISH-120/277V	UNV	3000K	2422	LED	N/A	20W	SURFACE	**NOTE 1**
5I1	LED BOLLARD	LIGMAN	UPRA-10011-14W-*-*-W30-FINISH-120/277V	UNV	3000K	1385	LED	N/A	14W	SURFACE	**NOTE 1**
5I1E	LED BOLLARD ON EMERGENCY VIA INVERTER	LIGMAN	UPRA-10011-14W-*-*-W30-FINISH-120/277V	UNV	3000K	1385	LED	N/A	14W	SURFACE	**NOTE 1**
5IJ	LED ENTRY PARKING GARAGE LUMINAIRE	MCGRAW-EDISON	TT-D2-830-U-CQ-FINISH	UNV	3000K	4640	LED	0-10V	39.2W	SURFACE	
5JE	LED ENTRY PARKING GARAGE LUMINARE W/ BATTERY PACK	MCGRAW-EDISON	TT-D2-830-U-CQ-FINISH / IBP	UNV	3000K	4640	LED	0-10V	39.2W	SURFACE	
5K	LED PARKING GARAGE LUMINARE	MCGRAW-EDISON	TT-D2-830-U-WQ-FINISH	UNV	3000K	4695	LED	0-10V	39.2W	SURFACE	
5KE	LED PARKING GARAGE LUMINARE W/ BATTERY PACK	MCGRAW-EDISON	TT-D2-830-U-WQ-FINISH / IBP	UNV	3000K	4695	LED	0-10V	39.2W	SURFACE	
5P	POOL LUMINARE	TBD	OWNER FURNISHED / CONTRACTOR INSTALLED	TBD	TBD	TBD	TBD	TBD	TBD	POOL SURFACE	
5W	LED WALL LUMINARE	LIGMAN	UGI-31651-2X10W-T1-T4-W30-FINISH-120/277	UNV	3000K	(2) 982	LED	N/A	(2) 10W	SURFACE	**NOTE 1**
5WE	LED WALL LUMINARE ON EMERGENCY VIA INVERTER	LIGMAN	UGI-31651-2X10W-T1-T4-W30-FINISH-120/277	UNV	3000K	(2) 982	LED	N/A	(2) 10W	SURFACE	**NOTE 1**
FPL	FPL ROADWAY LUMINARE	AEL	ATB2 40BLEDE10 ** R4 4K-5K HSS	TBD	4000K-5000K	13120	LED	TBD	133W	20' EXISTING POLE	
EX1	EXISTING LIGHT POLE	STREETWORKS	ANE-15W-^-^-2-33	120V	N/A	11590	TBD	N/A	150W	18' EXISTING POLE	NOTE 3
EX2	DOUBLE HEAD EXISTING LIGHT POLE	STREETWORKS	(2) ANE-15W-^-^-2-33	120V	N/A	(2) 11590	TBD	N/A	(2) 150W	18' EXISTING POLE	NOTE 3

FIXTURE SCHEDULE NOTES

NOTE 1: ADVISE FINISH

NOTE 2: ACCLAIM POWER SUPPLY REQUIRED, MODEL #ALD-400-24-C2

NOTE 3: FIXTURES MOUNTED ON 10' EXISTING POLE + 2' HEAD TO ACHIEVE 18' OVERALL HEIGHT

FOR QUESTIONS PERTAINING TO THIS FIXTURE SCHEDULE PLEASE CONTACT FOR QUESTIONS PERTAINING TO THIS FIXTURE SCHEDULE PLEASE CONTACT QUOTATIONS@LIGHTINGDYNAMICS.COM, (954) 944-0266

NETTA ARCHITECTS
621 NW 53rd Street, Suite 270
Boca Raton, Florida 33487
(o) 561-295-4500
www.nettaarchitects.com
CERTIFICATE OF AUTHENTICATION M18000001650

STATE OF FLORIDA · NICHOLAS J. NETTA · AR98615 · REGISTERED ARCHITECT

DATE OF SEAL: 11/19/2025

NICHOLAS J. NETTA, AIA, NCARB
FL REGISTRATION No. AR98615
FRANCISCO J. MELENDEZ, SR., AIA
FL REGISTRATION No. AR101881
HONG JIN, LEED, AIA
FL REGISTRATION No. AR102237

MULTIFAMILY RESIDENTIAL BUILDING

Nicholas J. Netta

109 S.E. 5th AVENUE
DELRAY BEACH, 33483 FL

SITE PLAN REVIEW SET

Submissions

Revisions

No:	DATE:	DESCRIPTION:
3	09-19-2025	TAC REVISION 3

DATE:	11-01-2024
DESIGNER:	MA
MODELED:	AB
CHECKED:	MF
NETTA PROJECT #:	2221704_FL

Drawing title

MEZZANINE PARKING - EMERGENCY PHOTOMETRICS PLAN

Drawing no.

A853

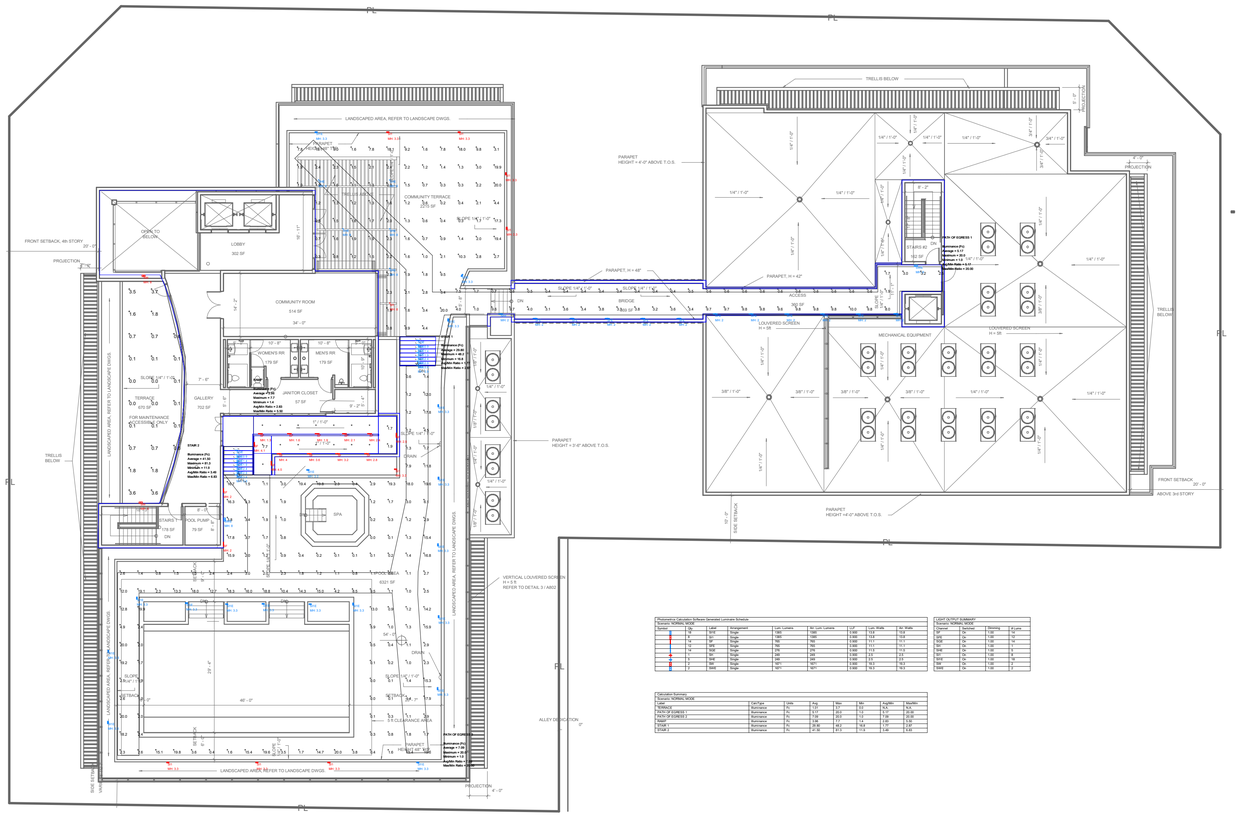

1 ROOFTOP AMENITIES - PHOTOMETRICS PLAN
1/16" = 1'-0"

Performance Calculation Software Generated Luminaire Schedule									
Scenario: NORMAL MODE									
Symbol	Qty	Label	Arrangement	Lum Lumens	Air Lum Lumens	LLF	Lum Watts	Air Watts	
	1	5A	Single	1772	1772	0.900	11.0	11.0	
	1	5C	Single	1944	1944	0.900	13.4	13.4	
	12	5F	Single	783	783	0.900	11.1	11.1	
	1	5G	Single	471	471	0.900	11.0	11.0	
	1	5GE	Single	471	471	0.900	11.0	11.0	
	1	5H	Single	216	216	0.900	2.5	2.5	
	1	5HE	Single	216	216	0.900	2.5	2.5	
	1	5J	Single	4640	4640	0.900	39.2	39.2	
	1	5JE	Single	4640	4640	0.900	39.2	39.2	
	1	5K	Single	4695	4695	0.900	39.2	39.2	
	1	5KE	Single	4695	4695	0.900	39.2	39.2	

Calculation Summary								
Scenario: NORMAL MODE								
Symbol	CalcType	Units	Avg	Max	Min	Avg/Min	Max/Min	
PARKING	Illuminance	Fc	1.21	4.7	0.1	12.10	47.00	
PATIO OF EDGE(S) 1	Illuminance	Fc	1.14	20.0	0.0	114.00	20.00	
PATIO OF EDGE(S) 2	Illuminance	Fc	1.14	20.0	0.0	114.00	20.00	
Rear	Illuminance	Fc	0.00	0.0	0.0	1.#J	0.00	
STAIR 1	Illuminance	Fc	26.90	45.2	16.4	1.64	2.76	
STAIR 2	Illuminance	Fc	27.18	51.1	11.8	2.30	4.33	

LIGHT OUTPUT SUMMARY			
Scenario: NORMAL MODE			
Operator	Number	Operating	% of Lmn
Total	On	1.00	100
Ext	On	1.00	100
Roof	On	1.00	100
Stair	On	1.00	100
Rear	On	1.00	0
Stair	On	1.00	0
Right	On	1.00	0
Left	On	1.00	0
Water	On	1.00	0

PNC Bank

LIGHTING FIXTURE SCHEDULE

TYPE	DESCRIPTION	MANF	CATALOG NUMBER	VOLT	LAMP COLOR	LUMENS	LAMP TYPE	DIM TYPE	WATTS	MOUNTING	NOTES
5A	LED LINEAR WALL WASH	ACCLAIM	LNG*-COLC-OPTT / LNFC10 / LNLC*	UNV	3000K	772 LM/FT	LED	0-10V	8W/FT	SURFACE	
5B	8' LED LINEAR LUMINARE - WET LOCATION	AXIS	WBSLED-700-80-30-S-8-FINISH-UNV-DP-1-SC-FEED	UNV	3000K	700 LM/FT	LED	0-10V	7.7W/FT	SURFACE	
5C	LED OUTDOOR STRIP	ACCLAIM	F2H-22*-NAQN	24V	3000K	244 LM/FT	LED	DMX	4.57W/FT	SURFACE	**NOTE 2**
5D	BUILT-IN GAZEBO LUMINARE	TBD	OWNER FURNISHED / CONTRACTOR INSTALLED	TBD	TBD	TBD	TBD	TBD	TBD	SURFACE	
5E	LED ALLEY LUMINARE	LIGMAN	UL-2124-1-55W-TX-W30-FINISH-12'-120/277V	UNV	3000K	6193	LED	N/A	55W	12' POLE	
5F	LED WALL LUMINARE	LIGMAN	UAB-30001-14W-W30-FINISH-120/277	UNV	3000K	783	LED	N/A	14W	WALL SURFACE	**NOTE 1**
5FE	LED WALL LUMINARE ON EMERGENCY VIA INVERTER	LIGMAN	UAB-30001-14W-W30-FINISH-120/277	UNV	3000K	783	LED	N/A	14W	WALL SURFACE	**NOTE 1**
5G	LED STAIR LUMINARE	LIGMAN	URA4089-11W-W30-FINISH-120/277	UNV	3000K	471	LED	N/A	11W	WALL SURFACE	**NOTE 1**
5GE	LED STAIR LUMINARE ON EMERGENCY VIA INVERTER	LIGMAN	URA4089-11W-W30-FINISH-120/277	UNV	3000K	471	LED	N/A	11W	WALL SURFACE	**NOTE 1**
5H	LED LIGHTING	KLIK	LP6STK028-CYL-30K-S-2.5W-FRS	24V	3000K	216	LED	0-10V	2.5W	SURFACE	
5HE	LED LIGHTING ON EMERGENCY VIA INVERTER	KLIK	LP6STK028-CYL-30K-S-2.5W-FRS	24V	3000K	216	LED	0-10V	2.5W	SURFACE	
5I	LED BOLLARD	LIGMAN	UPRA-10022-20W-^^W30-FINISH-120/277V	UNV	3000K	2422	LED	N/A	20W	SURFACE	**NOTE 1**
5IE	LED BOLLARD ON EMERGENCY VIA INVERTER	LIGMAN	UPRA-10022-20W-^^W30-FINISH-120/277V	UNV	3000K	2422	LED	N/A	20W	SURFACE	**NOTE 1**
5I1	LED BOLLARD	LIGMAN	UPRA-10011-14W-^^W30-FINISH-120/277V	UNV	3000K	1385	LED	N/A	14W	SURFACE	**NOTE 1**
5I1E	LED BOLLARD ON EMERGENCY VIA INVERTER	LIGMAN	UPRA-10011-14W-^^W30-FINISH-120/277V	UNV	3000K	1385	LED	N/A	14W	SURFACE	**NOTE 1**
5J	LED ENTRY PARKING GARAGE LUMINARE	MCGRAW-EDISON	TT-D2-830-U-CQ-FINISH	UNV	3000K	4640	LED	0-10V	39.2W	SURFACE	
5JE	LED ENTRY PARKING GARAGE LUMINARE W/ BATTERY PACK	MCGRAW-EDISON	TT-D2-830-U-CQ-FINISH / BP	UNV	3000K	4640	LED	0-10V	39.2W	SURFACE	
5K	LED PARKING GARAGE LUMINARE	MCGRAW-EDISON	TT-D2-830-U-WQ-FINISH	UNV	3000K	4695	LED	0-10V	39.2W	SURFACE	
5KE	LED PARKING GARAGE LUMINARE W/ BATTERY PACK	MCGRAW-EDISON	TT-D2-830-U-WQ-FINISH / BP	UNV	3000K	4695	LED	0-10V	39.2W	SURFACE	
5P	POOL LUMINARE	TBD	OWNER FURNISHED / CONTRACTOR INSTALLED	TBD	TBD	TBD	TBD	TBD	TBD	POOL SURFACE	
5W	LED WALL LUMINARE	LIGMAN	UG-31651-2X10W-T1-T4-W30-FINISH-120/277	UNV	3000K	(2) 982	LED	N/A	(2) 10W	SURFACE	**NOTE 1**
5WE	LED WALL LUMINARE ON EMERGENCY VIA INVERTER	LIGMAN	UG-31651-2X10W-T1-T4-W30-FINISH-120/277	UNV	3000K	(2) 982	LED	N/A	(2) 10W	SURFACE	**NOTE 1**
FPL	FPL ROADWAY LUMINARE	AEL	ATB2 408LEDE10 ** R4-4K-5K HSS	TBD	4000K-5000K	13120	LED	TBD	133W	20' EXISTING POLE	
EX1	EXISTING LIGHT POLE	STREETWORKS	ANE-15W-^-2-33	120V	N/A	11590	TBD	N/A	150W	18' EXISTING POLE	NOTE 3
EX2	DOUBLE HEAD EXISTING LIGHT POLE	STREETWORKS	(2) ANE-15W-^-2-33	120V	N/A	(2) 11590	TBD	N/A	(2) 150W	18' EXISTING POLE	NOTE 3

FIXTURE SCHEDULE NOTES

NOTE 1: ADVISE FINISH

NOTE 2: ACCLAIM POWER SUPPLY REQUIRED, MODEL #ALD-480-24-C2

NOTE 3: FIXTURES MOUNTED ON 18' EXISTING POLE + 2' HEAD TO ACHIEVE 18' OVERALL HEIGHT

FOR QUESTIONS PERTAINING TO THIS FIXTURE SCHEDULE PLEASE CONTACT FOR QUESTIONS PERTAINING TO THIS FIXTURE SCHEDULE PLEASE CONTACT QUOTATIONS@LIGHTINGDYNAMICS.COM, (954) 944-0266

NOTES:

- ALL PROPOSED LIGHTING FIXTURES WILL BE CUT-OFF LUMINAIRES, NOT EXTENDING BEYOND THE HEIGHT OF THE BUILDING.
- REFER TO SHEETS A801 AND A802 FOR LIGHT FIXTURES SPECS.

NETTA ARCHITECTS
621 NW 53rd Street, Suite 270
Boca Raton, Florida 33487
(o) 561-295-4500
www.nettaarchitects.com
CERTIFICATE OF AUTHENTICATION M18000001650

STATE OF FLORIDA
NICHOLAS J. NETTA
AR98615
REGISTERED ARCHITECT

DATE OF SEAL: 11/19/2025

NICHOLAS J. NETTA, AIA, NCARB
FL REGISTRATION No. AR98615
FRANCISCO J. MELENDEZ, SR., AIA
FL REGISTRATION No. AR101881
HONG JIN, LEED, AIA
FL REGISTRATION No. AR102237

MULTIFAMILY RESIDENTIAL BUILDING

Nicholas J. Netta

109 S.E. 5th AVENUE
DELRAY BEACH, 33483 FL

SITE PLAN REVIEW SET

Submissions

Revisions

No:	DATE:	DESCRIPTION:
1	06-13-2024	TAC REVISION
3	09-19-2025	TAC REVISION 3

DATE:	11-01-2024
DESIGNER:	MA
MODELED:	AB
CHECKED:	MF
NETTA PROJECT #:	2221704_FL

Drawing title

ROOFTOP AMENITIES PHOTOMETRIC PLAN

Drawing no.

A854

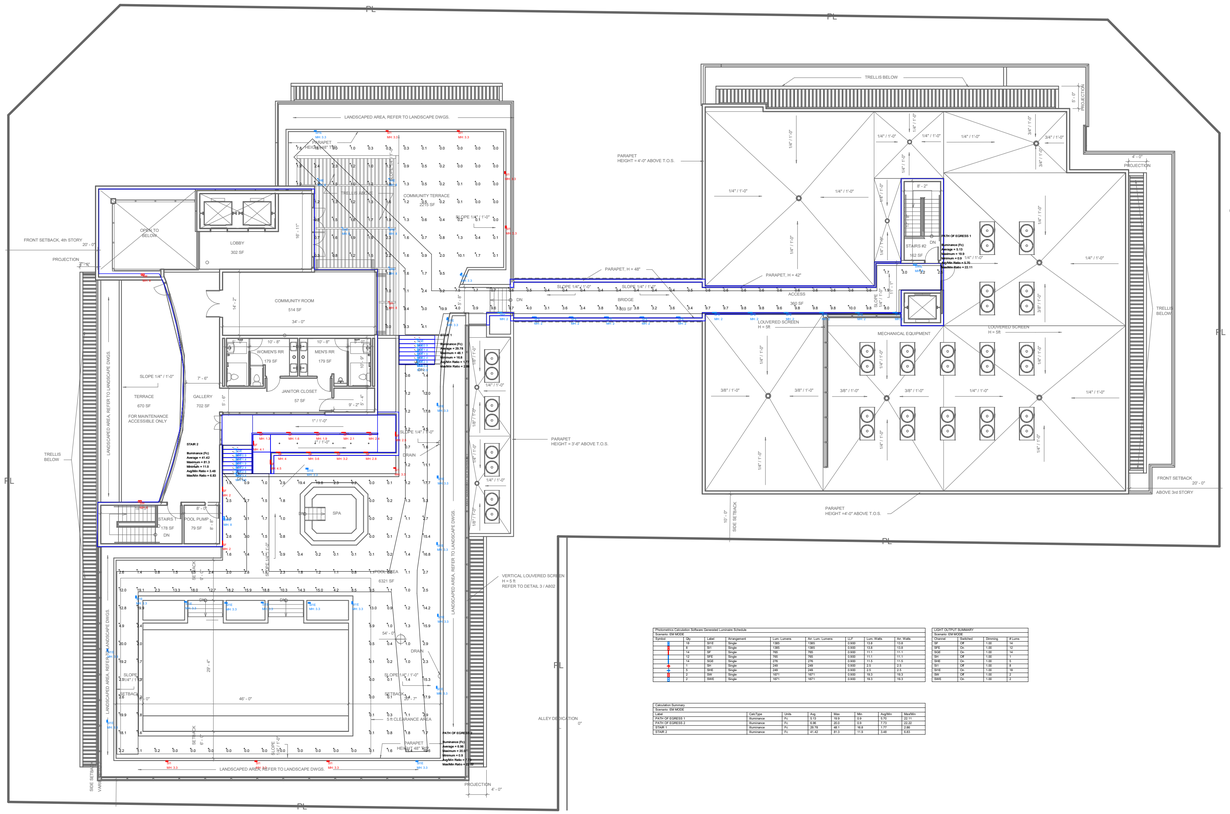

ROOFTOP AMENITIES - PHOTOMETRICS EMERGENCY PLAN
1 1/16" = 1'-0"

Photometric Calculation Reflects Generated Luminaire Schedule									
Symbol: 3M MODE									
Symbol	Qty	Label	Arrangement	Lum Lumens	Lum Watts	LLF	Total Watts	Avg	Max
+	1	5A	Single	772	772	0.650	12.0	12.0	12.0
+	1	5C	Single	244	244	0.650	4.0	4.0	4.0
+	1	5D	Single	700	700	0.650	7.7	7.7	7.7
+	12	5F2	Single	783	783	0.650	12.1	12.1	12.1
+	1	5G	Single	471	471	0.650	7.3	7.3	7.3
+	1	5H	Single	216	216	0.650	2.5	2.5	2.5
+	2	5J2	Single	4640	4640	0.650	71	71	71
+	2	5K	Single	4695	4695	0.650	72	72	72
+	2	5M2	Single	1385	1385	0.650	21.3	21.3	21.3
+	1	5N	Single	1385	1385	0.650	21.3	21.3	21.3
+	2	5P	Single	1982	1982	0.650	30.5	30.5	30.5
+	2	5W2	Single	1982	1982	0.650	30.5	30.5	30.5

Calculation Summary								
Symbols: 3M MODE								
Calculation Type		Calc Type	Units	Avg	Max	Min	Avg/Min	Max/Min
FIRST OF EGRESS 1		Illuminance	Fc	0.12	0.3	0.0	6.00	15.00
FIRST OF EGRESS 2		Illuminance	Fc	0.85	20.0	0.0	1.00	20.00
FIRST OF EGRESS 3		Illuminance	Fc	0.85	20.0	0.0	1.00	20.00
POOL		Illuminance	Fc	37.25	41.0	33.0	1.08	1.24

LIGHT OUTPUT SUMMARY				
Symbols: 3M MODE				
Symbol	Qty/Mirrs	Lumens	Gross Watts	Eff Lum
5A@1	1 / no	1,158	12.0	96.5
5A@2	1 / no	1,158	12.0	96.5
5B@1	1 / yes	1,158	12.0	96.5
5B@2	1 / yes	1,158	12.0	96.5
5C@1	1 / no	1,158	12.0	96.5
5C@2	1 / no	1,158	12.0	96.5
5D@1	1 / no	1,158	12.0	96.5
5D@2	1 / no	1,158	12.0	96.5

NOTES:

- ALL PROPOSED LIGHTING FIXTURES WILL BE CUT-OFF LUMINAIRES, NOT EXTENDING BEYOND THE HEIGHT OF THE BUILDING.
- REFER TO SHEETS A801 AND A802 FOR LIGHT FIXTURES SPECS.

PNC Bank

LIGHTING FIXTURE SCHEDULE

TYPE	DESCRIPTION	MANF	CATALOG NUMBER	VOLT	LAMP COLOR	LUMENS	LAMP TYPE	DIM TYPE	WATTS	MOUNTING	NOTES
5A	LED LINEAR WALL WASH	ACCLAIM	LNC^-COLC-OPTT / LNFC10 / LNLC^	UNV	3000K	772 LM/FT	LED	0-10V	8W/FT	SURFACE	
5B	8' LED LINEAR LUMINARE - WET LOCATION	AXIS	WBSLED-700-80-30-S-8-FINISH-UNV-DP-1-SC-FEED	UNV	3000K	700 LM/FT	LED	0-10V	7.7W/FT	SURFACE	
5C	LED OUTDOOR STRIP	ACCLAIM	FZH-22^-XAQN	24V	3000K	244 LM/FT	LED	DMX	4.5TW/FT	SURFACE	NOTE 2
5D	BUILT-IN GAZEBO LUMINARE	TBD	OWNER FURNISHED / CONTRACTOR INSTALLED	TBD	TBD	TBD	TBD	TBD	TBD	SURFACE	
5E	LED ALLEY LUMINARE	LIGMAN	LIL-21241-55W-TX-W30-FINISH-12^-120/277V	UNV	3000K	6193	LED	N/A	55W	12' POLE	
5F	LED WALL LUMINARE	LIGMAN	UAB-30001-14W-W30-FINISH-120/277	UNV	3000K	783	LED	N/A	14W	WALL SURFACE	NOTE 1
5FE	LED WALL LUMINARE ON EMERGENCY VIA INVERTER	LIGMAN	UAB-30001-14W-W30-FINISH-120/277	UNV	3000K	783	LED	N/A	14W	WALL SURFACE	NOTE 1
5G	LED STAIR LUMINARE	LIGMAN	URA40691-11W-W30-FINISH-120/277	UNV	3000K	471	LED	N/A	11W	WALL SURFACE	NOTE 1
5GE	LED STAIR LUMINARE ON EMERGENCY VIA INVERTER	LIGMAN	URA40691-11W-W30-FINISH-120/277	UNV	3000K	471	LED	N/A	11W	WALL SURFACE	NOTE 1
5H	LED LIGHTING	KLIK	LPM5STK028-CYL-30K-S-2.5W-FRS	24V	3000K	216	LED	0-10V	2.5W	SURFACE	
5HE	LED LIGHTING ON EMERGENCY VIA INVERTER	KLIK	LPM5STK028-CYL-30K-S-2.5W-FRS	24V	3000K	216	LED	0-10V	2.5W	SURFACE	
5I	LED BOLLARD	LIGMAN	UPRA-10022-20W-^^W30-FINISH-120/277V	UNV	3000K	2422	LED	N/A	20W	SURFACE	NOTE 1
5IE	LED BOLLARD ON EMERGENCY VIA INVERTER	LIGMAN	UPRA-10022-20W-^^W30-FINISH-120/277V	UNV	3000K	2422	LED	N/A	20W	SURFACE	NOTE 1
5I1	LED BOLLARD	LIGMAN	UPRA-10011-14W-^^W30-FINISH-120/277V	UNV	3000K	1385	LED	N/A	14W	SURFACE	NOTE 1
5I1E	LED BOLLARD ON EMERGENCY VIA INVERTER	LIGMAN	UPRA-10011-14W-^^W30-FINISH-120/277V	UNV	3000K	1385	LED	N/A	14W	SURFACE	NOTE 1
5J	LED ENTRY PARKING GARAGE LUMINARE	MCGRAW-EDISON	TT-D2-830-U-CQ-FINISH	UNV	3000K	4640	LED	0-10V	39.2W	SURFACE	
5JE	LED ENTRY PARKING GARAGE LUMINARE W/ BATTERY PACK	MCGRAW-EDISON	TT-D2-830-U-CQ-FINISH / IBP	UNV	3000K	4640	LED	0-10V	39.2W	SURFACE	
5K	LED PARKING GARAGE LUMINARE	MCGRAW-EDISON	TT-D2-830-U-WQ-FINISH	UNV	3000K	4695	LED	0-10V	39.2W	SURFACE	
5KE	LED PARKING GARAGE LUMINARE W/ BATTERY PACK	MCGRAW-EDISON	TT-D2-830-U-WQ-FINISH / IBP	UNV	3000K	4695	LED	0-10V	39.2W	SURFACE	
5P	POOL LUMINARE	TBD	OWNER FURNISHED / CONTRACTOR INSTALLED	TBD	TBD	TBD	TBD	TBD	TBD	POOL SURFACE	
5W	LED WALL LUMINARE	LIGMAN	UGI-31651-2X10W-T1-T4-W30-FINISH-120/277	UNV	3000K	(2) 982	LED	N/A	(2) 10W	SURFACE	NOTE 1
5WE	LED WALL LUMINARE ON EMERGENCY VIA INVERTER	LIGMAN	UGI-31651-2X10W-T1-T4-W30-FINISH-120/277	UNV	3000K	(2) 982	LED	N/A	(2) 10W	SURFACE	NOTE 1
FPL	FPL ROADWAY LUMINARE	AEL	ATB2-40BLEDE10 ** R4 4K-5K HSS	TBD	4000K-5000K	13120	LED	TBD	133W	20' EXISTING POLE	
EX1	EXISTING LIGHT POLE	STREETWORKS	ANE-15W-^-2-33	120V	N/A	11590	TBD	N/A	150W	18' EXISTING POLE	NOTE 3
EX2	DOUBLE HEAD EXISTING LIGHT POLE	STREETWORKS	(2) ANE-15W-^-2-33	120V	N/A	(2) 11590	TBD	N/A	(2) 150W	18' EXISTING POLE	NOTE 3

FIXTURE SCHEDULE NOTES

NOTE 1: ADVISE FINISH

NOTE 2: ACCLAIM POWER SUPPLY REQUIRED, MODEL #ALD-400-24-C2

NOTE 3: FIXTURES MOUNTED ON 18' EXISTING POLE + 2' HEAD TO ACHIEVE 18' OVERALL HEIGHT

FOR QUESTIONS PERTAINING TO THIS FIXTURE SCHEDULE PLEASE CONTACT FOR QUESTIONS PERTAINING TO THIS FIXTURE SCHEDULE PLEASE CONTACT QUOTATIONS@LIGHTINGDYNAMICS.COM, (954) 944-0266

NETTA ARCHITECTS
621 NW 53rd Street, Suite 270
Boca Raton, Florida 33487
(o) 561-295-4500
www.nettaarchitects.com
CERTIFICATE OF AUTHENTICATION M18000001650

STATE OF FLORIDA · NICHOLAS J. NETTA · AR95615 · REGISTERED ARCHITECT

DATE OF SEAL: 11/19/2025

NICHOLAS J. NETTA, AIA, NCARB
FL REGISTRATION No. AR95615
FRANCISCO J. MELENDEZ, SR., AIA
FL REGISTRATION No. AR101881
HONG JIN, LEED, AIA
FL REGISTRATION No. AR102237

MULTIFAMILY RESIDENTIAL BUILDING

Nicholas J. Netta

109 S.E. 5th AVENUE
DELRAY BEACH, 33483 FL

SITE PLAN REVIEW SET

Submissions

Revisions

No:	DATE:	DESCRIPTION:
1	06-13-2024	TAC REVISION
3	09-19-2025	TAC REVISION 3

DATE:	11-01-2024
DESIGNER:	MA
MODELED:	AB
CHECKED:	MF
NETTA PROJECT #:	2221704_FL

Drawing title

ROOFTOP EMERGENCY PHOTOMETRIC PLAN

Drawing no.

A855

NORTH - WEST CORNER

NETTA ARCHITECTS

621 NW 53rd Street, Suite 270
Boca Raton, Florida 33487
(o) 561-295-4500
www.nettaarchitects.com
CERTIFICATE OF AUTHENTICATION M18000001650

STATE OF FLORIDA
NICHOLAS J. NETTA
AR98615
REGISTERED ARCHITECT

DATE OF SEAL: 11/19/2025

NICHOLAS J. NETTA, AIA, NCARB
FL REGISTRATION No. AR98615

FRANCISCO J. MELENDEZ, SR., AIA
FL REGISTRATION No. AR101881

HONG JIN, LEED, AIA
FL REGISTRATION No. AR102237

Nicholas J. Netta

MULTIFAMILY RESIDENTIAL BUILDING

109 S.E. 5th AVENUE
DELRAY BEACH, 33483 FL

SITE PLAN REVIEW SET

Submissions

Revisions

No:	DATE:	DESCRIPTION:
1	06-13-2024	TAC REVISION
2	07-03-2025	TAC REVISION 2

DATE:	11-01-2024
DESIGNER:	MA
MODELED:	CC
CHECKED:	MF
NETTA PROJECT #:	2221704_FL

Drawing title

RENDERINGS

Drawing no.

A901