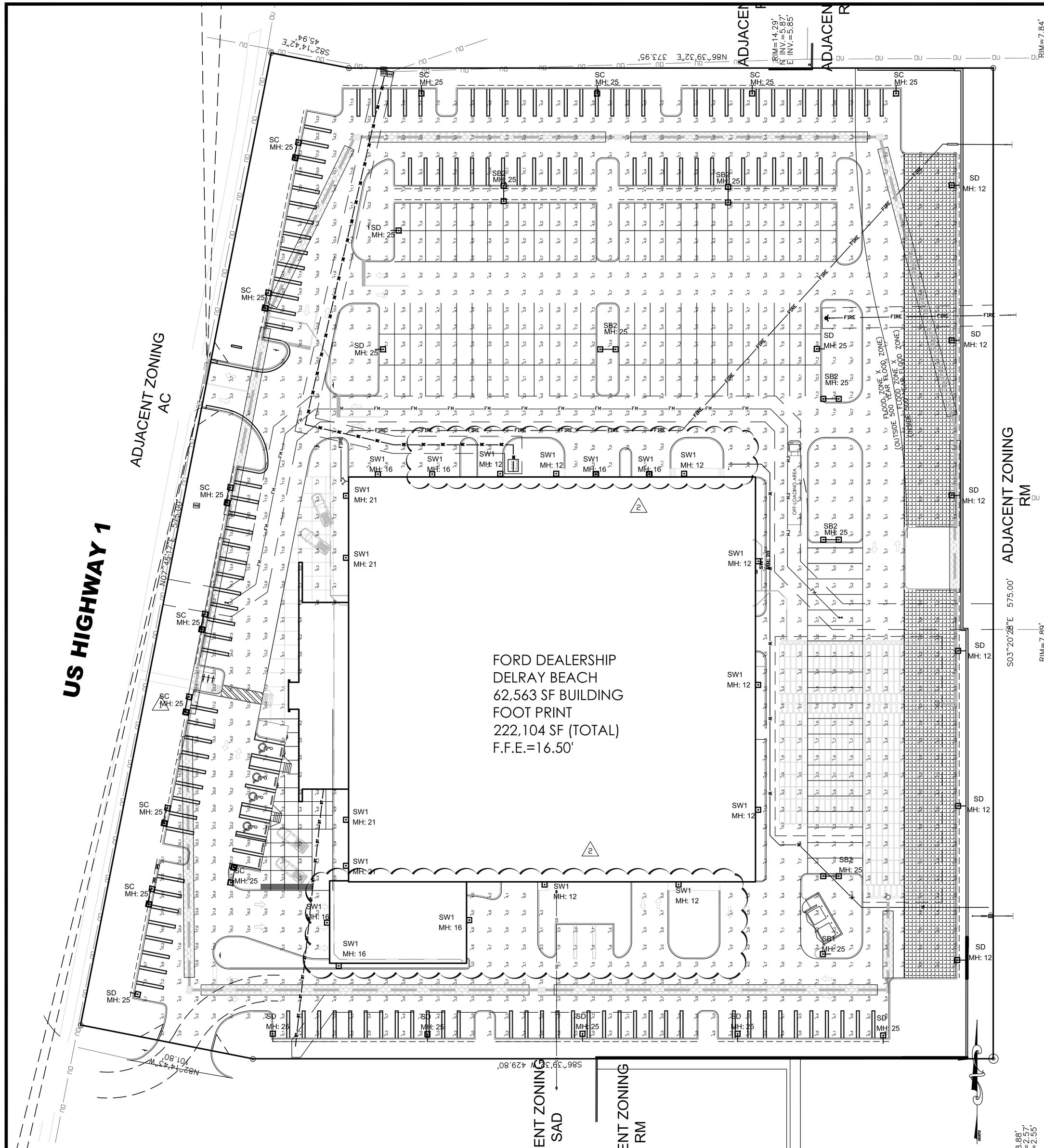


Site Photometric Plan

Scale : 1" = 30' - 0"

02

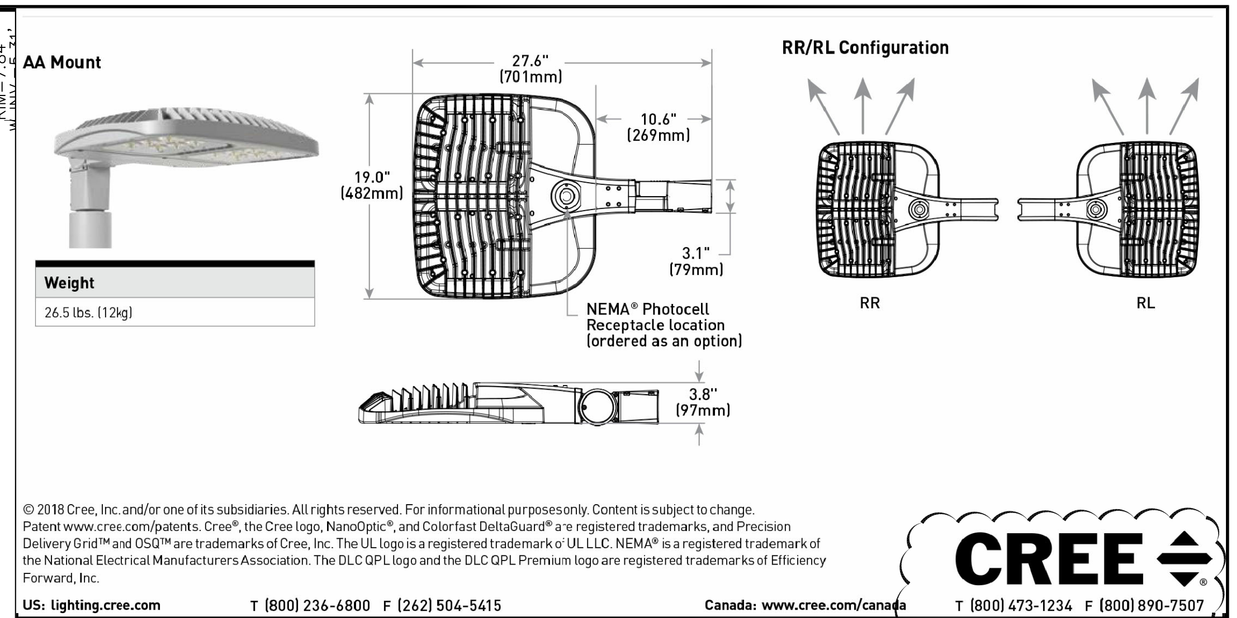


© 2018 Cree, Inc. and/or one of its subsidiaries. All rights reserved. For informational purposes only. Content is subject to change. Patent www.cree.com/patents. Cree®, the Cree logo, NanoOptic®, and Colorfast DeltaGuard® are registered trademarks, and Precision Delivery Grid™ and OSQ™ are trademarks of Cree, Inc. The UL logo is a registered trademark of UL LLC. NEMA® is a registered trademark of the National Electrical Manufacturers Association. The DLC QPL logo and the DLC QPL Premium logo are registered trademarks of Efficiency Forward, Inc.

US: Lighting.cree.com T (800) 236-6800 F (262) 504-5415 Canada: www.cree.com/canada T (800) 473-1234 F (800) 890-7507

CREE

Site Lighting Fixture Detail

2

03

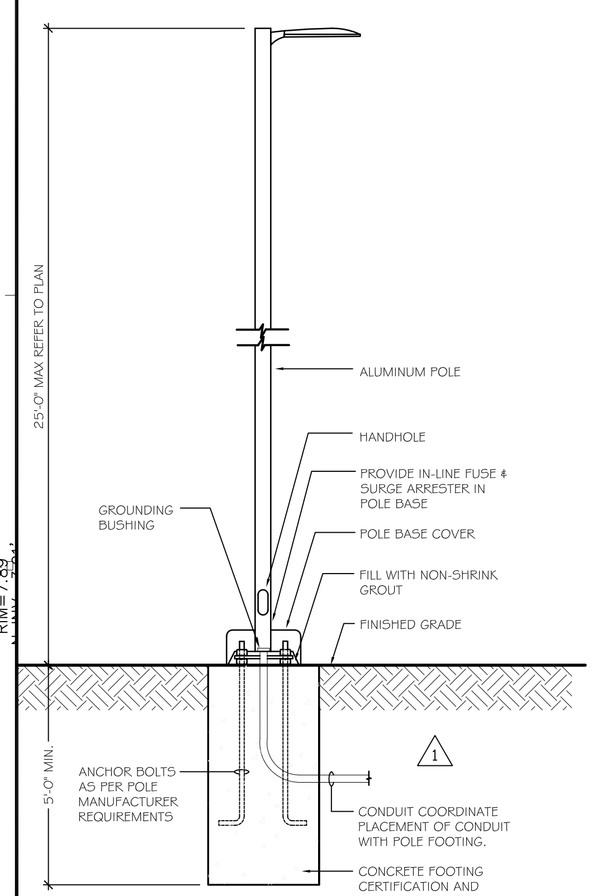


LIGHT POLE DETAIL:

1

| Luminaire Schedule | | | | | |
|---|---|---|---|---|---|
| Symbol | Qty | Label | Description | LLF | Lum. Lumens |
| | 1 | SB1 | CREE LTG#: OSQ-HO-A-5ME-40L-40K-UL / MTD AT 25' AFG | 0.900 | 39153 |
| | 6 | SB2 | CREE LTG#: (2) OSQ-HO-A-5ME-40L-40K-UL / MTD AT 25' AFG | 0.900 | 39153 |
| | 8 | SC | CREE LTG#: (2) OSQ-HO-A-4ME-40L-40K-UL / MTD AT 25' AFG | 0.900 | 44930 |
| | 19 | SD | CREE LTG#: OSQ-HO-A-5ME-40L-40K-UL / MTG HEIGHT PER PLAN | 0.900 | 39153 |
| | 19 | SW1 | CREE LTG #: XSPW-B-4ME-8L-40K-U / WALL MTD AT 20' AFG | 0.900 | 8873 |

Luminaire Schedule

**Project: FORD DEALERSHIP - SITE_REV 5 DELRAY BEACH, FL 12/29/2018**

| Calculation Summary | | | | | | | |
|---|---|---|---|---|---|---|---|
| Label | CalcType | Units | Avg | Max | Min | Avg/Min | Max/Min |
| ENTIRE AREA | Illuminance | Fc | 7.02 | 39.7 | 1.3 | 5.40 | 30.54 |
| FRONT ROW DISPLAY | Illuminance | Fc | 18.71 | 30.1 | 11.9 | 1.57 | 2.53 |

Filename: FDR-Site-2018-12-19.AGI

Calc. Summary

2

NOTE: SITE ILLUMINATION WILL BE REDUCED TO LESS THAN 50 FC AFTER 9:00 PM PER SECTION 4.4.10.G.6.C

Site Lighting Detail and Schedules

01

CONSULTANT

STATE OF FLORIDA REGISTERED ARCHITECT

Gregory B. Molina

FL. REG. # AR 93354

DATE: 12-29-18

COPYRIGHT © 2019
GBM ARCHITECTURE, PA
ALL RIGHTS RESERVED. THIS DOCUMENT DESIGN, OR PARTS THEREOF, MAY NOT BE REPRODUCED IN ANY FORM WITHOUT WRITTEN CONSENT FROM GBM ARCHITECTURE PA

GBM
ARCHITECTURE PA
ARCHITECTURE
MASTER PLANNING
AA26003332

2801 SW 3RD AVENUE, UNIT F8
FORT LAUDERDALE, FLORIDA 33315
T: 954.713.6101
C: 954.812.6680
E: GREGM@GBMARCHITECTURE.COM
WEB: WWW.GBMARCHITECTURE.COM

# DELRAY BEACH FORD

2501 SOUTH FEDERAL HIGHWAY
DELRAY BEACH, FL 33483

PALM BEACH COUNTY

CITY OF DELRAY BEACH

DRAWING ISSUE DATES:

1 01-19-18: CITY COMMENTS

2 12-29-18: BLDG. REV

SITE PLAN PHOTOMETRIC

SHEET

PH -1

PROJECT 161020
DATE 12-29-18
PERMIT NO.