



U.S. Department of Housing and Urban Development
Office of Community Planning and Development
Integrated Disbursement and Information System
CDBG Activity Summary Report (GPR) for Program Year 2017
DELRAY BEACH

Date: 19-Nov-2018
Time: 16:19
Page: 1

PGM Year: 2006
Project: 0005 - ECONOMIC DEVELOPMENT
IDIS Activity: 264 - BLACKTIP REEF RESTAURANT

Status: Open
Location: 343 NE 3rd Ave Delray Beach, FL 33444-3811

Objective: Create economic opportunities
Outcome: Sustainability
Matrix Code: ED Direct Financial Assistance to For-Profits (18A)

National Objective: LMJ

Initial Funding Date: 07/27/2007

Description:

FINANCIAL ASSISTANCE TO FOR-PROFIT BUSINESS

Financing

	Fund Type	Grant Year	Grant	Funded Amount	Drawn In Program Year	Drawn Thru Program Year
CDBG	EN	Pre-2015		\$44,695.29	\$0.00	\$0.00
		2005	B05MC120033		\$0.00	\$44,695.29
Total	Total			\$44,695.29	\$0.00	\$44,695.29

Proposed Accomplishments

Jobs : 2


Actual Accomplishments

Number assisted:

	Owner		Renter		Total		Person	
	Total	Hispanic	Total	Hispanic	Total	Hispanic	Total	Hispanic
White:	0	0	0	0	0	0		0
Black/African American:	0	0	0	0	0	0	0	0
Asian:	0	0	0	0	0	0	0	0
American Indian/Alaskan Native:	0	0	0	0	0	0	0	0
Native Hawaiian/Other Pacific Islander:	0	0	0	0	0	0	0	0
American Indian/Alaskan Native & White:	0	0	0	0	0	0	0	0
Asian White:	0	0	0	0	0	0	0	0
Black/African American & White:	0	0	0	0	0	0	0	0
American Indian/Alaskan Native & Black/African American:	0	0	0	0	0	0	0	0
Other multi-racial:	0	0	0	0	0	0	0	0
Asian/Pacific Islander:	0	0	0	0	0	0	0	0
Hispanic:	0	0	0	0	0	0	0	0
Total:	0	0	0	0	0	0	0	0

Female-headed Households:

0 0 0 0 0 0



U.S. Department of Housing and Urban Development
Office of Community Planning and Development
Integrated Disbursement and Information System
CDBG Activity Summary Report (GPR) for Program Year 2017
DELRAY BEACH

Date: 19-Nov-2018

Time: 16:19

Page: 2

Income Category:

	Owner	Renter	Total	Person
Extremely Low	0	0	0	0
Low Mod	0	0	0	0
Moderate	0	0	0	0
Non Low Moderate	0	0	0	0
Total	0	0	0	0
Percent Low/Mod				

Annual Accomplishments

Years	Accomplishment Narrative	# Benefitting
2006	Project completed in 8/2008.	



U.S. Department of Housing and Urban Development
Office of Community Planning and Development
Integrated Disbursement and Information System
CDBG Activity Summary Report (GPR) for Program Year 2017
DELRAY BEACH

Date: 19-Nov-2018
Time: 16:19
Page: 3

PGM Year: 2014
Project: 0002 - HOUSING REHABILITATION
IDIS Activity: 381 - HERRINGTON/13-459

Status: Open
Location: 618 SW 9th Ct Delray Beach, FL 33444-2362

Objective: Create suitable living environments
Outcome: Sustainability
Matrix Code: Rehab; Single-Unit Residential (14A) **National Objective:** LMH

Initial Funding Date: 09/08/2015

Description:
SINGLE-FAMILY RESIDENTIAL REHABILITATION

Financing

	Fund Type	Grant Year	Grant	Funded Amount	Drawn In Program Year	Drawn Thru Program Year
CDBG	EN	Pre-2015		\$25,992.26	\$0.00	\$0.00
		2013	B13MC120033		\$0.00	\$19.10
		2014	B14MC120033		\$12,167.16	\$25,973.16
Total	Total			\$25,992.26	\$12,167.16	\$25,992.26

Proposed Accomplishments

Housing Units : 1

Actual Accomplishments

Number assisted:

	Owner		Renter		Total		Person	
	Total	Hispanic	Total	Hispanic	Total	Hispanic	Total	Hispanic
White:	0	0	0	0	0	0		0
Black/African American:	1	0	0	0	1	0	0	0
Asian:	0	0	0	0	0	0	0	0
American Indian/Alaskan Native:	0	0	0	0	0	0	0	0
Native Hawaiian/Other Pacific Islander:	0	0	0	0	0	0	0	0
American Indian/Alaskan Native & White:	0	0	0	0	0	0	0	0
Asian White:	0	0	0	0	0	0	0	0
Black/African American & White:	0	0	0	0	0	0	0	0
American Indian/Alaskan Native & Black/African American:	0	0	0	0	0	0	0	0
Other multi-racial:	0	0	0	0	0	0	0	0
Asian/Pacific Islander:	0	0	0	0	0	0	0	0
Hispanic:	0	0	0	0	0	0	0	0
Total:	1	0	0	0	1	0	0	0



U.S. Department of Housing and Urban Development
Office of Community Planning and Development
Integrated Disbursement and Information System
CDBG Activity Summary Report (GPR) for Program Year 2017
DELRAY BEACH

Date: 19-Nov-2018

Time: 16:19

Page: 4

Female-headed Households:

0 0 0

Income Category:

	Owner	Renter	Total	Person
Extremely Low	0	0	0	0
Low Mod	1	0	1	0
Moderate	0	0	0	0
Non Low Moderate	0	0	0	0
Total	1	0	1	0
Percent Low/Mod	100.0%		100.0%	

Annual Accomplishments

Years	Accomplishment Narrative	# Benefitting
2014	PROJECT IS NEAR COMPLETION. PENDING PUNCH LIST ITEMS AND FINAL PAY REQUEST.	



U.S. Department of Housing and Urban Development
Office of Community Planning and Development
Integrated Disbursement and Information System
CDBG Activity Summary Report (GPR) for Program Year 2017
DELRAY BEACH

Date: 19-Nov-2018
Time: 16:19
Page: 5

PGM Year: 2015
Project: 0002 - HOUSING REHABILITATION
IDIS Activity: 394 - BROOKS/16-525

Status: Completed 9/30/2017 12:00:00 AM
Location: 234 NW 6th Ave Delray Beach, FL 33444-2743

Objective: Create suitable living environments
Outcome: Sustainability
Matrix Code: Rehab; Single-Unit Residential (14A) **National Objective:** LMH

Initial Funding Date: 01/11/2017

Description:
SINGLE FAMILY RESIDENTIAL REHABILITATION.

Financing

	Fund Type	Grant Year	Grant	Funded Amount	Drawn In Program Year	Drawn Thru Program Year
CDBG	EN	2015	B15MC120033	\$33,288.84	\$6,134.74	\$33,288.84
Total	Total			\$33,288.84	\$6,134.74	\$33,288.84

Proposed Accomplishments

Housing Units : 1

Actual Accomplishments

Number assisted:

	Owner		Renter		Total		Person	
	Total	Hispanic	Total	Hispanic	Total	Hispanic	Total	Hispanic
White:	0	0	0	0	0	0		0
Black/African American:	0	0	0	0	0	0	0	0
Asian:	0	0	0	0	0	0	0	0
American Indian/Alaskan Native:	0	0	0	0	0	0	0	0
Native Hawaiian/Other Pacific Islander:	0	0	0	0	0	0	0	0
American Indian/Alaskan Native & White:	0	0	0	0	0	0	0	0
Asian White:	0	0	0	0	0	0	0	0
Black/African American & White:	1	0	0	0	1	0	0	0
American Indian/Alaskan Native & Black/African American:	0	0	0	0	0	0	0	0
Other multi-racial:	0	0	0	0	0	0	0	0
Asian/Pacific Islander:	0	0	0	0	0	0	0	0
Hispanic:	0	0	0	0	0	0	0	0
Total:	1	0	0	0	1	0	0	0
Female-headed Households:	1		0		1			



U.S. Department of Housing and Urban Development
Office of Community Planning and Development
Integrated Disbursement and Information System
CDBG Activity Summary Report (GPR) for Program Year 2017
DELRAY BEACH

Date: 19-Nov-2018

Time: 16:19

Page: 6

Income Category:

	Owner	Renter	Total	Person
Extremely Low	0	0	0	0
Low Mod	1	0	1	0
Moderate	0	0	0	0
Non Low Moderate	0	0	0	0
Total	1	0	1	0
Percent Low/Mod	100.0%		100.0%	

Annual Accomplishments

Years	Accomplishment Narrative	# Benefitting
2016	RESIDENTIAL REHABILITATION COMPLETED ON 4/12/17. TOTAL OF \$33,288.84 EXPENDED; PAID TO LEONARD GRAHAM CONSTRUCTION FOR REHABILITATION, \$1,119.74 FOR TERMITE FUMIGATION AND \$19.10 FOR RECORDING FEES.	



U.S. Department of Housing and Urban Development
Office of Community Planning and Development
Integrated Disbursement and Information System
CDBG Activity Summary Report (GPR) for Program Year 2017
DELRAY BEACH

Date: 19-Nov-2018
Time: 16:19
Page: 7

PGM Year: 2015
Project: 0002 - HOUSING REHABILITATION
IDIS Activity: 395 - ODOM/16-521

Status: Completed 9/30/2017 12:00:00 AM
Location: 323 SW 10th St Delray Beach, FL 33444-2211

Objective: Create suitable living environments
Outcome: Sustainability
Matrix Code: Rehab; Single-Unit Residential (14A) **National Objective:** LMH

Initial Funding Date: 01/11/2017

Description:
SINGLE FAMILY UNIT RESIDENTIAL REHABILITATION.

Financing

	Fund Type	Grant Year	Grant	Funded Amount	Drawn In Program Year	Drawn Thru Program Year
CDBG	EN	2015	B15MC120033	\$44,315.10	\$8,029.60	\$44,315.10
Total	Total			\$44,315.10	\$8,029.60	\$44,315.10


Proposed Accomplishments

Housing Units : 1

Actual Accomplishments

Number assisted:

	Owner		Renter		Total		Person	
	Total	Hispanic	Total	Hispanic	Total	Hispanic	Total	Hispanic
White:	0	0	0	0	0	0		0
Black/African American:	1	0	0	0	1	0	0	0
Asian:	0	0	0	0	0	0	0	0
American Indian/Alaskan Native:	0	0	0	0	0	0	0	0
Native Hawaiian/Other Pacific Islander:	0	0	0	0	0	0	0	0
American Indian/Alaskan Native & White:	0	0	0	0	0	0	0	0
Asian White:	0	0	0	0	0	0	0	0
Black/African American & White:	0	0	0	0	0	0	0	0
American Indian/Alaskan Native & Black/African American:	0	0	0	0	0	0	0	0
Other multi-racial:	0	0	0	0	0	0	0	0
Asian/Pacific Islander:	0	0	0	0	0	0	0	0
Hispanic:	0	0	0	0	0	0	0	0
Total:	1	0	0	0	1	0	0	0
Female-headed Households:	1		0		1			



U.S. Department of Housing and Urban Development
Office of Community Planning and Development
Integrated Disbursement and Information System
CDBG Activity Summary Report (GPR) for Program Year 2017
DELRAY BEACH

Date: 19-Nov-2018

Time: 16:19

Page: 8

Income Category:

	Owner	Renter	Total	Person
Extremely Low	0	0	0	0
Low Mod	1	0	1	0
Moderate	0	0	0	0
Non Low Moderate	0	0	0	0
Total	1	0	1	0
Percent Low/Mod	100.0%		100.0%	

Annual Accomplishments

Years	Accomplishment Narrative	# Benefitting
2016	RESIDENTIAL REHABILITATION COMPLETED ON 8/18/17. TOTAL OF \$44,740.10 EXPENDED; \$44,296.00 PAID TO LEONARD GRAHAM CONSTRUCTION FOR REHABILITATION, \$425.00 FOR LEAD INSPECTION AND \$19.10 FOR RECORDING FEES.	



U.S. Department of Housing and Urban Development
Office of Community Planning and Development
Integrated Disbursement and Information System
CDBG Activity Summary Report (GPR) for Program Year 2017
DELRAY BEACH

Date: 19-Nov-2018
Time: 16:19
Page: 9

PGM Year: 2016
Project: 0001 - PROGRAM ADMINISTRATION
IDIS Activity: 396 - PROGRAM ADMINISTRATION

Status: Open
Location: ,

Objective:
Outcome:
Matrix Code: General Program Administration (21A) **National Objective:**

Initial Funding Date: 01/11/2017

Description:

THIS PROJECT PROVIDES FOR THE ELIGIBLE COSTS ASSOCIATED WITH THE ADMINISTRATION OF THE CITY'S CDBG PROGRAM AND NEIGHBORHOOD SERVICES DIVISION.

ELIGIBLE PROGRAM ADMINISTRATION COSTS INCLUDE STAFF AND RELATED COSTS REQUIRED FOR PROGRAM MANAGEMENT, COORDINATION, MONITORING, REPORTING, EVALUATION AND OVERSIGHT.

THESE COSTS ARE SUBJECT TO A STATUTORY LIMITATION OF NOT MORE THAN 20% OF THE ANNUAL GRANT FUNDS PLUS PROGRAM INCOME.

Financing


	Fund Type	Grant Year	Grant	Funded Amount	Drawn In Program Year	Drawn Thru Program Year
CDBG	EN	2016	B16MC120033	\$78,948.13	\$32,776.02	\$78,948.13
Total	Total			\$78,948.13	\$32,776.02	\$78,948.13

Proposed Accomplishments

Actual Accomplishments

Number assisted:

	Owner		Renter		Total		Person	
	Total	Hispanic	Total	Hispanic	Total	Hispanic	Total	Hispanic
White:					0	0		
Black/African American:					0	0		
Asian:					0	0		
American Indian/Alaskan Native:					0	0		
Native Hawaiian/Other Pacific Islander:					0	0		
American Indian/Alaskan Native & White:					0	0		
Asian White:					0	0		
Black/African American & White:					0	0		
American Indian/Alaskan Native & Black/African American:					0	0		
Other multi-racial:					0	0		
Asian/Pacific Islander:					0	0		
Hispanic:					0	0		
Total:	0	0	0	0	0	0	0	0



U.S. Department of Housing and Urban Development
Office of Community Planning and Development
Integrated Disbursement and Information System
CDBG Activity Summary Report (GPR) for Program Year 2017
DELRAY BEACH

Date: 19-Nov-2018

Time: 16:19

Page: 10

Female-headed Households:

0

Income Category:

	Owner	Renter	Total	Person
Extremely Low			0	
Low Mod			0	
Moderate			0	
Non Low Moderate			0	
Total	0	0	0	0
Percent Low/Mod				

Annual Accomplishments

No data returned for this view. This might be because the applied filter excludes all data.



U.S. Department of Housing and Urban Development
Office of Community Planning and Development
Integrated Disbursement and Information System
CDBG Activity Summary Report (GPR) for Program Year 2017
DELRAY BEACH

Date: 19-Nov-2018
Time: 16:19
Page: 11

PGM Year: 2016
Project: 0002 - HOUSING REHABILITATION
IDIS Activity: 397 - HOUSING REHABILITATION ADMINISTRATION

Status: Open
Location: 100 NW 1st Ave Delray Beach, FL 33444-2612

Objective: Create suitable living environments
Outcome: Sustainability
Matrix Code: Rehabilitation Administration (14H)

National Objective: LMA

Initial Funding Date: 01/11/2017

Description:

THIS PROJECT PROVIDES FOR STAFF COSTS AND RELATED EXPENSES REQUIRED FOR OUTREACH EFFORTS FOR MARKETING THE PROGRAM, REHABILITATION COUNSELING, SCREENING POTENTIAL APPLICANT HOUSEHOLDS AND STRUCTURES, PREPARING WORK SPECIFICATIONS AND BID PACKAGES, INSPECTIONS, ELIGIBILITY DETERMINATIONS AND OTHER SERVICES RELATED TO ASSISTING OWNERS, CONTRACTORS AND OTHER ENTITIES WHO ARE PARTICIPATING IN ELIGIBLE REHABILITATION ACTIVITIES.

Financing

	Fund Type	Grant Year	Grant	Funded Amount	Drawn In Program Year	Drawn Thru Program Year
CDBG	EN	2016	B16MC120033	\$131,201.83	\$45,714.45	\$131,201.83
Total	Total			\$131,201.83	\$45,714.45	\$131,201.83

Proposed Accomplishments

Housing Units : 10

Total Population in Service Area: 12,705

Census Tract Percent Low / Mod: 71.04

Annual Accomplishments

Years	Accomplishment Narrative	# Benefitting
2016	PROJECT PROVIDES FOR DIRECT OVERSIGHT TO REHABILITATION ACTIVITIES UNDER CURRENT FISCAL YEAR. ACTIVITY NUMBERS TO BE INCLUDED AS COMPLETED.	



U.S. Department of Housing and Urban Development
Office of Community Planning and Development
Integrated Disbursement and Information System
CDBG Activity Summary Report (GPR) for Program Year 2017
DELRAY BEACH

Date: 19-Nov-2018
Time: 16:19
Page: 12

PGM Year: 2014
Project: 0002 - HOUSING REHABILITATION
IDIS Activity: 398 - GARZA/16-537

Status: Open
Location: 905 SW 10th Ave Delray Beach, FL 33444-7707

Objective: Create suitable living environments
Outcome: Sustainability
Matrix Code: Rehab; Single-Unit Residential (14A) **National Objective:** LMH

Initial Funding Date: 02/28/2017

Description:
SINGLE UNIT RESIDENTIAL REHAHABILITATION
Financing

	Fund Type	Grant Year	Grant	Funded Amount	Drawn In Program Year	Drawn Thru Program Year
CDBG	EN	Pre-2015		\$26,660.00	\$0.00	\$0.00
		2014	B14MC120033		\$0.00	\$425.00
Total	Total			\$26,660.00	\$0.00	\$425.00

Proposed Accomplishments

Housing Units : 1


Actual Accomplishments

Number assisted:

	Owner		Renter		Total		Person	
	Total	Hispanic	Total	Hispanic	Total	Hispanic	Total	Hispanic
White:	0	0	0	0	0	0		0
Black/African American:	0	0	0	0	0	0	0	0
Asian:	0	0	0	0	0	0	0	0
American Indian/Alaskan Native:	0	0	0	0	0	0	0	0
Native Hawaiian/Other Pacific Islander:	0	0	0	0	0	0	0	0
American Indian/Alaskan Native & White:	0	0	0	0	0	0	0	0
Asian White:	0	0	0	0	0	0	0	0
Black/African American & White:	0	0	0	0	0	0	0	0
American Indian/Alaskan Native & Black/African American:	0	0	0	0	0	0	0	0
Other multi-racial:	0	0	0	0	0	0	0	0
Asian/Pacific Islander:	0	0	0	0	0	0	0	0
Hispanic:	0	0	0	0	0	0	0	0
Total:	0	0	0	0	0	0	0	0

Female-headed Households:

0 0 0



U.S. Department of Housing and Urban Development
Office of Community Planning and Development
Integrated Disbursement and Information System
CDBG Activity Summary Report (GPR) for Program Year 2017
DELRAY BEACH

Date: 19-Nov-2018

Time: 16:19

Page: 13

Income Category:

	Owner	Renter	Total	Person
Extremely Low	0	0	0	0
Low Mod	0	0	0	0
Moderate	0	0	0	0
Non Low Moderate	0	0	0	0
Total	0	0	0	0
Percent Low/Mod				

Annual Accomplishments

Years	Accomplishment Narrative	# Benefitting
2016	WRITE UP COMPLETED. PENDING SHPO APPROVAL FROM STATE. BID TO FOLLOW.	



U.S. Department of Housing and Urban Development
Office of Community Planning and Development
Integrated Disbursement and Information System
CDBG Activity Summary Report (GPR) for Program Year 2017
DELRAY BEACH

Date: 19-Nov-2018
Time: 16:19
Page: 14

PGM Year: 2014
Project: 0002 - HOUSING REHABILITATION
IDIS Activity: 399 - GAINER/16-543

Status: Open
Location: 238 SW 11th Ave Delray Beach, FL 33444-1530

Objective: Create suitable living environments
Outcome: Sustainability
Matrix Code: Rehab; Single-Unit Residential (14A) **National Objective:** LMH

Initial Funding Date: 02/28/2017

Description:
SINGLE UNIT RESIDENTIAL REHABILITATION
Financing

	Fund Type	Grant Year	Grant	Funded Amount	Drawn In Program Year	Drawn Thru Program Year
CDBG	EN	Pre-2015		\$425.00	\$0.00	\$0.00
		2014	B14MC120033		\$0.00	\$425.00
Total	Total			\$425.00	\$0.00	\$425.00


Proposed Accomplishments

Housing Units : 1

Actual Accomplishments

Number assisted:

	Owner		Renter		Total		Person	
	Total	Hispanic	Total	Hispanic	Total	Hispanic	Total	Hispanic
White:	0	0	0	0	0	0		0
Black/African American:	0	0	0	0	0	0	0	0
Asian:	0	0	0	0	0	0	0	0
American Indian/Alaskan Native:	0	0	0	0	0	0	0	0
Native Hawaiian/Other Pacific Islander:	0	0	0	0	0	0	0	0
American Indian/Alaskan Native & White:	0	0	0	0	0	0	0	0
Asian White:	0	0	0	0	0	0	0	0
Black/African American & White:	0	0	0	0	0	0	0	0
American Indian/Alaskan Native & Black/African American:	0	0	0	0	0	0	0	0
Other multi-racial:	0	0	0	0	0	0	0	0
Asian/Pacific Islander:	0	0	0	0	0	0	0	0
Hispanic:	0	0	0	0	0	0	0	0
Total:	0	0	0	0	0	0	0	0
Female-headed Households:	0		0		0			



U.S. Department of Housing and Urban Development
Office of Community Planning and Development
Integrated Disbursement and Information System
CDBG Activity Summary Report (GPR) for Program Year 2017
DELRAY BEACH

Date: 19-Nov-2018

Time: 16:19

Page: 15

Income Category:

	Owner	Renter	Total	Person
Extremely Low	0	0	0	0
Low Mod	0	0	0	0
Moderate	0	0	0	0
Non Low Moderate	0	0	0	0
Total	0	0	0	0
Percent Low/Mod				

Annual Accomplishments

Years	Accomplishment Narrative	# Benefitting
2016	WRITE UP COMPLETED. PENDING SHPO APPROVAL FROM STATE. BID TO FOLLOW.	



U.S. Department of Housing and Urban Development
Office of Community Planning and Development
Integrated Disbursement and Information System
CDBG Activity Summary Report (GPR) for Program Year 2017
DELRAY BEACH

Date: 19-Nov-2018
Time: 16:19
Page: 16

PGM Year: 2014
Project: 0002 - HOUSING REHABILITATION
IDIS Activity: 400 - HANKERSON/16-686

Status: Open
Location: 314 SW 10th Ave Delray Beach, FL 33444-4429

Objective: Create suitable living environments
Outcome: Sustainability
Matrix Code: Rehab; Single-Unit Residential (14A) **National Objective:** LMH

Initial Funding Date: 02/28/2017

Description:
SINGLE UNIT RESIDENTIAL REHABILITATION
Financing

	Fund Type	Grant Year	Grant	Funded Amount	Drawn In Program Year	Drawn Thru Program Year
CDBG	EN	Pre-2015		\$425.00	\$0.00	\$0.00
		2014	B14MC120033		\$0.00	\$425.00
Total	Total			\$425.00	\$0.00	\$425.00


Proposed Accomplishments

Housing Units : 1

Actual Accomplishments

Number assisted:

	Owner		Renter		Total		Person	
	Total	Hispanic	Total	Hispanic	Total	Hispanic	Total	Hispanic
White:	0	0	0	0	0	0		0
Black/African American:	0	0	0	0	0	0	0	0
Asian:	0	0	0	0	0	0	0	0
American Indian/Alaskan Native:	0	0	0	0	0	0	0	0
Native Hawaiian/Other Pacific Islander:	0	0	0	0	0	0	0	0
American Indian/Alaskan Native & White:	0	0	0	0	0	0	0	0
Asian White:	0	0	0	0	0	0	0	0
Black/African American & White:	0	0	0	0	0	0	0	0
American Indian/Alaskan Native & Black/African American:	0	0	0	0	0	0	0	0
Other multi-racial:	0	0	0	0	0	0	0	0
Asian/Pacific Islander:	0	0	0	0	0	0	0	0
Hispanic:	0	0	0	0	0	0	0	0
Total:	0	0	0	0	0	0	0	0
Female-headed Households:	0		0		0			



U.S. Department of Housing and Urban Development
Office of Community Planning and Development
Integrated Disbursement and Information System
CDBG Activity Summary Report (GPR) for Program Year 2017
DELRAY BEACH

Date: 19-Nov-2018

Time: 16:19

Page: 17

Income Category:

	Owner	Renter	Total	Person
Extremely Low	0	0	0	0
Low Mod	0	0	0	0
Moderate	0	0	0	0
Non Low Moderate	0	0	0	0
Total	0	0	0	0
Percent Low/Mod				

Annual Accomplishments

Years	Accomplishment Narrative	# Benefitting
2016	WRITE UP COMPLETED. SHPO APPROVED BY PLANNING AND ZONING. BID TO FOLLOW.	



U.S. Department of Housing and Urban Development
Office of Community Planning and Development
Integrated Disbursement and Information System
CDBG Activity Summary Report (GPR) for Program Year 2017
DELRAY BEACH

Date: 19-Nov-2018
Time: 16:19
Page: 18

PGM Year: 2014
Project: 0002 - HOUSING REHABILITATION
IDIS Activity: 402 - OWENS/16-514

Status: Open
Location: 124 SW 8th St Delray Beach, FL 33444-2310

Objective: Create suitable living environments
Outcome: Sustainability
Matrix Code: Rehab; Single-Unit Residential (14A) **National Objective:** LMH

Initial Funding Date: 06/29/2017

Description:
SINGLE-FAMILY RESIDENTIAL REHABILITATION
Financing

	Fund Type	Grant Year	Grant	Funded Amount	Drawn In Program Year	Drawn Thru Program Year
CDBG	EN	Pre-2015		\$19.10	\$0.00	\$0.00
		2014	B14MC120033		\$0.00	\$19.10
Total	Total			\$19.10	\$0.00	\$19.10

Proposed Accomplishments

Housing Units : 1


Actual Accomplishments

Number assisted:

	Owner		Renter		Total		Person	
	Total	Hispanic	Total	Hispanic	Total	Hispanic	Total	Hispanic
White:	0	0	0	0	0	0		0
Black/African American:	0	0	0	0	0	0	0	0
Asian:	0	0	0	0	0	0	0	0
American Indian/Alaskan Native:	0	0	0	0	0	0	0	0
Native Hawaiian/Other Pacific Islander:	0	0	0	0	0	0	0	0
American Indian/Alaskan Native & White:	0	0	0	0	0	0	0	0
Asian White:	0	0	0	0	0	0	0	0
Black/African American & White:	0	0	0	0	0	0	0	0
American Indian/Alaskan Native & Black/African American:	0	0	0	0	0	0	0	0
Other multi-racial:	0	0	0	0	0	0	0	0
Asian/Pacific Islander:	0	0	0	0	0	0	0	0
Hispanic:	0	0	0	0	0	0	0	0
Total:	0	0	0	0	0	0	0	0

Female-headed Households:

0 0 0



U.S. Department of Housing and Urban Development
Office of Community Planning and Development
Integrated Disbursement and Information System
CDBG Activity Summary Report (GPR) for Program Year 2017
DELRAY BEACH

Date: 19-Nov-2018

Time: 16:19

Page: 19

Income Category:

	Owner	Renter	Total	Person
Extremely Low	0	0	0	0
Low Mod	0	0	0	0
Moderate	0	0	0	0
Non Low Moderate	0	0	0	0
Total	0	0	0	0
Percent Low/Mod				

Annual Accomplishments

Years	Accomplishment Narrative	# Benefitting
2017	PROJECT WAS APPROVED HOWEVER GENERAL CONTRACTOR WAS TERMINATED DUE TO FAILURE TO PICK UP PERMIT TO COMMENCE WORK. PROJECT TO BE REBID. CURRENTLY PENDING EXECUTED AGREEMENT.	



U.S. Department of Housing and Urban Development
Office of Community Planning and Development
Integrated Disbursement and Information System
CDBG Activity Summary Report (GPR) for Program Year 2017
DELRAY BEACH

Date: 19-Nov-2018
Time: 16:19
Page: 20

PGM Year: 2016
Project: 0004 - PUBLIC SERVICE
IDIS Activity: 403 - MILAGRO FOUNDATION DBA MILAGRO CENTER

Status: Completed 9/30/2017 12:00:00 AM
Location: 695 Auburn Ave Delray Beach, FL 33444-4416

Objective: Create economic opportunities
Outcome: Availability/accessibility
Matrix Code: Youth Services (05D)

National Objective: LMC

Initial Funding Date: 06/29/2017

Description:

THE MAJOR FOCUS OF THE MILAGRO CENTER UNDER THIS AGREEMENT WILL BE PROVIDING YEAR-ROUND CULTURAL ARTS AND EDUCATION-BASED OUT-OF-SCHOOL TIME PROGRAMS TO ELIGIBLE CHILDREN.
THE MAJOR TASKS WHICH THE MILAGRO CENTER WILL PERFORM IN CONNECTION WITH THE PROVISION OF THE AFTERSCHOOL, SUMMER CAMP, TEEN PROGRAM, MENTORING AND FAMILY STRENGTHENING SERVICES TO ELIGIBLE CHILDREN AGES 12 MONTHS THROUGH FIVE YEARS AND AFTER OUT OF SCHOOL CARE FOR ELIGIBLE CHILDREN KINDERGARTEN - 12TH GRADE.
CDBG FUNDS WILL BE USED TO PROVIDE DIRECT SUPPORT TO THE CHILDREN AND FAMILIES FOR ALL ASPECTS OF DELIVERY OF SERVICE.

Financing

	Fund Type	Grant Year	Grant	Funded Amount	Drawn In Program Year	Drawn Thru Program Year
CDBG	EN	2016	B16MC120033	\$30,000.00	\$12,500.00	\$30,000.00
Total	Total			\$30,000.00	\$12,500.00	\$30,000.00

Proposed Accomplishments

People (General) : 207

Actual Accomplishments

Number assisted:

	Owner		Renter		Total		Person	
	Total	Hispanic	Total	Hispanic	Total	Hispanic	Total	Hispanic
White:	0	0	0	0	0	0	5	0
Black/African American:	0	0	0	0	0	0	76	0
Asian:	0	0	0	0	0	0	0	0
American Indian/Alaskan Native:	0	0	0	0	0	0	0	0
Native Hawaiian/Other Pacific Islander:	0	0	0	0	0	0	0	0
American Indian/Alaskan Native & White:	0	0	0	0	0	0	0	0
Asian White:	0	0	0	0	0	0	0	0
Black/African American & White:	0	0	0	0	0	0	2	0
American Indian/Alaskan Native & Black/African American:	0	0	0	0	0	0	0	0
Other multi-racial:	0	0	0	0	0	0	26	26
Asian/Pacific Islander:	0	0	0	0	0	0	0	0



U.S. Department of Housing and Urban Development
Office of Community Planning and Development
Integrated Disbursement and Information System
CDBG Activity Summary Report (GPR) for Program Year 2017
DELRAY BEACH

Date: 19-Nov-2018

Time: 16:19

Page: 21

Hispanic:	0	0	0	0	0	0	0	0
Total:	0	0	0	0	0	0	109	26

Female-headed Households:	0	0	0	0	0	0	0	0
---------------------------	---	---	---	---	---	---	---	---

Income Category:

	Owner	Renter	Total	Person
Extremely Low	0	0	0	70
Low Mod	0	0	0	21
Moderate	0	0	0	18
Non Low Moderate	0	0	0	0
Total	0	0	0	109
Percent Low/Mod				100.0%

Annual Accomplishments

Years	Accomplishment Narrative	# Benefitting
2017	MILAGRO CENTER ASSISTED APPROXIMATELY 57 CHILDREN CHILDREN ON A MONTHLY BASIS THRU TWO PROGRAMS STARS AND 52 THRU THE TEEN LEADERSHIP PROGRAM.	



U.S. Department of Housing and Urban Development
Office of Community Planning and Development
Integrated Disbursement and Information System
CDBG Activity Summary Report (GPR) for Program Year 2017
DELRAY BEACH

Date: 19-Nov-2018
Time: 16:19
Page: 22

PGM Year: 2016
Project: 0004 - PUBLIC SERVICE
IDIS Activity: 404 - LEGAL AID SOCIETY OF PALM BEACH COUNTY, INC.

Status: Completed 9/30/2017 12:00:00 AM
Location: 423 Fern St Ste 200 Suite 200 West Palm Beach, FL
33401-5839

Objective: Create economic opportunities
Outcome: Availability/accessibility
Matrix Code: Fair Housing Activities (if CDBG, then
subject to 15% cap) (05J)

National Objective: LMA

Initial Funding Date: 09/21/2017

Description:

Project provides funding assistance in support of the Legal Aid Society to provide fair housing education and outreach events for eligible residents in Delray Beach. Conduct a minimum of two (2) Housing Industry ProviderCommunity Education Sessions and provide a minimum of seven (7) units of unduplicated fair housing enforcement, landlord tenant counseling and foreclosure representation services. Ongoing media and public information campaign.

Financing

	Fund Type	Grant Year	Grant	Funded Amount	Drawn In Program Year	Drawn Thru Program Year
CDBG	EN	2016	B16MC120033	\$4,000.00	\$4,000.00	\$4,000.00
Total	Total			\$4,000.00	\$4,000.00	\$4,000.00

Proposed Accomplishments

People (General) : 244
Total Population in Service Area: 12,705
Census Tract Percent Low / Mod: 71.04

Annual Accomplishments

Years	Accomplishment Narrative	# Benefitting
2017	LEGAL AID SOCIETY HELD TWO WORKSHOPS REACHING OUT TO TWELVE HOUSEHOLDS AND INDIVIDUAL ASSISTANCE TO SEVEN (7) PERSONS UNDER THE FAIR HOUSING OUTREACH INITIATIVES.	



U.S. Department of Housing and Urban Development
Office of Community Planning and Development
Integrated Disbursement and Information System
CDBG Activity Summary Report (GPR) for Program Year 2017
DELRAY BEACH

Date: 19-Nov-2018
Time: 16:19
Page: 23

PGM Year: 2016
Project: 0002 - HOUSING REHABILITATION
IDIS Activity: 405 - HATCHER/17-712

Status: Open
Location: 224 NW 4th Ave Delray Beach, FL 33444-2716

Objective: Create suitable living environments

Outcome: Sustainability

Matrix Code: Rehab; Single-Unit Residential (14A)

National Objective: LMH

Initial Funding Date: 09/21/2017

Description:

SINGLE UNIT RESIDENTIAL REHABILITATION.

Financing

	Fund Type	Grant Year	Grant	Funded Amount	Drawn In Program Year	Drawn Thru Program Year
CDBG	EN	2016	B16MC120033	\$425.00	\$425.00	\$425.00
Total	Total			\$425.00	\$425.00	\$425.00


Proposed Accomplishments

Housing Units : 1

Actual Accomplishments

Number assisted:

	Owner		Renter		Total		Person	
	Total	Hispanic	Total	Hispanic	Total	Hispanic	Total	Hispanic
White:	0	0	0	0	0	0		0
Black/African American:	0	0	0	0	0	0	0	0
Asian:	0	0	0	0	0	0	0	0
American Indian/Alaskan Native:	0	0	0	0	0	0	0	0
Native Hawaiian/Other Pacific Islander:	0	0	0	0	0	0	0	0
American Indian/Alaskan Native & White:	0	0	0	0	0	0	0	0
Asian White:	0	0	0	0	0	0	0	0
Black/African American & White:	0	0	0	0	0	0	0	0
American Indian/Alaskan Native & Black/African American:	0	0	0	0	0	0	0	0
Other multi-racial:	0	0	0	0	0	0	0	0
Asian/Pacific Islander:	0	0	0	0	0	0	0	0
Hispanic:	0	0	0	0	0	0	0	0
Total:	0	0	0	0	0	0	0	0
Female-headed Households:	0		0		0			



U.S. Department of Housing and Urban Development
Office of Community Planning and Development
Integrated Disbursement and Information System
CDBG Activity Summary Report (GPR) for Program Year 2017
DELRAY BEACH

Date: 19-Nov-2018

Time: 16:19

Page: 24

Income Category:

	Owner	Renter	Total	Person
Extremely Low	0	0	0	0
Low Mod	0	0	0	0
Moderate	0	0	0	0
Non Low Moderate	0	0	0	0
Total	0	0	0	0
Percent Low/Mod				

Annual Accomplishments

Years	Accomplishment Narrative	# Benefitting
2017	PROJECT NOT YET STARTED. CURRENTLY UNDER REVIEW FOR WRITE UP PREPARATION. UPON APPROVAL WILL BE PLACED OUT FOR BID.	



U.S. Department of Housing and Urban Development
Office of Community Planning and Development
Integrated Disbursement and Information System
CDBG Activity Summary Report (GPR) for Program Year 2017
DELRAY BEACH

Date: 19-Nov-2018
Time: 16:19
Page: 25

PGM Year: 2016
Project: 0002 - HOUSING REHABILITATION
IDIS Activity: 406 - MARCEL/16-538

Status: Open
Location: 513 SW 15th Ave Delray Beach, FL 33444-1439

Objective: Create suitable living environments
Outcome: Sustainability
Matrix Code: Rehab; Single-Unit Residential (14A) **National Objective:** LMH

Initial Funding Date: 11/07/2017

Description:
SINGLE UNIT RESIDENTIAL REHABILITATION
Financing

	Fund Type	Grant Year	Grant	Funded Amount	Drawn In Program Year	Drawn Thru Program Year
CDBG	EN	2016	B16MC120033	\$23,714.10	\$23,714.10	\$23,714.10
Total	Total			\$23,714.10	\$23,714.10	\$23,714.10

Proposed Accomplishments

Housing Units : 1

Actual Accomplishments

Number assisted:

	Owner		Renter		Total		Person	
	Total	Hispanic	Total	Hispanic	Total	Hispanic	Total	Hispanic
White:	0	0	0	0	0	0		0
Black/African American:	0	0	0	0	0	0	0	0
Asian:	0	0	0	0	0	0	0	0
American Indian/Alaskan Native:	0	0	0	0	0	0	0	0
Native Hawaiian/Other Pacific Islander:	0	0	0	0	0	0	0	0
American Indian/Alaskan Native & White:	0	0	0	0	0	0	0	0
Asian White:	0	0	0	0	0	0	0	0
Black/African American & White:	0	0	0	0	0	0	0	0
American Indian/Alaskan Native & Black/African American:	0	0	0	0	0	0	0	0
Other multi-racial:	0	0	0	0	0	0	0	0
Asian/Pacific Islander:	0	0	0	0	0	0	0	0
Hispanic:	0	0	0	0	0	0	0	0
Total:	0	0	0	0	0	0	0	0
Female-headed Households:	0		0		0			



U.S. Department of Housing and Urban Development
Office of Community Planning and Development
Integrated Disbursement and Information System
CDBG Activity Summary Report (GPR) for Program Year 2017
DELRAY BEACH

Date: 19-Nov-2018

Time: 16:19

Page: 26

Income Category:

	Owner	Renter	Total	Person
Extremely Low	0	0	0	0
Low Mod	0	0	0	0
Moderate	0	0	0	0
Non Low Moderate	0	0	0	0
Total	0	0	0	0
Percent Low/Mod				

Annual Accomplishments

Years	Accomplishment Narrative	# Benefitting
2016	PROJECT HAS BEGUN. PLUMBING NEARLY 95% COMPLETE. MOVING TOWARDS DRYWALL ENCLOSURE ON THE INTERIOR OF HOME.	



U.S. Department of Housing and Urban Development
Office of Community Planning and Development
Integrated Disbursement and Information System
CDBG Activity Summary Report (GPR) for Program Year 2017
DELRAY BEACH

Date: 19-Nov-2018
Time: 16:19
Page: 27

PGM Year: 2016
Project: 0004 - PUBLIC SERVICE
IDIS Activity: 407 - ACHIEVEMENT CENTERS FOR CHILDREN AND FAMILIES

Status: Completed 11/8/2017 12:00:00 AM
Location: 555 NW 4th St Delray Beach, FL 33444-2734

Objective: Create economic opportunities
Outcome: Availability/accessibility
Matrix Code: Youth Services (05D)

National Objective: LMC

Initial Funding Date: 11/07/2017

Description:

Provides programs at Village Academy School (afterschool, summer camp, teen program, adult education and family strengthening) to support the low-income and disadvantaged. CDBG funds will be used to provide direct support to the children and families for all aspects of delivery of service.

Financing

	Fund Type	Grant Year	Grant	Funded Amount	Drawn In Program Year	Drawn Thru Program Year
CDBG	EN	2016	B16MC120033	\$13,383.00	\$13,383.00	\$13,383.00
Total	Total			\$13,383.00	\$13,383.00	\$13,383.00


Proposed Accomplishments

People (General) : 166

Actual Accomplishments

Number assisted:

	Owner		Renter		Total		Person	
	Total	Hispanic	Total	Hispanic	Total	Hispanic	Total	Hispanic
White:	0	0	0	0	0	0	0	0
Black/African American:	0	0	0	0	0	0	233	0
Asian:	0	0	0	0	0	0	0	0
American Indian/Alaskan Native:	0	0	0	0	0	0	0	0
Native Hawaiian/Other Pacific Islander:	0	0	0	0	0	0	0	0
American Indian/Alaskan Native & White:	0	0	0	0	0	0	0	0
Asian White:	0	0	0	0	0	0	0	0
Black/African American & White:	0	0	0	0	0	0	5	0
American Indian/Alaskan Native & Black/African American:	0	0	0	0	0	0	0	0
Other multi-racial:	0	0	0	0	0	0	26	0
Asian/Pacific Islander:	0	0	0	0	0	0	0	0
Hispanic:	0	0	0	0	0	0	0	0
Total:	0	0	0	0	0	0	264	0
Female-headed Households:	0		0		0			



U.S. Department of Housing and Urban Development
Office of Community Planning and Development
Integrated Disbursement and Information System
CDBG Activity Summary Report (GPR) for Program Year 2017
DELRAY BEACH

Date: 19-Nov-2018

Time: 16:19

Page: 28

Income Category:

	Owner	Renter	Total	Person
Extremely Low	0	0	0	264
Low Mod	0	0	0	0
Moderate	0	0	0	0
Non Low Moderate	0	0	0	0
Total	0	0	0	264
Percent Low/Mod				100.0%

Annual Accomplishments

Years	Accomplishment Narrative	# Benefitting
2016	PROGRAM FUNDS EXPENDED. PROVIDED YOUTH SERVICES TO AN AVERAGE OF 260 CHILDREN.	



U.S. Department of Housing and Urban Development
Office of Community Planning and Development
Integrated Disbursement and Information System
CDBG Activity Summary Report (GPR) for Program Year 2017
DELRAY BEACH

Date: 19-Nov-2018
Time: 16:19
Page: 29

PGM Year: 2016
Project: 0004 - PUBLIC SERVICE
IDIS Activity: 408 - URBAN LEAGUE OF PALM BEACH COUNTY

Status: Completed 12/1/2017 12:00:00 AM
Location: 1700 N Australian Ave West Palm Beach, FL 33407-5623

Objective: Create economic opportunities
Outcome: Availability/accessibility
Matrix Code: Fair Housing Activities (if CDBG, then subject to 15% cap) (05J)

National Objective: LMA

Initial Funding Date: 11/07/2017

Description:

PROVIDES FUNDING FOR THE COMPREHENSIVE HOUSING COUNSELING PROGRAM INCLUDING FIRST-TIME HOMEBUYERS EDUCATION, PRE-PURCHASE COUNSELING AND FORECLOSURE MITIGATION COUNSELING. FUNDS TO ASSIST LOW AND MODERATE INCOME INCOME RESIDENTS MAINTAIN STABLE HOUSING, ACQUIRE FINANCIAL LITERACY SKILLS AND AVOID HOUSING CRISIS.

Financing

	Fund Type	Grant Year	Grant	Funded Amount	Drawn In Program Year	Drawn Thru Program Year
CDBG	EN	2016	B16MC120033	\$5,000.00	\$5,000.00	\$5,000.00
Total	Total			\$5,000.00	\$5,000.00	\$5,000.00

Proposed Accomplishments

People (General) : 21
Total Population in Service Area: 12,705
Census Tract Percent Low / Mod: 71.04

Annual Accomplishments

Years	Accomplishment Narrative	# Benefitting
2016	PROGRAM FUNDS HAVE BEEN EXPENDED IN THE AMOUNT OF \$5,000. AGENCY PROVIDED THREE (3) WORKSHOPS TO FORTY-SIX (46) INDIVIDUALS AND INDIVIDUAL FINANCIAL LITERACY TO APPROX. THIRTEEN (13) PERSONS.	



U.S. Department of Housing and Urban Development
Office of Community Planning and Development
Integrated Disbursement and Information System
CDBG Activity Summary Report (GPR) for Program Year 2017
DELRAY BEACH

Date: 19-Nov-2018
Time: 16:19
Page: 30

PGM Year: 2016
Project: 0004 - PUBLIC SERVICE
IDIS Activity: 409 - KNIGHTS OF PYTHAGORAS MENTORING NETWORK

Status: Completed 12/1/2017 12:00:00 AM
Location: 401 W Atlantic Ave Suite 09 Delray Beach, FL 33444-3689
Objective: Create economic opportunities
Outcome: Availability/accessibility
Matrix Code: Youth Services (05D)
National Objective: LMC

Initial Funding Date: 11/07/2017

Description:

PROVIDING MENTORING, GANG PREVENTION AND HEALTHY LIFESTYLES PROGRAM DESIGNED TO FOSTER LEADERSHIP, ACADEMIC SUCCESS AND CIVIC-MINDEDNESS IN YOUTH AGES 7-17.

Financing

	Fund Type	Grant Year	Grant	Funded Amount	Drawn In Program Year	Drawn Thru Program Year
CDBG	EN	2016	B16MC120033	\$13,000.00	\$13,000.00	\$13,000.00
Total	Total			\$13,000.00	\$13,000.00	\$13,000.00


Proposed Accomplishments

People (General) : 51

Actual Accomplishments

Number assisted:

	Owner		Renter		Total		Person	
	Total	Hispanic	Total	Hispanic	Total	Hispanic	Total	Hispanic
White:	0	0	0	0	0	0	2	0
Black/African American:	0	0	0	0	0	0	28	3
Asian:	0	0	0	0	0	0	0	0
American Indian/Alaskan Native:	0	0	0	0	0	0	0	0
Native Hawaiian/Other Pacific Islander:	0	0	0	0	0	0	0	0
American Indian/Alaskan Native & White:	0	0	0	0	0	0	0	0
Asian White:	0	0	0	0	0	0	0	0
Black/African American & White:	0	0	0	0	0	0	0	0
American Indian/Alaskan Native & Black/African American:	0	0	0	0	0	0	0	0
Other multi-racial:	0	0	0	0	0	0	1	0
Asian/Pacific Islander:	0	0	0	0	0	0	0	0
Hispanic:	0	0	0	0	0	0	0	0
Total:	0	0	0	0	0	0	31	3
Female-headed Households:	0		0		0			



U.S. Department of Housing and Urban Development
Office of Community Planning and Development
Integrated Disbursement and Information System
CDBG Activity Summary Report (GPR) for Program Year 2017
DELRAY BEACH

Date: 19-Nov-2018

Time: 16:19

Page: 31

Income Category:

	Owner	Renter	Total	Person
Extremely Low	0	0	0	22
Low Mod	0	0	0	6
Moderate	0	0	0	3
Non Low Moderate	0	0	0	0
Total	0	0	0	31
Percent Low/Mod				100.0%

Annual Accomplishments

Years	Accomplishment Narrative	# Benefitting
2016	PROGRAM FUNDS HAVE BEEN EXPENDED. AN AVERAGE OF THIRTY-ONE (31) HOUSEHOLDS ASSISTED DURING THE TERM PERIOD.	



U.S. Department of Housing and Urban Development
Office of Community Planning and Development
Integrated Disbursement and Information System
CDBG Activity Summary Report (GPR) for Program Year 2017
DELRAY BEACH

Date: 19-Nov-2018
Time: 16:19
Page: 32

PGM Year: 2017
Project: 0001 - PROGRAM ADMINISTRATION
IDIS Activity: 411 - PROGRAM ADMINISTRATION

Status: Open
Location: ,

Objective:
Outcome:
Matrix Code: General Program Administration (21A) **National Objective:**

Initial Funding Date: 02/01/2018

Description:

THIS PROJECT PROVIDES FOR THE ELIGIBLE COSTS ASSOCIATED WITH THE ADMINISTRATION OF THE CITY'S CDBG PROGRAM AND NEIGHBORHOOD SERVICES DIVISION.

ELIGIBLE PROGRAM ADMINISTRATION COSTS INCLUDE STAFF AND RELATED COSTS REQUIRED FOR PROGRAM MANAGEMENT, COORDINATION, MONITORING, REPORTING, EVALUATION AND OVERSIGHT.

THESE COSTS ARE SUBJECT TO A STATUTORY LIMITATION OF NOT MORE THAN 20% OF THE ANNUAL GRANT FUNDS PLUS PROGRAM INCOME.

Financing


	Fund Type	Grant Year	Grant	Funded Amount	Drawn In Program Year	Drawn Thru Program Year
CDBG	EN	2017	B17MC120033	\$84,085.75	\$68,633.64	\$68,633.64
Total	Total			\$84,085.75	\$68,633.64	\$68,633.64

Proposed Accomplishments

Actual Accomplishments

Number assisted:

	Owner		Renter		Total		Person	
	Total	Hispanic	Total	Hispanic	Total	Hispanic	Total	Hispanic
White:					0	0		
Black/African American:					0	0		
Asian:					0	0		
American Indian/Alaskan Native:					0	0		
Native Hawaiian/Other Pacific Islander:					0	0		
American Indian/Alaskan Native & White:					0	0		
Asian White:					0	0		
Black/African American & White:					0	0		
American Indian/Alaskan Native & Black/African American:					0	0		
Other multi-racial:					0	0		
Asian/Pacific Islander:					0	0		
Hispanic:					0	0		
Total:	0	0	0	0	0	0	0	0



U.S. Department of Housing and Urban Development
Office of Community Planning and Development
Integrated Disbursement and Information System
CDBG Activity Summary Report (GPR) for Program Year 2017
DELRAY BEACH

Date: 19-Nov-2018

Time: 16:19

Page: 33

Female-headed Households:

0

Income Category:

	Owner	Renter	Total	Person
Extremely Low			0	
Low Mod			0	
Moderate			0	
Non Low Moderate			0	
Total	0	0	0	0
Percent Low/Mod				

Annual Accomplishments

No data returned for this view. This might be because the applied filter excludes all data.



U.S. Department of Housing and Urban Development
Office of Community Planning and Development
Integrated Disbursement and Information System
CDBG Activity Summary Report (GPR) for Program Year 2017
DELRAY BEACH

Date: 19-Nov-2018
Time: 16:19
Page: 34

PGM Year: 2017
Project: 0002 - HOUSING REHABILITATION
IDIS Activity: 412 - HOUSING REHABILITATION ADMINISTRATION

Status: Open
Location: 100 NW 1st Ave Delray Beach, FL 33444-2612
Objective: Create suitable living environments
Outcome: Sustainability
Matrix Code: Acquisition for Rehabilitation (14G) **National Objective:** LMH

Initial Funding Date: 02/01/2018

Description:

THIS PROJECT PROVIDES FOR STAFF COSTS AND RELATED EXPENSES REQUIRED FOR OUTREACH EFFORTS FOR MARKETING THE PROGRAM, REHABILITATION COUNSELING, SCREENING POTENTIAL APPLICANT HOUSEHOLDS AND STRUCTURES, PREPARING WORK SPECIFICATIONS AND BID PACKAGES, INSPECTIONS, ELIGIBILITY DETERMINATIONS AND OTHER SERVICES RELATED TO ASSISTING OWNERS, CONTRACTORS AND OTHER ENTITIES WHO ARE PARTICIPATING IN ELIGIBLE REHABILITATION ACTIVITIES.

Financing

	Fund Type	Grant Year	Grant	Funded Amount	Drawn In Program Year	Drawn Thru Program Year
CDBG	EN	2017	B17MC120033	\$114,078.88	\$91,367.34	\$91,367.34
Total	Total			\$114,078.88	\$91,367.34	\$91,367.34


Proposed Accomplishments

Housing Units : 15

Actual Accomplishments

Number assisted:

	Owner		Renter		Total		Person	
	Total	Hispanic	Total	Hispanic	Total	Hispanic	Total	Hispanic
White:	0	0	0	0	0	0		0
Black/African American:	0	0	0	0	0	0	0	0
Asian:	0	0	0	0	0	0	0	0
American Indian/Alaskan Native:	0	0	0	0	0	0	0	0
Native Hawaiian/Other Pacific Islander:	0	0	0	0	0	0	0	0
American Indian/Alaskan Native & White:	0	0	0	0	0	0	0	0
Asian White:	0	0	0	0	0	0	0	0
Black/African American & White:	0	0	0	0	0	0	0	0
American Indian/Alaskan Native & Black/African American:	0	0	0	0	0	0	0	0
Other multi-racial:	0	0	0	0	0	0	0	0
Asian/Pacific Islander:	0	0	0	0	0	0	0	0
Hispanic:	0	0	0	0	0	0	0	0
Total:	0	0	0	0	0	0	0	0



U.S. Department of Housing and Urban Development
Office of Community Planning and Development
Integrated Disbursement and Information System
CDBG Activity Summary Report (GPR) for Program Year 2017
DELRAY BEACH

Date: 19-Nov-2018

Time: 16:19

Page: 35

Female-headed Households:

0

0

0

Income Category:

	Owner	Renter	Total	Person
Extremely Low	0	0	0	0
Low Mod	0	0	0	0
Moderate	0	0	0	0
Non Low Moderate	0	0	0	0
Total	0	0	0	0

Percent Low/Mod

Annual Accomplishments

No data returned for this view. This might be because the applied filter excludes all data.



U.S. Department of Housing and Urban Development
Office of Community Planning and Development
Integrated Disbursement and Information System
CDBG Activity Summary Report (GPR) for Program Year 2017
DELRAY BEACH

Date: 19-Nov-2018
Time: 16:19
Page: 36

PGM Year: 2016
Project: 0002 - HOUSING REHABILITATION
IDIS Activity: 413 - FASHAW/17-726

Status: Open
Location: 607 SW 8th Ct Delray Beach, FL 33444-2349
Objective: Create suitable living environments
Outcome: Sustainability
Matrix Code: Rehab; Single-Unit Residential (14A) **National Objective:** LMH

Initial Funding Date: 02/01/2018

Description:
SINGLE UNIT RESIDENTIAL REHABILITATION.

Financing

	Fund Type	Grant Year	Grant	Funded Amount	Drawn In Program Year	Drawn Thru Program Year
CDBG	EN	2016	B16MC120033	\$444.10	\$425.00	\$425.00
Total	Total			\$444.10	\$425.00	\$425.00


Proposed Accomplishments

Housing Units : 1

Actual Accomplishments

Number assisted:

	Owner		Renter		Total		Person	
	Total	Hispanic	Total	Hispanic	Total	Hispanic	Total	Hispanic
White:	0	0	0	0	0	0		0
Black/African American:	0	0	0	0	0	0	0	0
Asian:	0	0	0	0	0	0	0	0
American Indian/Alaskan Native:	0	0	0	0	0	0	0	0
Native Hawaiian/Other Pacific Islander:	0	0	0	0	0	0	0	0
American Indian/Alaskan Native & White:	0	0	0	0	0	0	0	0
Asian White:	0	0	0	0	0	0	0	0
Black/African American & White:	0	0	0	0	0	0	0	0
American Indian/Alaskan Native & Black/African American:	0	0	0	0	0	0	0	0
Other multi-racial:	0	0	0	0	0	0	0	0
Asian/Pacific Islander:	0	0	0	0	0	0	0	0
Hispanic:	0	0	0	0	0	0	0	0
Total:	0	0	0	0	0	0	0	0
Female-headed Households:	0		0		0			



U.S. Department of Housing and Urban Development
Office of Community Planning and Development
Integrated Disbursement and Information System
CDBG Activity Summary Report (GPR) for Program Year 2017
DELRAY BEACH

Date: 19-Nov-2018

Time: 16:19

Page: 37

Income Category:

	Owner	Renter	Total	Person
Extremely Low	0	0	0	0
Low Mod	0	0	0	0
Moderate	0	0	0	0
Non Low Moderate	0	0	0	0
Total	0	0	0	0
Percent Low/Mod				

Annual Accomplishments

No data returned for this view. This might be because the applied filter excludes all data.



U.S. Department of Housing and Urban Development
Office of Community Planning and Development
Integrated Disbursement and Information System
CDBG Activity Summary Report (GPR) for Program Year 2017
DELRAY BEACH

Date: 19-Nov-2018
Time: 16:19
Page: 38

PGM Year: 2014
Project: 0002 - HOUSING REHABILITATION
IDIS Activity: 414 - WALKER/17-744

Status: Open
Location: 417 SW 15th Ave Delray Beach, FL 33444-1437

Objective: Create suitable living environments
Outcome: Sustainability
Matrix Code: Rehab; Single-Unit Residential (14A) **National Objective:** LMH

Initial Funding Date: 05/16/2018

Description:
SINGLE UNIT RESIDENTIAL REHABILITATION.

Financing

	Fund Type	Grant Year	Grant	Funded Amount	Drawn In Program Year	Drawn Thru Program Year
CDBG	EN	Pre-2015		\$425.00	\$0.00	\$0.00
		2014	B14MC120033		\$425.00	\$425.00
Total	Total			\$425.00	\$425.00	\$425.00


Proposed Accomplishments

Housing Units : 1

Actual Accomplishments

Number assisted:

	Owner		Renter		Total		Person	
	Total	Hispanic	Total	Hispanic	Total	Hispanic	Total	Hispanic
White:	0	0	0	0	0	0		0
Black/African American:	0	0	0	0	0	0	0	0
Asian:	0	0	0	0	0	0	0	0
American Indian/Alaskan Native:	0	0	0	0	0	0	0	0
Native Hawaiian/Other Pacific Islander:	0	0	0	0	0	0	0	0
American Indian/Alaskan Native & White:	0	0	0	0	0	0	0	0
Asian White:	0	0	0	0	0	0	0	0
Black/African American & White:	0	0	0	0	0	0	0	0
American Indian/Alaskan Native & Black/African American:	0	0	0	0	0	0	0	0
Other multi-racial:	0	0	0	0	0	0	0	0
Asian/Pacific Islander:	0	0	0	0	0	0	0	0
Hispanic:	0	0	0	0	0	0	0	0
Total:	0	0	0	0	0	0	0	0
Female-headed Households:	0		0		0			



U.S. Department of Housing and Urban Development
Office of Community Planning and Development
Integrated Disbursement and Information System
CDBG Activity Summary Report (GPR) for Program Year 2017
DELRAY BEACH

Date: 19-Nov-2018

Time: 16:19

Page: 39

Income Category:

	Owner	Renter	Total	Person
Extremely Low	0	0	0	0
Low Mod	0	0	0	0
Moderate	0	0	0	0
Non Low Moderate	0	0	0	0
Total	0	0	0	0
Percent Low/Mod				

Annual Accomplishments

No data returned for this view. This might be because the applied filter excludes all data.



U.S. Department of Housing and Urban Development
Office of Community Planning and Development
Integrated Disbursement and Information System
CDBG Activity Summary Report (GPR) for Program Year 2017
DELRAY BEACH

Date: 19-Nov-2018
Time: 16:19
Page: 40

PGM Year: 2014
Project: 0002 - HOUSING REHABILITATION
IDIS Activity: 415 - TRICE/17-739

Status: Open
Location: 120 NW 14th Ave Delray Beach, FL 33444-1657

Objective: Create suitable living environments
Outcome: Sustainability
Matrix Code: Rehab; Single-Unit Residential (14A) **National Objective:** LMH

Initial Funding Date: 05/16/2018

Description:
SINGLE UNIT RESIDENTIAL REHABILITATION.

Financing

	Fund Type	Grant Year	Grant	Funded Amount	Drawn In Program Year	Drawn Thru Program Year
CDBG	EN	Pre-2015		\$425.00	\$0.00	\$0.00
		2014	B14MC120033		\$425.00	\$425.00
Total	Total			\$425.00	\$425.00	\$425.00

Proposed Accomplishments

Housing Units : 1


Actual Accomplishments

Number assisted:

	Owner		Renter		Total		Person	
	Total	Hispanic	Total	Hispanic	Total	Hispanic	Total	Hispanic
White:	0	0	0	0	0	0		0
Black/African American:	0	0	0	0	0	0	0	0
Asian:	0	0	0	0	0	0	0	0
American Indian/Alaskan Native:	0	0	0	0	0	0	0	0
Native Hawaiian/Other Pacific Islander:	0	0	0	0	0	0	0	0
American Indian/Alaskan Native & White:	0	0	0	0	0	0	0	0
Asian White:	0	0	0	0	0	0	0	0
Black/African American & White:	0	0	0	0	0	0	0	0
American Indian/Alaskan Native & Black/African American:	0	0	0	0	0	0	0	0
Other multi-racial:	0	0	0	0	0	0	0	0
Asian/Pacific Islander:	0	0	0	0	0	0	0	0
Hispanic:	0	0	0	0	0	0	0	0
Total:	0	0	0	0	0	0	0	0

Female-headed Households:

0 0 0



U.S. Department of Housing and Urban Development
Office of Community Planning and Development
Integrated Disbursement and Information System
CDBG Activity Summary Report (GPR) for Program Year 2017
DELRAY BEACH

Date: 19-Nov-2018

Time: 16:19


Page: 41

Income Category:

	Owner	Renter	Total	Person
Extremely Low	0	0	0	0
Low Mod	0	0	0	0
Moderate	0	0	0	0
Non Low Moderate	0	0	0	0
Total	0	0	0	0
Percent Low/Mod				

Annual Accomplishments

No data returned for this view. This might be because the applied filter excludes all data.



U.S. Department of Housing and Urban Development
Office of Community Planning and Development
Integrated Disbursement and Information System
CDBG Activity Summary Report (GPR) for Program Year 2017
DELRAY BEACH

Date: 19-Nov-2018
Time: 16:19
Page: 42

PGM Year: 2014
Project: 0005 - DEMOLITION AND CLEARANCE
IDIS Activity: 416 - DEMO - 325 NW 8TH AVENUE

Status: Open
Location: 325 NW 8th Ave Delray Beach, FL 33444-2752

Objective: Create suitable living environments
Outcome: Sustainability
Matrix Code: Clearance and Demolition (04)

National Objective: LMA

Initial Funding Date: 05/16/2018

Description:
ELIMINATION OF SLUM AND BLIGHT
Financing


	Fund Type	Grant Year	Grant	Funded Amount	Drawn In Program Year	Drawn Thru Program Year
CDBG	EN	Pre-2015		\$200.00	\$0.00	\$0.00
		2014	B14MC120033		\$200.00	\$200.00
Total	Total			\$200.00	\$200.00	\$200.00

Proposed Accomplishments

Housing Units : 1
Total Population in Service Area: 12,705
Census Tract Percent Low / Mod: 71.04

Annual Accomplishments

Years	Accomplishment Narrative	# Benefitting
2014	TITLE SEARCH IS COMPLETED. ASBESTOS SURVEY HAS BEEN REQUESTED AND PENDING REPORT.	



U.S. Department of Housing and Urban Development
Office of Community Planning and Development
Integrated Disbursement and Information System
CDBG Activity Summary Report (GPR) for Program Year 2017
DELRAY BEACH

Date: 19-Nov-2018
Time: 16:19
Page: 43

PGM Year: 2014
Project: 0005 - DEMOLITION AND CLEARANCE
IDIS Activity: 417 - DEMO - 125 SW 13TH AVENUE

Status: Open
Location: 125 SW 13th Ave Delray Beach, FL 33444-1539

Objective: Create suitable living environments
Outcome: Sustainability
Matrix Code: Clearance and Demolition (04)

National Objective: LMA

Initial Funding Date: 05/16/2018

Description:
ELIMINATION OF SLUM AND BLIGHT
Financing

	Fund Type	Grant Year	Grant	Funded Amount	Drawn In Program Year	Drawn Thru Program Year
CDBG	EN	Pre-2015		\$600.00	\$0.00	\$0.00
		2014	B14MC120033		\$600.00	\$600.00
Total	Total			\$600.00	\$600.00	\$600.00

Proposed Accomplishments

Housing Units : 1
Total Population in Service Area: 12,705
Census Tract Percent Low / Mod: 71.04

Annual Accomplishments

Years	Accomplishment Narrative	# Benefitting
2014	TITLE SEARCH IS COMPLETED. ASBESTOS SURVEY HAS BEEN REQUESTED AND PENDING REPORT.	



U.S. Department of Housing and Urban Development
Office of Community Planning and Development
Integrated Disbursement and Information System
CDBG Activity Summary Report (GPR) for Program Year 2017
DELRAY BEACH

Date: 19-Nov-2018
Time: 16:19
Page: 44

PGM Year: 2017
Project: 0003 - PUBLIC SERVICE
IDIS Activity: 418 - ACHIEVEMENT CENTERS FOR CHILDREN AND FAMILIES

Status: Open
Location: 555 NW 4th St Delray Beach, FL 33444-2734

Objective: Create economic opportunities
Outcome: Availability/accessibility
Matrix Code: Youth Services (05D)

National Objective: LMC

Initial Funding Date: 06/05/2018

Description:

Provides programs at Pine Grove Elementary School (afterschool, summer camp, teen program, adult education and family strengthening) to support the low-income and disadvantaged.

CDBG funds will be used to provide direct support to the children and families for all aspects of delivery of service.

Financing

	Fund Type	Grant Year	Grant	Funded Amount	Drawn In Program Year	Drawn Thru Program Year
CDBG	EN	2017	B17MC120033	\$25,000.00	\$18,749.97	\$18,749.97
Total	Total			\$25,000.00	\$18,749.97	\$18,749.97

Proposed Accomplishments

People (General) : 237

Actual Accomplishments

Number assisted:

	Owner		Renter		Total		Person	
	Total	Hispanic	Total	Hispanic	Total	Hispanic	Total	Hispanic
White:	0	0	0	0	0	0		0
Black/African American:	0	0	0	0	0	0	0	0
Asian:	0	0	0	0	0	0	0	0
American Indian/Alaskan Native:	0	0	0	0	0	0	0	0
Native Hawaiian/Other Pacific Islander:	0	0	0	0	0	0	0	0
American Indian/Alaskan Native & White:	0	0	0	0	0	0	0	0
Asian White:	0	0	0	0	0	0	0	0
Black/African American & White:	0	0	0	0	0	0	0	0
American Indian/Alaskan Native & Black/African American:	0	0	0	0	0	0	0	0
Other multi-racial:	0	0	0	0	0	0	0	0
Asian/Pacific Islander:	0	0	0	0	0	0	0	0
Hispanic:	0	0	0	0	0	0	0	0
Total:	0	0	0	0	0	0	0	0



U.S. Department of Housing and Urban Development
Office of Community Planning and Development
Integrated Disbursement and Information System
CDBG Activity Summary Report (GPR) for Program Year 2017
DELRAY BEACH

Date: 19-Nov-2018

Time: 16:19

Page: 45

Female-headed Households:

0

0

0

Income Category:

	Owner	Renter	Total	Person
Extremely Low	0	0	0	0
Low Mod	0	0	0	0
Moderate	0	0	0	0
Non Low Moderate	0	0	0	0
Total	0	0	0	0

Percent Low/Mod

Annual Accomplishments

No data returned for this view. This might be because the applied filter excludes all data.



U.S. Department of Housing and Urban Development
Office of Community Planning and Development
Integrated Disbursement and Information System
CDBG Activity Summary Report (GPR) for Program Year 2017
DELRAY BEACH

Date: 19-Nov-2018
Time: 16:19
Page: 46

PGM Year: 2017
Project: 0003 - PUBLIC SERVICE
IDIS Activity: 419 - MILAGRO FOUNDATION DBA MILAGRO CENTER

Status: Open
Location: 695 Auburn Ave Delray Beach, FL 33444-4416

Objective: Create economic opportunities
Outcome: Availability/accessibility
Matrix Code: Youth Services (05D)

National Objective: LMC

Initial Funding Date: 06/05/2018

Description:

THE MAJOR FOCUS OF THE MILAGRO CENTER UNDER THIS AGREEMENT WILL BE PROVIDING YEAR-ROUND CULTURAL ARTS AND EDUCATION-BASED OUT-OF-SCHOOL TIME PROGRAMS TO ELIGIBLE CHILDREN.

THE MAJOR TASKS WHICH THE MILAGRO CENTER WILL PERFORM IN CONNECTION WITH THE PROVISION OF THE AFTERSCHOOL, SUMMER CAMP, TEEN LEADERSHIP PROGRAM FOR MIDDLE AND HIGH SCHOOLS, ARTREACH PROGRAM, MENTORING MIRACLES AND FAMILY STRENGTHENING SERVICES TO ELIGIBLE CHILDREN AGES 12 MONTHS THROUGH FIVE YEARS AND AFTEROUT OF SCHOOL CARE FOR ELIGIBLE CHILDREN KINDERGARTEN - 12TH GRADE.

CDBG FUNDS WILL BE USED TO PROVIDE DIRECT SUPPORT TO THE CHILDREN AND FAMILIES FOR ALL ASPECTS OF DELIVERY OF SERVICE.

Financing

	Fund Type	Grant Year	Grant	Funded Amount	Drawn In Program Year	Drawn Thru Program Year
CDBG	EN	2017	B17MC120033	\$13,164.55	\$9,749.97	\$9,749.97
Total	Total			\$13,164.55	\$9,749.97	\$9,749.97

Proposed Accomplishments

People (General) : 450

Actual Accomplishments

Number assisted:

	Owner		Renter		Total		Person	
	Total	Hispanic	Total	Hispanic	Total	Hispanic	Total	Hispanic
White:	0	0	0	0	0	0		0
Black/African American:	0	0	0	0	0	0	0	0
Asian:	0	0	0	0	0	0	0	0
American Indian/Alaskan Native:	0	0	0	0	0	0	0	0
Native Hawaiian/Other Pacific Islander:	0	0	0	0	0	0	0	0
American Indian/Alaskan Native & White:	0	0	0	0	0	0	0	0
Asian White:	0	0	0	0	0	0	0	0
Black/African American & White:	0	0	0	0	0	0	0	0
American Indian/Alaskan Native & Black/African American:	0	0	0	0	0	0	0	0
Other multi-racial:	0	0	0	0	0	0	0	0
Asian/Pacific Islander:	0	0	0	0	0	0	0	0



U.S. Department of Housing and Urban Development
Office of Community Planning and Development
Integrated Disbursement and Information System
CDBG Activity Summary Report (GPR) for Program Year 2017
DELRAY BEACH

Date: 19-Nov-2018

Time: 16:19

Page: 47

Hispanic:	0	0	0	0	0	0	0	0
Total:	0	0	0	0	0	0	0	0

Female-headed Households:	0	0	0	0	0	0	0	0
---------------------------	---	---	---	---	---	---	---	---

Income Category:

	Owner	Renter	Total	Person
Extremely Low	0	0	0	0
Low Mod	0	0	0	0
Moderate	0	0	0	0
Non Low Moderate	0	0	0	0
Total	0	0	0	0

Percent Low/Mod

Annual Accomplishments

No data returned for this view. This might be because the applied filter excludes all data.



U.S. Department of Housing and Urban Development
Office of Community Planning and Development
Integrated Disbursement and Information System
CDBG Activity Summary Report (GPR) for Program Year 2017
DELRAY BEACH

Date: 19-Nov-2018
Time: 16:19
Page: 48

PGM Year: 2017
Project: 0003 - PUBLIC SERVICE
IDIS Activity: 420 - LEGAL AID SOCIETY OF PALM BEACH COUNTY, INC.

Status: Open
Location: 423 Fern St Ste 200 FL West Palm Beach, FL 33401-5839
Objective: Create economic opportunities
Outcome: Availability/accessibility
Matrix Code: Legal Services (05C)

National Objective: LMA

Initial Funding Date: 06/26/2018

Description:

Project provides funding assistance in support of the Legal Aid Society to provide fair housing education and outreach events for eligible residents in Delray Beach. Conduct a minimum of two (2) Housing Industry ProviderCommunity Education Sessions and provide a minimum of seven (7) units of unduplicated fair housing enforcement, landlord tenant counseling and foreclosure representation services. Ongoing media and public information campaign.

Financing

	Fund Type	Grant Year	Grant	Funded Amount	Drawn In Program Year	Drawn Thru Program Year
CDBG	EN	2017	B17MC120033	\$4,750.00	\$1,500.00	\$1,500.00
Total	Total			\$4,750.00	\$1,500.00	\$1,500.00

Proposed Accomplishments

People (General) : 10
Total Population in Service Area: 12,705
Census Tract Percent Low / Mod: 71.04

Annual Accomplishments

No data returned for this view. This might be because the applied filter excludes all data.



U.S. Department of Housing and Urban Development
Office of Community Planning and Development
Integrated Disbursement and Information System
CDBG Activity Summary Report (GPR) for Program Year 2017
DELRAY BEACH

Date: 19-Nov-2018
Time: 16:19
Page: 49

PGM Year: 2017
Project: 0003 - PUBLIC SERVICE
IDIS Activity: 421 - URBAN LEAGUE OF PALM BEACH COUNTY

Status: Open
Location: 1700 N Australian Ave West Palm Beach, FL 33407-5623
Objective: Create suitable living environments
Outcome: Sustainability
Matrix Code: Tenant/Landlord Counseling (05K) **National Objective:** LMC

Initial Funding Date: 07/18/2018

Description:

PROVIDES FUNDING FOR THE COMPREHENSIVE HOUSING COUNSELING PROGRAM INCLUDING FIRST-TIME HOMEBUYERS EDUCATION, PRE-PURCHASE COUNSELING AND FORECLOSURE MITIGATION COUNSELING.
FUNDS TO ASSIST LOW AND MODERATE INCOME INCOME RESIDENTS MAINTAIN STABLE HOUSING, ACQUIRE FINANCIAL LITERACY SKILLS AND AVOID HOUSING CRISIS.

Financing

	Fund Type	Grant Year	Grant	Funded Amount	Drawn In Program Year	Drawn Thru Program Year
CDBG	EN	2017	B17MC120033	\$5,000.00	\$1,000.00	\$1,000.00
Total	Total			\$5,000.00	\$1,000.00	\$1,000.00


Proposed Accomplishments

People (General) : 21

Actual Accomplishments

Number assisted:

	Owner		Renter		Total		Person	
	Total	Hispanic	Total	Hispanic	Total	Hispanic	Total	Hispanic
White:	0	0	0	0	0	0		0
Black/African American:	0	0	0	0	0	0	0	0
Asian:	0	0	0	0	0	0	0	0
American Indian/Alaskan Native:	0	0	0	0	0	0	0	0
Native Hawaiian/Other Pacific Islander:	0	0	0	0	0	0	0	0
American Indian/Alaskan Native & White:	0	0	0	0	0	0	0	0
Asian White:	0	0	0	0	0	0	0	0
Black/African American & White:	0	0	0	0	0	0	0	0
American Indian/Alaskan Native & Black/African American:	0	0	0	0	0	0	0	0
Other multi-racial:	0	0	0	0	0	0	0	0
Asian/Pacific Islander:	0	0	0	0	0	0	0	0
Hispanic:	0	0	0	0	0	0	0	0
Total:	0	0	0	0	0	0	0	0



U.S. Department of Housing and Urban Development
Office of Community Planning and Development
Integrated Disbursement and Information System
CDBG Activity Summary Report (GPR) for Program Year 2017
DELRAY BEACH

Date: 19-Nov-2018

Time: 16:19

Page: 50

Female-headed Households:

0

0

0


Income Category:

	Owner	Renter	Total	Person
Extremely Low	0	0	0	0
Low Mod	0	0	0	0
Moderate	0	0	0	0
Non Low Moderate	0	0	0	0
Total	0	0	0	0

Percent Low/Mod

Annual Accomplishments

No data returned for this view. This might be because the applied filter excludes all data.



U.S. Department of Housing and Urban Development
Office of Community Planning and Development
Integrated Disbursement and Information System
CDBG Activity Summary Report (GPR) for Program Year 2017
DELRAY BEACH

Date: 19-Nov-2018

Time: 16:19

Page: 51

Total Funded Amount:	\$723,665.93
Total Drawn Thru Program Year:	\$642,333.57
Total Drawn In Program Year:	\$369,919.99



PR23

U.S. Department of Housing and Urban Development
Office of Community Planning and Development
Integrated Disbursement and Information System
CDBG Summary of Accomplishments
Program Year: 2017

DATE: 11-20-18
TIME: 15:52
PAGE: 1

DELRAY BEACH

Count of CDBG Activities with Disbursements by Activity Group & Matrix Code

Activity Group	Activity Category	Open Count	Open Activities Disbursed	Completed Count	Completed Activities Disbursed	Program Year Count	Total Activities Disbursed
Acquisition	Clearance and Demolition (04)	2	\$800.00	0	\$0.00	2	\$800.00
	Total Acquisition	2	\$800.00	0	\$0.00	2	\$800.00
Economic Development	ED Direct Financial Assistance to For-Profits (18A)	1	\$0.00	0	\$0.00	1	\$0.00
	Total Economic Development	1	\$0.00	0	\$0.00	1	\$0.00
Housing	Rehab; Single-Unit Residential (14A)	10	\$37,581.26	2	\$14,164.34	12	\$51,745.60
	Acquisition for Rehabilitation (14G)	1	\$91,367.34	0	\$0.00	1	\$91,367.34
	Rehabilitation Administration (14H)	1	\$45,714.45	0	\$0.00	1	\$45,714.45
	Total Housing	12	\$174,663.05	2	\$14,164.34	14	\$188,827.39
Public Services	Legal Services (05C)	1	\$1,500.00	0	\$0.00	1	\$1,500.00
	Youth Services (05D)	2	\$28,499.94	3	\$38,883.00	5	\$67,382.94
	Fair Housing Activities (if CDBG, then subject to 15% cap) (05J)	0	\$0.00	2	\$9,000.00	2	\$9,000.00
	Tenant/Landlord Counseling (05K)	1	\$1,000.00	0	\$0.00	1	\$1,000.00
	Total Public Services	4	\$30,999.94	5	\$47,883.00	9	\$78,882.94
General Administration and Planning	General Program Administration (21A)	2	\$101,409.66	0	\$0.00	2	\$101,409.66
	Total General Administration and Planning	2	\$101,409.66	0	\$0.00	2	\$101,409.66
Grand Total		21	\$307,872.65	7	\$62,047.34	28	\$369,919.99



U.S. Department of Housing and Urban Development
Office of Community Planning and Development
Integrated Disbursement and Information System
CDBG Summary of Accomplishments
Program Year: 2017

DATE: 11-20-18
TIME: 15:52
PAGE: 2

DELRAY BEACH

CDBG Sum of Actual Accomplishments by Activity Group and Accomplishment Type

Activity Group	Matrix Code	Accomplishment Type	Open Count	Completed Count	Program Year Totals
Acquisition	Clearance and Demolition (04)	Housing Units	25,410	0	25,410
	Total Acquisition		25,410	0	25,410
Economic Development	ED Direct Financial Assistance to For-Profits (18A)	Jobs	0	0	0
	Total Economic Development		0	0	0
Housing	Rehab; Single-Unit Residential (14A)	Housing Units	1	2	3
	Acquisition for Rehabilitation (14G)	Housing Units	0	0	0
	Rehabilitation Administration (14H)	Housing Units	12,705	0	12,705
	Total Housing		12,706	2	12,708
Public Services	Legal Services (05C)	Persons	0	0	0
	Youth Services (05D)	Persons	90	404	494
	Fair Housing Activities (if CDBG, then subject to 15% cap) (05J)	Persons	0	25,410	25,410
	Tenant/Landlord Counseling (05K)	Persons	0	0	0
	Total Public Services		90	25,814	25,904
Grand Total			38,206	25,816	64,022



U.S. Department of Housing and Urban Development
Office of Community Planning and Development
Integrated Disbursement and Information System
CDBG Summary of Accomplishments
Program Year: 2017

DATE: 11-20-18
TIME: 15:52
PAGE: 3

DELRAY BEACH

CDBG Beneficiaries by Racial / Ethnic Category

Housing-Non Housing	Race				
		Total Persons	Total Hispanic Persons	Total Households	Total Hispanic Households
Housing	Black/African American	0	0	2	0
	Black/African American & White	0	0	1	0
	Total Housing	0	0	3	0
Non Housing	White	10	0	0	0
	Black/African American	417	3	0	0
	Native Hawaiian/Other Pacific Islander	1	0	0	0
	Black/African American & White	7	0	0	0
	Other multi-racial	59	26	0	0
	Total Non Housing	494	29	0	0
Grand Total	White	10	0	0	0
	Black/African American	417	3	2	0
	Native Hawaiian/Other Pacific Islander	1	0	0	0
	Black/African American & White	7	0	1	0
	Other multi-racial	59	26	0	0
	Total Grand Total	494	29	3	0



U.S. Department of Housing and Urban Development
Office of Community Planning and Development
Integrated Disbursement and Information System
CDBG Summary of Accomplishments
Program Year: 2017

DATE: 11-20-18
TIME: 15:52
PAGE: 4

DELRAY BEACH

CDBG Beneficiaries by Income Category

Income Levels		Owner Occupied	Renter Occupied	Persons
Non Housing	Extremely Low ($\leq 30\%$)	0	0	142
	Low ($> 30\%$ and $\leq 50\%$)	0	0	31
	Mod ($> 50\%$ and $\leq 80\%$)	0	0	20
	Total Low-Mod	0	0	193
	Non Low-Mod ($> 80\%$)	0	0	0
	Total Beneficiaries	0	0	193



Office of Community Planning and Development
U.S. Department of Housing and Urban Development
Integrated Disbursement and Information System
PR26 - CDBG Financial Summary Report
Program Year 2017
DELRAY BEACH , FL

DATE: 11-20-18
TIME: 16:41
PAGE: 1

PART I: SUMMARY OF CDBG RESOURCES

01 UNEXPENDED CDBG FUNDS AT END OF PREVIOUS PROGRAM YEAR	63,908.08
02 ENTITLEMENT GRANT	461,097.00
03 SURPLUS URBAN RENEWAL	0.00
04 SECTION 108 GUARANTEED LOAN FUNDS	0.00
05 CURRENT YEAR PROGRAM INCOME	7,735.26
05a CURRENT YEAR SECTION 108 PROGRAM INCOME (FOR SI TYPE)	0.00
06 FUNDS RETURNED TO THE LINE-OF-CREDIT	0.00
06a FUNDS RETURNED TO THE LOCAL CDBG ACCOUNT	0.00
07 ADJUSTMENT TO COMPUTE TOTAL AVAILABLE	0.00
08 TOTAL AVAILABLE (SUM, LINES 01-07)	532,740.34

PART II: SUMMARY OF CDBG EXPENDITURES

09 DISBURSEMENTS OTHER THAN SECTION 108 REPAYMENTS AND PLANNING/ADMINISTRATION	268,510.33
10 ADJUSTMENT TO COMPUTE TOTAL AMOUNT SUBJECT TO LOW/MOD BENEFIT	0.00
11 AMOUNT SUBJECT TO LOW/MOD BENEFIT (LINE 09 + LINE 10)	268,510.33
12 DISBURSED IN IDIS FOR PLANNING/ADMINISTRATION	101,409.66
13 DISBURSED IN IDIS FOR SECTION 108 REPAYMENTS	0.00
14 ADJUSTMENT TO COMPUTE TOTAL EXPENDITURES	0.00
15 TOTAL EXPENDITURES (SUM, LINES 11-14)	369,919.99
16 UNEXPENDED BALANCE (LINE 08 - LINE 15)	162,820.35

PART III: LOW/MOD BENEFIT THIS REPORTING PERIOD

17 EXPENDED FOR LOW/MOD HOUSING IN SPECIAL AREAS	0.00
18 EXPENDED FOR LOW/MOD MULTI-UNIT HOUSING	0.00
19 DISBURSED FOR OTHER LOW/MOD ACTIVITIES	268,510.33
20 ADJUSTMENT TO COMPUTE TOTAL LOW/MOD CREDIT	0.00
21 TOTAL LOW/MOD CREDIT (SUM, LINES 17-20)	268,510.33
22 PERCENT LOW/MOD CREDIT (LINE 21/LINE 11)	100.00%

LOW/MOD BENEFIT FOR MULTI-YEAR CERTIFICATIONS

23 PROGRAM YEARS(PY) COVERED IN CERTIFICATION	PY: PY: PY:
24 CUMULATIVE NET EXPENDITURES SUBJECT TO LOW/MOD BENEFIT CALCULATION	0.00
25 CUMULATIVE EXPENDITURES BENEFITING LOW/MOD PERSONS	0.00
26 PERCENT BENEFIT TO LOW/MOD PERSONS (LINE 25/LINE 24)	0.00%

PART IV: PUBLIC SERVICE (PS) CAP CALCULATIONS

27 DISBURSED IN IDIS FOR PUBLIC SERVICES	78,882.94
28 PS UNLIQUIDATED OBLIGATIONS AT END OF CURRENT PROGRAM YEAR	0.00
29 PS UNLIQUIDATED OBLIGATIONS AT END OF PREVIOUS PROGRAM YEAR	47,883.00
30 ADJUSTMENT TO COMPUTE TOTAL PS OBLIGATIONS	0.00
31 TOTAL PS OBLIGATIONS (LINE 27 + LINE 28 - LINE 29 + LINE 30)	30,999.94
32 ENTITLEMENT GRANT	461,097.00
33 PRIOR YEAR PROGRAM INCOME	5,801.21
34 ADJUSTMENT TO COMPUTE TOTAL SUBJECT TO PS CAP	0.00
35 TOTAL SUBJECT TO PS CAP (SUM, LINES 32-34)	466,898.21
36 PERCENT FUNDS OBLIGATED FOR PS ACTIVITIES (LINE 31/LINE 35)	6.64%

PART V: PLANNING AND ADMINISTRATION (PA) CAP

37 DISBURSED IN IDIS FOR PLANNING/ADMINISTRATION	101,409.66
38 PA UNLIQUIDATED OBLIGATIONS AT END OF CURRENT PROGRAM YEAR	0.00
39 PA UNLIQUIDATED OBLIGATIONS AT END OF PREVIOUS PROGRAM YEAR	37,776.02
40 ADJUSTMENT TO COMPUTE TOTAL PA OBLIGATIONS	0.00
41 TOTAL PA OBLIGATIONS (LINE 37 + LINE 38 - LINE 39 + LINE 40)	63,633.64
42 ENTITLEMENT GRANT	461,097.00
43 CURRENT YEAR PROGRAM INCOME	7,735.26
44 ADJUSTMENT TO COMPUTE TOTAL SUBJECT TO PA CAP	0.00
45 TOTAL SUBJECT TO PA CAP (SUM, LINES 42-44)	468,832.26
46 PERCENT FUNDS OBLIGATED FOR PA ACTIVITIES (LINE 41/LINE 45)	13.57%



Office of Community Planning and Development
U.S. Department of Housing and Urban Development
Integrated Disbursement and Information System
PR26 - CDBG Financial Summary Report
Program Year 2017
DELRAY BEACH , FL

DATE: 11-20-18
TIME: 16:41
PAGE: 2

LINE 17 DETAIL: ACTIVITIES TO CONSIDER IN DETERMINING THE AMOUNT TO ENTER ON LINE 17

Report returned no data.

LINE 18 DETAIL: ACTIVITIES TO CONSIDER IN DETERMINING THE AMOUNT TO ENTER ON LINE 18

Report returned no data.

LINE 19 DETAIL: ACTIVITIES INCLUDED IN THE COMPUTATION OF LINE 19

Plan Year	IDIS Project	IDIS Activity	Voucher Number	Activity Name	Matrix Code	National Objective	Drawn Amount
2014	5	416	6156565	DEMO - 325 NW 8TH AVENUE	04	LMA	\$200.00
2014	5	417	6156565	DEMO - 125 SW 13TH AVENUE	04	LMA	\$200.00
2014	5	417	6192470	DEMO - 125 SW 13TH AVENUE	04	LMA	\$400.00
					04	Matrix Code	\$800.00
2017	3	420	6168529	LEGAL AID SOCIETY OF PALM BEACH COUNTY, INC.	05C	LMA	\$1,500.00
					05C	Matrix Code	\$1,500.00
2016	4	403	6085075	MILAGRO FOUNDATION DBA MILAGRO CENTER	05D	LMC	\$2,500.00
2016	4	403	6097213	MILAGRO FOUNDATION DBA MILAGRO CENTER	05D	LMC	\$2,500.00
2016	4	403	6097228	MILAGRO FOUNDATION DBA MILAGRO CENTER	05D	LMC	\$7,500.00
2016	4	407	6097213	ACHIEVEMENT CENTERS FOR CHILDREN AND FAMILIES	05D	LMC	\$10,037.57
2016	4	407	6097228	ACHIEVEMENT CENTERS FOR CHILDREN AND FAMILIES	05D	LMC	\$3,345.43
2016	4	409	6097213	KNIGHTS OF PYTHAGORAS MENTORING NETWORK	05D	LMC	\$6,172.97
2016	4	409	6097228	KNIGHTS OF PYTHAGORAS MENTORING NETWORK	05D	LMC	\$6,827.03
2017	3	418	6163133	ACHIEVEMENT CENTERS FOR CHILDREN AND FAMILIES	05D	LMC	\$12,499.98
2017	3	418	6168529	ACHIEVEMENT CENTERS FOR CHILDREN AND FAMILIES	05D	LMC	\$2,083.33
2017	3	418	6174511	ACHIEVEMENT CENTERS FOR CHILDREN AND FAMILIES	05D	LMC	\$2,083.33
2017	3	418	6192470	ACHIEVEMENT CENTERS FOR CHILDREN AND FAMILIES	05D	LMC	\$2,083.33
2017	3	419	6163133	MILAGRO FOUNDATION DBA MILAGRO CENTER	05D	LMC	\$6,499.98
2017	3	419	6168529	MILAGRO FOUNDATION DBA MILAGRO CENTER	05D	LMC	\$1,083.33
2017	3	419	6174511	MILAGRO FOUNDATION DBA MILAGRO CENTER	05D	LMC	\$1,083.33
2017	3	419	6192470	MILAGRO FOUNDATION DBA MILAGRO CENTER	05D	LMC	\$1,083.33
					05D	Matrix Code	\$67,382.94
2016	4	404	6085075	LEGAL AID SOCIETY OF PALM BEACH COUNTY, INC.	05J	LMA	\$2,000.00
2016	4	404	6097228	LEGAL AID SOCIETY OF PALM BEACH COUNTY, INC.	05J	LMA	\$2,000.00
2016	4	408	6097228	URBAN LEAGUE OF PALM BEACH COUNTY	05J	LMA	\$5,000.00
					05J	Matrix Code	\$9,000.00
2017	3	421	6174511	URBAN LEAGUE OF PALM BEACH COUNTY	05K	LMC	\$1,000.00
					05K	Matrix Code	\$1,000.00
2014	2	381	6163133	HERRINGTON/13-459	14A	LMH	\$11,409.00
2014	2	381	6168529	HERRINGTON/13-459	14A	LMH	\$758.16
2014	2	414	6156572	WALKER/17-744	14A	LMH	\$425.00
2014	2	415	6156572	TRICE/17-739	14A	LMH	\$425.00
2015	2	394	6097228	BROOKS/16-525	14A	LMH	\$6,134.74
2015	2	395	6085075	ODOM/16-521	14A	LMH	\$8,029.60
2016	2	405	6085075	HATCHER/17-712	14A	LMH	\$425.00
2016	2	406	6097228	MARCEL/16-538	14A	LMH	\$19.10
2016	2	406	6124204	MARCEL/16-538	14A	LMH	\$10,116.00
2016	2	406	6156565	MARCEL/16-538	14A	LMH	\$13,579.00
2016	2	413	6124204	FASHAW/17-726	14A	LMH	\$425.00
					14A	Matrix Code	\$51,745.60
2017	2	412	6124198	HOUSING REHABILITATION ADMINISTRATION	14G	LMH	\$3,093.11
2017	2	412	6124201	HOUSING REHABILITATION ADMINISTRATION	14G	LMH	\$7,930.17
2017	2	412	6124204	HOUSING REHABILITATION ADMINISTRATION	14G	LMH	\$14,803.71
2017	2	412	6146166	HOUSING REHABILITATION ADMINISTRATION	14G	LMH	\$9,258.49
2017	2	412	6156565	HOUSING REHABILITATION ADMINISTRATION	14G	LMH	\$9,384.64
2017	2	412	6156572	HOUSING REHABILITATION ADMINISTRATION	14G	LMH	\$9,428.99
2017	2	412	6163133	HOUSING REHABILITATION ADMINISTRATION	14G	LMH	\$9,318.17



Office of Community Planning and Development
U.S. Department of Housing and Urban Development
Integrated Disbursement and Information System
PR26 - CDBG Financial Summary Report
Program Year 2017
DELRAY BEACH , FL

DATE: 11-20-18
TIME: 16:41
PAGE: 3

Plan Year	IDIS Project	IDIS Activity	Voucher Number	Activity Name	Matrix Code	National Objective	Drawn Amount
2017	2	412	6168529	HOUSING REHABILITATION ADMINISTRATION	14G	LMH	\$9,239.02
2017	2	412	6174511	HOUSING REHABILITATION ADMINISTRATION	14G	LMH	\$9,167.92
2017	2	412	6192470	HOUSING REHABILITATION ADMINISTRATION	14G	LMH	\$9,743.12
					14G	Matrix Code	\$91,367.34
2016	2	397	6085075	HOUSING REHABILITATION ADMINISTRATION	14H	LMA	\$11,674.10
2016	2	397	6097213	HOUSING REHABILITATION ADMINISTRATION	14H	LMA	\$8,251.85
2016	2	397	6097214	HOUSING REHABILITATION ADMINISTRATION	14H	LMA	\$8,396.94
2016	2	397	6097228	HOUSING REHABILITATION ADMINISTRATION	14H	LMA	\$17,391.56
					14H	Matrix Code	\$45,714.45
Total							\$268,510.33

LINE 27 DETAIL: ACTIVITIES INCLUDED IN THE COMPUTATION OF LINE 27

Plan Year	IDIS Project	IDIS Activity	Voucher Number	Activity Name	Matrix Code	National Objective	Drawn Amount
2017	3	420	6168529	LEGAL AID SOCIETY OF PALM BEACH COUNTY, INC.	05C	LMA	\$1,500.00
					05C	Matrix Code	\$1,500.00
2016	4	403	6085075	MILAGRO FOUNDATION DBA MILAGRO CENTER	05D	LMC	\$2,500.00
2016	4	403	6097213	MILAGRO FOUNDATION DBA MILAGRO CENTER	05D	LMC	\$2,500.00
2016	4	403	6097228	MILAGRO FOUNDATION DBA MILAGRO CENTER	05D	LMC	\$7,500.00
2016	4	407	6097213	ACHIEVEMENT CENTERS FOR CHILDREN AND FAMILIES	05D	LMC	\$10,037.57
2016	4	407	6097228	ACHIEVEMENT CENTERS FOR CHILDREN AND FAMILIES	05D	LMC	\$3,345.43
2016	4	409	6097213	KNIGHTS OF PYTHAGORAS MENTORING NETWORK	05D	LMC	\$6,172.97
2016	4	409	6097228	KNIGHTS OF PYTHAGORAS MENTORING NETWORK	05D	LMC	\$6,827.03
2017	3	418	6163133	ACHIEVEMENT CENTERS FOR CHILDREN AND FAMILIES	05D	LMC	\$12,499.98
2017	3	418	6168529	ACHIEVEMENT CENTERS FOR CHILDREN AND FAMILIES	05D	LMC	\$2,083.33
2017	3	418	6174511	ACHIEVEMENT CENTERS FOR CHILDREN AND FAMILIES	05D	LMC	\$2,083.33
2017	3	418	6192470	ACHIEVEMENT CENTERS FOR CHILDREN AND FAMILIES	05D	LMC	\$2,083.33
2017	3	419	6163133	MILAGRO FOUNDATION DBA MILAGRO CENTER	05D	LMC	\$6,499.98
2017	3	419	6168529	MILAGRO FOUNDATION DBA MILAGRO CENTER	05D	LMC	\$1,083.33
2017	3	419	6174511	MILAGRO FOUNDATION DBA MILAGRO CENTER	05D	LMC	\$1,083.33
2017	3	419	6192470	MILAGRO FOUNDATION DBA MILAGRO CENTER	05D	LMC	\$1,083.33
					05D	Matrix Code	\$67,382.94
2016	4	404	6085075	LEGAL AID SOCIETY OF PALM BEACH COUNTY, INC.	05J	LMA	\$2,000.00
2016	4	404	6097228	LEGAL AID SOCIETY OF PALM BEACH COUNTY, INC.	05J	LMA	\$2,000.00
2016	4	408	6097228	URBAN LEAGUE OF PALM BEACH COUNTY	05J	LMA	\$5,000.00
					05J	Matrix Code	\$9,000.00
2017	3	421	6174511	URBAN LEAGUE OF PALM BEACH COUNTY	05K	LMC	\$1,000.00
					05K	Matrix Code	\$1,000.00
Total							\$78,882.94

LINE 37 DETAIL: ACTIVITIES INCLUDED IN THE COMPUTATION OF LINE 37

Plan Year	IDIS Project	IDIS Activity	Voucher Number	Activity Name	Matrix Code	National Objective	Drawn Amount
2016	1	396	6085075	PROGRAM ADMINISTRATION	21A		\$11,246.13
2016	1	396	6097213	PROGRAM ADMINISTRATION	21A		\$5,442.39
2016	1	396	6097214	PROGRAM ADMINISTRATION	21A		\$5,325.27
2016	1	396	6097228	PROGRAM ADMINISTRATION	21A		\$10,762.23
2017	1	411	6124198	PROGRAM ADMINISTRATION	21A		\$2,925.72
2017	1	411	6124201	PROGRAM ADMINISTRATION	21A		\$5,539.96
2017	1	411	6124204	PROGRAM ADMINISTRATION	21A		\$8,516.07
2017	1	411	6146166	PROGRAM ADMINISTRATION	21A		\$6,812.33
2017	1	411	6156565	PROGRAM ADMINISTRATION	21A		\$5,538.59
2017	1	411	6156572	PROGRAM ADMINISTRATION	21A		\$9,153.51



Office of Community Planning and Development
U.S. Department of Housing and Urban Development
Integrated Disbursement and Information System
PR26 - CDBG Financial Summary Report
Program Year 2017
DELRAY BEACH , FL

DATE: 11-20-18
TIME: 16:41
PAGE: 4

Plan Year	IDIS Project	IDIS Activity	Voucher Number	Activity Name	Matrix Code	National Objective	Drawn Amount
2017	1	411	6163133	PROGRAM ADMINISTRATION	21A		\$7,178.22
2017	1	411	6168529	PROGRAM ADMINISTRATION	21A		\$5,703.68
2017	1	411	6174511	PROGRAM ADMINISTRATION	21A		\$8,571.06
2017	1	411	6192470	PROGRAM ADMINISTRATION	21A		\$8,694.50
Total					21A	Matrix Code	\$101,409.66

Objectives	Availability / Accessibility		Outcomes Affordability		Sustainability		Total by Objective		# of Total Units Brought to Property Standard	Of the Total Units, the # occupied by Households <= 80% AMI		
	Units	\$	Units	\$	Units	\$	Units	\$	Units	\$	Units	\$
Suitable Living	0	0.00	0	0.00	0	0.00	0	0.00	0	0.00	0	0.00
Decent Housing	0	0.00	0	0.00	0	0.00	0	0.00	0	0.00	0	0.00
Economic Opportunity	0	0.00	0	0.00	0	0.00	0	0.00	0	0.00	0	0.00
Total by Outcome	0	0.00	0	0.00	0	0.00	0	0.00	0	0.00	0	0.00

Local Target area Name CDBG TARGET AREA - Type: Housing	Total
Number of new businesses assisted	0
Number of existing businesses assisted	0
Number of jobs created or retained in area	0
Amount of funds leveraged	425
Number of LMI persons assisted	
By direct benefit activities	193
By area benefit activities	54,150
Number of LMI households assisted	0
Number of acres of brownfields remediated	0
Number with new access to public facilities/improvements	0
Number of business facades/buildings rehabilitated	0
Slum/blight demolition	0
Optional indicators	
% Crime rates reduced	0
% Property values increased	0
% Housing code violations reduced	0
% Business occupancy rates increased	0
% Employment rates increased	0
% Homeownership rates increased	0
<hr/>	
Totals for all Local Target areas	
Number of new businesses assisted	0
Number of existing businesses assisted	0
Number of jobs created or retained in area	0
Amount of funds leveraged	425
Number of LMI persons assisted	
By direct benefit activities	193
By area benefit activities	54,150
Number of LMI households assisted	0
Number of acres of brownfields remediated	0
Number with new access to public facilities/improvements	0
Number of business facades/buildings rehabilitated	0
Slum/blight demolition	0

Totals for all Areas

Number of new businesses assisted	0
Number of existing businesses assisted	0
Number of jobs created or retained in area	0
Amount of funds leveraged	425
Number of LMI persons assisted	
By direct benefit activities	193
By area benefit activities	54,150
Number of LMI households assisted	0
Number of acres of brownfields remediated	0
Number with new access to public facilities/improvements	0
Number of business facades/buildings rehabilitated	0
Slum/blight demolition	0

[illegible][illegible]

Create Suitable Living			Provide Decent Housing			Create Economic Opportunities			Total
Access	Afford	Sustain	Access	Afford	Sustain	Access	Afford	Sustain	

[illegible]

[illegible][illegible][illegible]

[illegible]

Create Suitable Living			Provide Decent Housing			Create Economic Opportunities			Total
Access	Afford	Sustain	Access	Afford	Sustain	Access	Afford	Sustain	

Construction of Rental Housing

[illegible]

[illegible]

Public Facilities and Infrastructure

	Create Suitable Living			Provide Decent Housing			Create Economic Opportunities			Total
	Access	Afford	Sustain	Access	Afford	Sustain	Access	Afford	Sustain	

Number of Persons Assisted										
with new access to a facility	0	0	0	0	0	0	0	0	0	0
with improved access to a facility	0	0	0	0	0	0	0	0	0	0
with access to a facility that is no longer substandard	0	0	0	0	0	0	0	0	0	0
Totals :	0	0	0	0	0	0	0	0	0	0

Number of Households Assisted										
with new access to a facility	0	0	0	0	0	0	0	0	0	0
with improved access to a facility	0	0	0	0	0	0	0	0	0	0
with access to a facility that is no longer substandard	0	0	0	0	0	0	0	0	0	0
Totals :	0	0	0	0	0	0	0	0	0	0

Public Services

	Create Suitable Living			Provide Decent Housing			Create Economic Opportunities			Total
	Access	Afford	Sustain	Access	Afford	Sustain	Access	Afford	Sustain	

Number of Persons Assisted										
with new (or continuing) access to a service	0	0	0	0	0	0	12,814	0	0	12,814
with improved (or continuing) access to a service	0	0	0	0	0	0	0	0	0	0
with new access to a service that is no longer substandard	0	0	0	0	0	0	0	0	0	0
Totals :	0	0	0	0	0	0	12,814	0	0	12,814

[illegible]

[illegible]

Create Suitable Living			Provide Decent Housing			Create Economic Opportunities			Total
Access	Afford	Sustain	Access	Afford	Sustain	Access	Afford	Sustain	

Acres of Brownfields Remediated