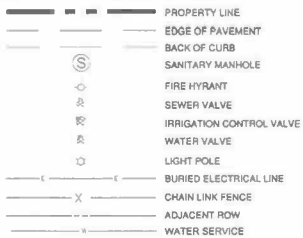
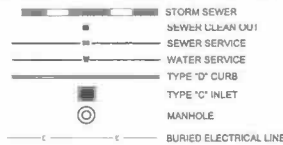


EXISTING LEGEND



PROPOSED LEGEND



PLAN NOTES

WATER SERVICE

- CONNECT TO EXISTING 8" WATER MAIN WITH TWO (2) 2" TAPPING SLEEVES AND 2" COPED STOP VALVES. CONTRACTOR TO CONFIRM LOCATION, SIZE AND ELEVATION OF EXISTING LINES AT START OF CONSTRUCTION.
- CONST. 1" WATER METER AND BACKFLOW PREVENTER
- CONST. 147 LF OF 1" PVC DOMESTIC WATER SERVICE
- CONST. 1" IRRIGATION WATER METER AND BACKFLOW PREVENTER
- CONST. 1" IRRIGATION LINE (REFER TO IRRIGATION PLAN FOR CONTINUATION)
- CONST. 1" - 45° BEND
- CONST. 1" - 11.25° BEND
- CONNECT TO EXISTING WATER MAIN WITH TAPPING SLEEVE. CONTRACTOR TO CONFIRM LOCATION, SIZE AND ELEVATION OF EXISTING LINES AT START OF CONSTRUCTION.
- CONST. 14 LF OF 6" DIP FIRE SERVICE
- CONST. DOUBLE DETECTOR CHECK VALVE (D.D.C.V.)
- CONST. 177 LF OF 8" DIP FIRE SERVICE
- CONST. FIRE DEPARTMENT CONNECTION (FDC)
- CONST. 6" - 11.25° BEND
- CONST. 6" - 45° BEND
- CONST. 168 LF OF 6" DIP FIRE SERVICE
- CONST. FIRE HYDRANT WITH AUTOMATIC FLUSHER

SANITARY SEWER SERVICE

- CONST. SANITARY CLEAN OUT INV. EL. = 13.15'
- CONST. 4 LF OF 4" PVC SANITARY SERVICE @ 1%
- CONST. 4" - 45° BEND
- CONST. 4 LF OF 4" PVC SANITARY SERVICE @ 1%
- CONST. SANITARY CLEAN OUT INV. EL. = 13.07'
- CONST. 58 LF OF 4" PVC SANITARY SERVICE @ 1%
- CONST. SANITARY CLEAN OUT INV. EL. = 12.48'
- CONST. 54 LF OF 4" PVC SANITARY SERVICE @ 1%
- CONST. 6"X4" REDUCER
- CONST. 8" - 45° VERTICAL BEND WITH SANITARY CLEAN OUT UPPER INV. EL. = 11.93'
- CONST. 16.5 LF OF 6" PVC SANITARY SERVICE @ 50%
- CONST. 6" - 45° VERTICAL BEND WITH SANITARY CLEAN OUT LOWER INV. EL. = 3.68'
- CONST. 18 LF OF 6" PVC SANITARY SERVICE @ 1%
- CONST. 6" - 45° BEND WITH SANITARY CLEAN OUT INV. EL. = 3.49'
- CONST. 9 LF OF 6" PVC SANITARY SERVICE @ 1%
- CONNECT TO EXISTING 8" SEWER MAIN WITH 6"X8" WYE INV. EL. = 3.39'
- CONST. SANITARY CLEAN OUT INV. EL. = 3.44'

ELECTRIC SERVICE

- BURIED ELECTRIC SERVICE TO BE CONSTRUCTED BY OTHERS
- TRANSFORMER TO BE CONSTRUCTED BY OTHERS

CONFLICTS

- CONFLICT 1:
WATER TO PASS OVER STORM WITH MINIMUM CLEARANCE OF 12" T.O.P. STORM = 9.18'
- CONFLICT 2:
SANITARY TO PASS OVER STORM B.O.P. SANITARY = 12.10' APPROX. T.O.P. STORM = 9.33' CLEARANCE = 2.9'
- CONFLICT 3:
ELECTRIC TO PASS OVER SANITARY WITH MINIMUM CLEARANCE OF 12" T.O.P. SANITARY = 11.32'
- CONFLICT 4:
SANITARY TO PASS OVER STORM B.O.P. SANITARY = 12.16' APPROX. T.O.P. STORM = 11.16' CLEARANCE = 12"

ESTIMATED FLOWS			
FIXTURE	PROPOSED	RATIO	EST. FLOW
WATER CLOSET	6	200 GPD/PER	1,800 GPD
CAR WASH	1	192 GPD/PER	192 GPD
TOTAL DAILY WATER CONSUMPTION			1,792 GPD

GENERAL UTILITY NOTES

- CONTRACTOR SHALL PROTECT ALL EXISTING UTILITIES AND IS RESPONSIBLE TO REPAIR ANY DAMAGE TO EXISTING UTILITIES DURING CONSTRUCTION AT NO COST TO THE OWNER.
- ALL UTILITIES ARE SHOWN FROM INFORMATION GATHERED AND SHOULD NOT BE USED AS EXACT. CONTRACTOR SHALL VERIFY EXACT DEPTHS AND LOCATIONS PRIOR TO UTILITY INSTALLATION.
- CONTRACTOR SHALL CONTACT THE APPROPRIATE UTILITY COMPANY FOR INSTALLATION AND SPECIFICATION REQUIREMENTS.
- ALL PIPE MATERIALS SHALL COMPLY WITH LOCAL REGULATIONS AND STANDARDS.
- ALL TRENCHING AND BEDDING SHALL BE PER THE UTILITY TRENCH AND BEDDING DETAIL.
- CONTRACTOR SHALL REFER TO ARCHITECTURAL PLANS FOR ALL BUILDING UTILITY INS.
- THE CONTRACTOR IS TO FIELD VERIFY THE EXACT LOCATIONS AND DEPTHS OF UTILITY LINES. THE CITY OF DELRAY BEACH ENGINEERING DEPARTMENT ASSUMES NO RESPONSIBILITY FOR ANY POTENTIAL CONFLICTS.
- ANY WATER AND/OR SEWER CONNECTIONS MUST BE COORDINATED AND SUPERVISED BY UTILITY DISTRICT PERSONNEL. PLEASE GIVE 72 HOURS NOTICE FOR CONNECTIONS.
- EXISTING FORCE MAIN IS TO REMAIN IN SERVICE UNTIL THE NEW FORCE MAIN IS CONSTRUCTED AND CLEARED FOR SERVICE.
- ANY TREES OR SHRUBS PLACED WITHIN WATER, SEWER, OR DRAINAGE EASEMENTS SHALL CONFORM TO THE CITY OF DELRAY BEACH STANDARD DETAILS; LD 1.1 & LD 1.2.

UTILITY CONTACTS

SANITARY SEWER:
AGENCY: CITY OF DELRAY BEACH PUBLIC UTILITIES
ADDRESS: 434 S. SWINTON AVE.
DELRAY BEACH, FL 33444
CONTACT: SCOTT W. SOLOMON
PHONE: (561) 243-7309
EMAIL: solomon@mydelraybeach.com

WATER:
AGENCY: CITY OF DELRAY BEACH PUBLIC UTILITIES
ADDRESS: 434 S. SWINTON AVE.
DELRAY BEACH, FL 33444
CONTACT: SCOTT W. SOLOMON
PHONE: (561) 243-7309
EMAIL: solomon@mydelraybeach.com

ELECTRIC:
AGENCY: FLORIDA POWER & LIGHT COMPANY
ADDRESS: 21400 POWERLINE ROAD
BOCA RATON, FL 33433
CONTACT: CHARLES ORR
PHONE: (561) 479-4505
EMAIL: Charles.Orr@fpl.com

TELEPHONE:
AGENCY: AT&T
ADDRESS: 921 SE 2nd STREET - 2nd AVE
DELRAY BEACH, FL 33483
CONTACT: GREG KESSELL
PHONE: (561) 888-6535
EMAIL: gkessler@att.com


FIRE MARSHAL:
AGENCY: CITY OF DELRAY BEACH
ADDRESS: 100 N.W. 1st AVENUE
DELRAY BEACH, FL 33444
CONTACT: BENJAMIN KNABE
PHONE: (561) 243-7422
EMAIL: bknabe@mydelraybeach.com

STORM DRAINAGE:
AGENCY: SOUTH FLORIDA WATER MANAGEMENT DISTRICT
ADDRESS: 3301 GUN CLUB ROAD
WEST PALM BEACH, FL 33408
CONTACT: CARLOS A de ROJAS
PHONE: (561) 866-8800
EMAIL: cde Rojas@sfwmd.gov

AGENCY: FLORIDA DEPARTMENT OF TRANSPORTATION, DISTRICT FOUR
ADDRESS: 3400 WEST COMMERCIAL BLVD.
FORT LAUDERDALE, FL 33309
CONTACT: GEORGI CELUSNEK
PHONE: (954) 777-4368
EMAIL: georgi.celusnek@dot.state.fl.us

AGENCY: PALM BEACH COUNTY LAND DEVELOPMENT
ADDRESS: 2300 NORTH JOGG ROAD
WEST PALM BEACH, FL 33411
CONTACT: ROBERT LAZO
PHONE: (561) 884-4090
EMAIL: rlazo@pbcgov.org

TRAFFIC ENGINEERING:
AGENCY: PALM BEACH COUNTY TRAFFIC ENGINEERING
ADDRESS: 2300 NORTH JOGG ROAD
WEST PALM BEACH, FL 33411
CONTACT: SUPERINTENDENT
PHONE: (561) 253-3900



Bowman
CONSULTING

Bowman Consulting Group, Ltd.
13450 W. Sunrise Blvd.,
Suite 320
Sunrise, FL 33323
Phone: (954) 314-8470
www.bowmanconsulting.com
© Bowman Consulting Group, Ltd.
Certificate of Authorization License No. 30482

UTILITY PLAN
CHEVROLET - DELRAY BEACH
2605 SOUTH FEDERAL HIGHWAY
DELRAY BEACH, FLORIDA 33483
CITY OF DELRAY BEACH
PALM BEACH COUNTY, FLORIDA

BILL PFEFFER, P.E.
LICENSE NO. 73058
01/14/2019

PLAN REVISIONS

DATE	DESCRIPTION
EL DESIGN	RM DRAWN
SCALE	1" = 30'

JOB No. 010463-01-002

DATE 01/14/2019

FILE 06-010463-d-cp-008-utp.dwg

SHEET **C-14**