



**GOAL SETTING
WORKSHOP
MARCH 29, 2019
10:00 am**



**ARTS
WAREHOUSE**

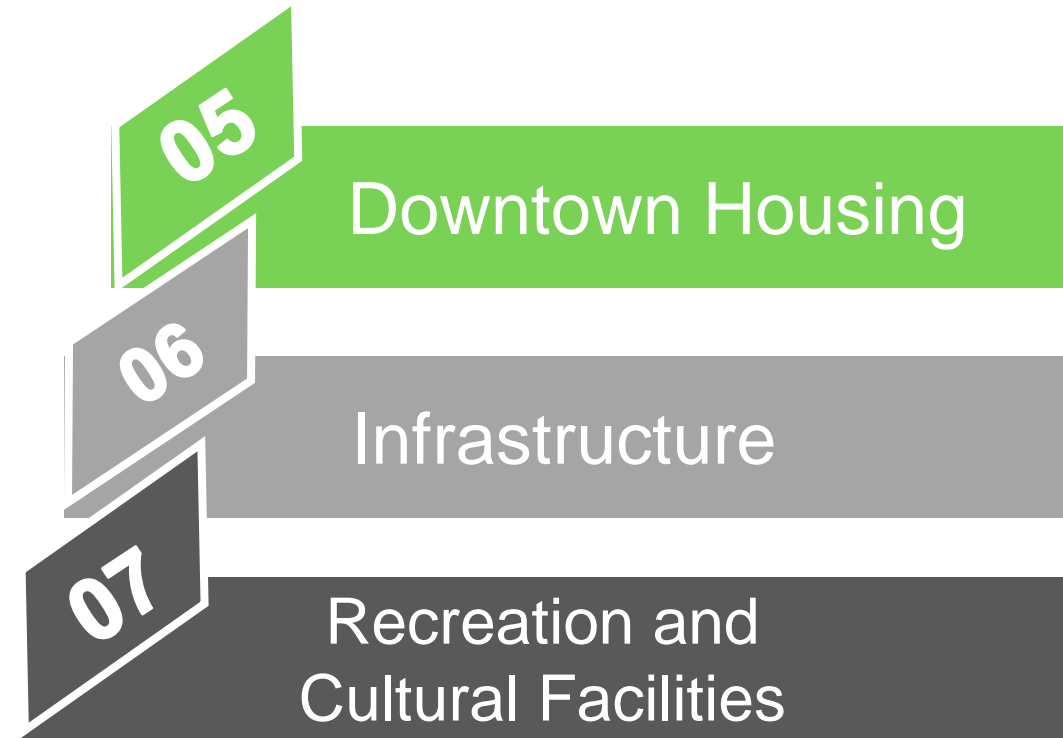
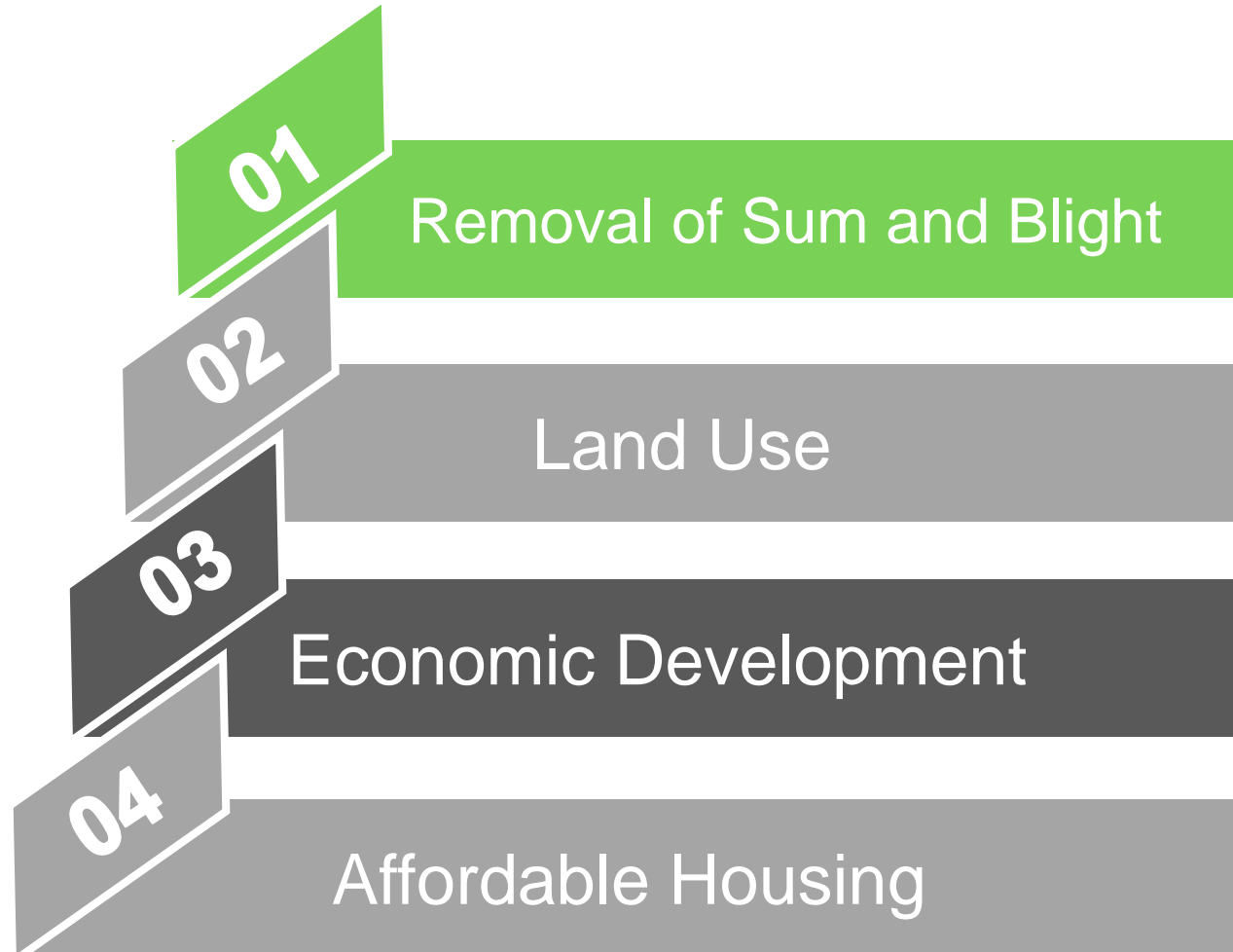
**313 NE 3rd STREET
DELRAY BEACH, FL 33444**

DELRAY BEACH CRA MISSION STATEMENT

To foster and directly assist in the redevelopment of the Community Redevelopment Area in order to eliminate blight, create a sustainable downtown and encourage economic growth, thus improving the attractiveness and quality of life for the benefit of the CRA District and the City of Delray Beach as a whole.



Overall 7 Needs within the Community Redevelopment Area from the Redevelopment Plan



POTENTIAL CRA PROJECTS FOR FISCAL YEAR 2019-2020

**Carver Square New Workforce
Housing Construction**

**Wayfinding Sign Fabrication
and Installation**

98 NW 5th Avenue Commercial Rehabilitation

95 SW 5th Avenue Commercial Development


Enhancements to NW/SW 5th Avenue


**Street Beautification/Clean-Up Team (Through City
Department or Landscape Consultant/Contractor)**

Utility/Traffic Signal Boxes-Wrap (Phased)

Dumpster Enclosures (Phased)







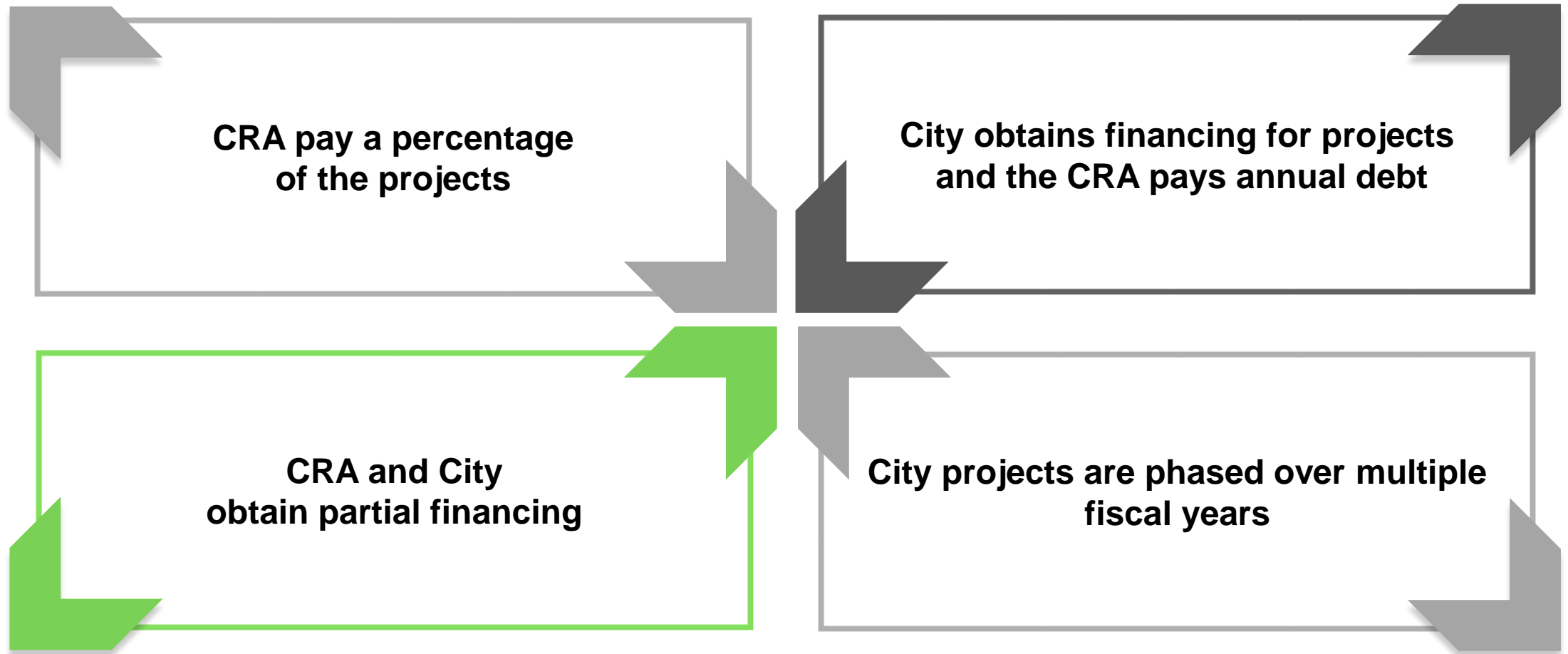
CITY CIP PROJECTS

Adopted by City
Commission October
16, 2018

*Costs are estimates
and will be revised
once actual
construction costs
are established*

General Construction Uses	FY2018-19	FY2019-20	FY2020-21	FY2021-22	FY2022-23	Total Cost
CRA- Parking Lot/Garage Repair	-	113,018	2,000,000	3,000,000	-	5,113,018
CRA - SW 4th, 6th & 7th Alley	6,888,194	-	-	-	-	6,888,194
CRA - Wayfinding Signage	400,000	-	-	-	-	400,000
CRA - Catherine Strong Park	-	-	800,000	4,000,000	4,000,000	8,800,000
CRA - Hilltopper Restroom/Concession	600,000	-	-	-	-	600,000
CRA - Downtown Transportation Alternative	500,000	-	-	-	-	500,000
SFRTA - Trolley Replacement	-	-	860,000	-	-	860,000
CRA - NW Neighborhood	1,000,000	2,000,000	8,000,000	-	-	11,000,000
CRA - Swinton/Atlantic	500,000	3,000,000	-	-	-	3,500,000
CRA - Pompey Park Master Plan	550,000	2,000,000	10,000,000	-	-	12,550,000
CRA - NE 3rd Ave/NE 3rd St Al	2,000,000	-	-	-	-	2,000,000
CRA - Osceola Park	1,000,000	6,000,000	6,000,000	-	-	13,000,000
CRA - Block 63 Improvements	265,000	-	-	-	-	265,000
CRA - NW 5th Alley	740,000	-	-	-	-	740,000
CRA- Swinton Complete Street	200,000	886,982	-	-	-	1,086,982
CRA - Merritt Park Playground	200,000	-	-	-	-	200,000
CRA - SW Neighborhood Alleys	930,000	-	-	-	-	930,000
CRA - OSS Park Upgrades	700,000	-	-	-	-	700,000
CRA Total	\$16,473,194	\$14,000,000	\$27,660,000	\$7,000,000	\$4,000,000	\$69,133,194

Financing Options




CRA FUNDING TO CITY PROJECTS/PROGRAMS

FISCAL YEARS 2015-2016 THROUGH 2019-2020

	15/16	16/17	17/18	18/19 Budget
Revenue from City				
City TIF	8,791,322	10,100,654	11,731,860	13,061,154
Expenditures Allocated to City Projects, Services & Non Profit Programs:				
West Atlantic Redevelopment	1,278,623	237,344	44,101	-
Downtown-Master Plan	2,311,622	1,417,876	1,295,503	4,825,000
SW Neighborhood Plan	498,696	903,026	893,749	8,283,200
Osceola Neighborhood	246,889	2,578,550	64,750	1,000,000
Other-Land Acq/Streets & Alleys/Parking Lot	340,390	42,760	1,115,711	1,000,000
Swinton Ave/Complete Street				200,000
Pompey Park Master Plan				550,000
Seacrest /Del Ida Plan	1,270,469	-	-	-
NW/SW-5th Ave Beautification	77,995	99,690	10,650	740,000
Curb Appeal Grant				75,000
City Contractual Services	2,646,556	3,021,440	2,961,680	3,308,396
Tennis Tournament	550,000	993,780	1,000,000	905,000
Allocated to the City of Delray Beach	9,221,239	9,294,466	7,386,144	20,886,596
Allocated to the City/CRA Non Profit Partners	1,365,053	1,803,825	2,058,700	2,005,550
TOTAL Allocated to City Projects, Services & Non Profit Programs	10,586,292	11,098,291	9,444,844	22,892,146
<i>Difference in Excess of City TIF</i>	1,794,970	997,637	(2,287,016)	9,830,992
County TIF	5,944,418	6,930,032	8,167,495	9,236,945
City TIF	8,791,322	10,100,654	11,731,860	13,061,154
Total TIF	14,735,740	17,030,686	19,899,355	22,298,099
<i>% of CRA Total TIF</i>	72%	65%	47%	103%

EMERGING NEEDS / POLICY ITEMS


1. CRA Acquisition Policy
2. Free, Low-Cost Land and Free, Low-Cost Spaces (Acquiring, Developing, Activating and Disposing CRA Real Estate and Properties to Advance 7 Needs)
 - a. Redevelopment without Displacement
 - b. Activation without Acquisition
3. Balance of Strategic Investments Between Infrastructure, Placemaking, People- Centric Programs
4. Transportation / Mobility
5. Workforce / Affordable Housing
6. Focus on Historic Fifth (NW/SW 5th Avenue)
 - a. Innovation District
 - b. 5th Avenue Enhancements
7. Access to Capital for Businesses & Residents
8. Placemaking Enhancements
 - a. Bus Shelters
 - b. Utility/Traffic Signal Box Wraps
 - c. Dumpster Enclosures
 - d. City Parking Lots
9. Small Business – Entrepreneur Development / Cluster Strategies
 - a. Culinary Kitchen/Community Center for events
 - b. Shipping Container Mobile Art/Gallery AKA Art Activation Station
 - c. Go Build Delray Beach Initiative





What are your top 3 priorities for the CRA in FY 2019-2020?

What are your 3 greatest needs for the upcoming fiscal year?



Thank You