

GENERAL NOTES

1. ANY DOOR SHOWN IN RATED ASSEMBLIES SHALL ALSO BE RATED AS REQUIRED. REFERENCE DOOR SCHEDULE.
2. ANY SIZES INDICATED ON THIS PLAN ARE FOR LIFE SAFETY REVIEW ONLY AND SHOULD NOT BE USED FOR CONSTRUCTION PURPOSES OR SIZES.
3. ALL LIFE SAFETY DEVICES SHOWN ARE REQUIRED, BUT PRODUCT TYPES, DETAILS, MEANS, AND METHODS MUST BE FULLY COORDINATED BY THE CONTRACTOR.
4. MINIMUM SETBACKS SHOWN FOR REFERENCE ONLY IN THESE DRAWINGS. FOR ADDITIONAL REQUIRED SETBACKS REFER TO APPROVED SPRAB DRAWINGS SUBMITTED BY HODGES ARCHITECTURE.
5. REFER TO SERIES A1.03 FOR ACCESSIBLE ROUTES.
6. DO NOT SCALE DIMENSIONS FROM DRAWINGS. ANY UNKNOWN DIMENSIONS SHALL BE OBTAINED FROM DESIGN PROFESSIONALS.
7. ROOM AND DOOR NUMBERS ARE FOR CONSTRUCTION & DESIGN COORDINATION. FINAL ROOM NAMES AND NUMBERS SHALL BE CONFIRMED PRIOR TO FABRICATION OF SIGNAGE.
8. FURNITURE SHOWN IS BY OTHERS AND IS FOR PLANNING PURPOSES ONLY.
9. FIRE EXTINGUISHERS SHALL BE INSTALLED PER NFPA 10.

GRAPHICS LEGEND

GRAPHICS: REFER TO SHEET 00.01 FOR GRAPHIC STANDARDS

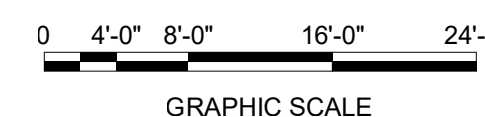
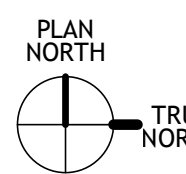
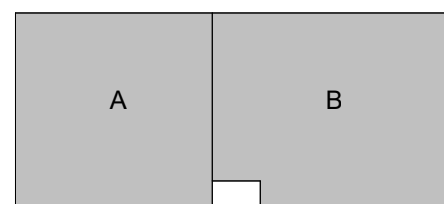
- 1 HOUR UL RATED ASSEMBLY (CONTINUOUS)
- 2 HOUR UL RATED ASSEMBLY (CONTINUOUS)

SYMBOLS:

- CLR - CLEAR DOOR EGRESS WIDTH PROVIDED
- STR - CLEAR STAIR EGRESS WIDTH PROVIDED
- 160 MAX - MAX ALLOWED OCCUPANTS (FACTOR X EGRESS WIDTH)
- 27 OCC - CALCULATED OCCUPANTS
- FE - WALL MOUNTED FIRE EXTINGUISHER
- FE-K - WALL MOUNTED TYPE K FIRE EXTINGUISHER AT KITCHEN
- FEC-R - FIRE EXTINGUISHER CABINET (FULLY RECESSED) REF. TO DETAIL 1/A0.101
- FEC-S - FIRE EXTINGUISHER CABINET (SEMI-RECESSED) REF. TO DETAIL 1/A0.101
- FEC - FIRE EXTINGUISHER CABINET (SURFACE MOUNTED)
- CEILING MOUNTED EXIT SIGN
- WALL MOUNTED EXIT SIGN

LIFE SAFETY KEYNOTES

NUMBER	DESCRIPTION
LS.02	2 HOUR RATED STAIR AND ELEVATOR CORES. REFER TO PARKING GARAGE DRAWINGS UNDER SEPARATE PERMIT
LS.04	PERFORMANCE BASED WATER CURTAIN PER NFPA 105 CHAPTER 5 TO ACHIEVE RATING AT STOREFRONT. WINDOW SPRINKLERS PER ESR-2397 SHALL BE USED WITH FIXED GLASS WALL ASSEMBLY BETWEEN BUSINESS AND ASSEMBLY OCCUPANCIES



OVERALL FOURTH LEVEL LIFE SAFETY PLAN 3/32" = 1'-0" 1

CLIENT

4th & 5th DELRAY
Delray Beach Holdings, LLC
433 Plaza Real, Suite 335
Boca Raton, FL 33432
[T] 561 988 4002
[F] 561 988 3002
PGAL LLC, No. AA 0003337
www.pgal.com

ARCHITECT



791 Park of COMMERCE BLVD.
SUITE 400
BOCA RATON, FLORIDA 33487
[T] 561 988 4002
[F] 561 988 3002
PGAL LLC, No. AA 0003337
www.pgal.com


PROJECT NAME
iPic Fourth Level
Office Fit Out

PROJECT LOCATION
City of Delray Beach
Palm Beach County, FL

DOCUMENT STAGE
CONSTRUCTION
DOCUMENTS

DRAWING HISTORY
NO. DESCRIPTION DATE
A. Construction Documents 2018-11-02

REGISTRATION
Copyright © 2018



PROJECT NUMBER
1003096

SHEET TITLE
OVERALL FOURTH
LEVEL LIFE SAFETY
PLAN

SHEET NUMBER

G2.40R