



City of Delray Beach Overview of Proposed Budget 2019/2020

**Commission Workshop
August 13, 2019**

FY 2020 Proposed Millage Rates



- ❖ The City's proposed millage is 6.6611 and the Debt Service millage for the General Obligation Debt is 0.2034
- ❖ The Total FY 2019/20 Citywide millage is 6.8645
- ❖ Department requests were reduced by approximately 2% from their core budget submittals
- ❖ Reserves from fund balance of approx. \$1.0 million were used

Millage Rates - 2015-2020						
Fiscal Year	2015	2016	2017	2018	2019	2020
Millage	7.1611	7.0611	6.9611	6.8611	6.7611	6.6611

Total City Budget FY 2019 & FY 2020

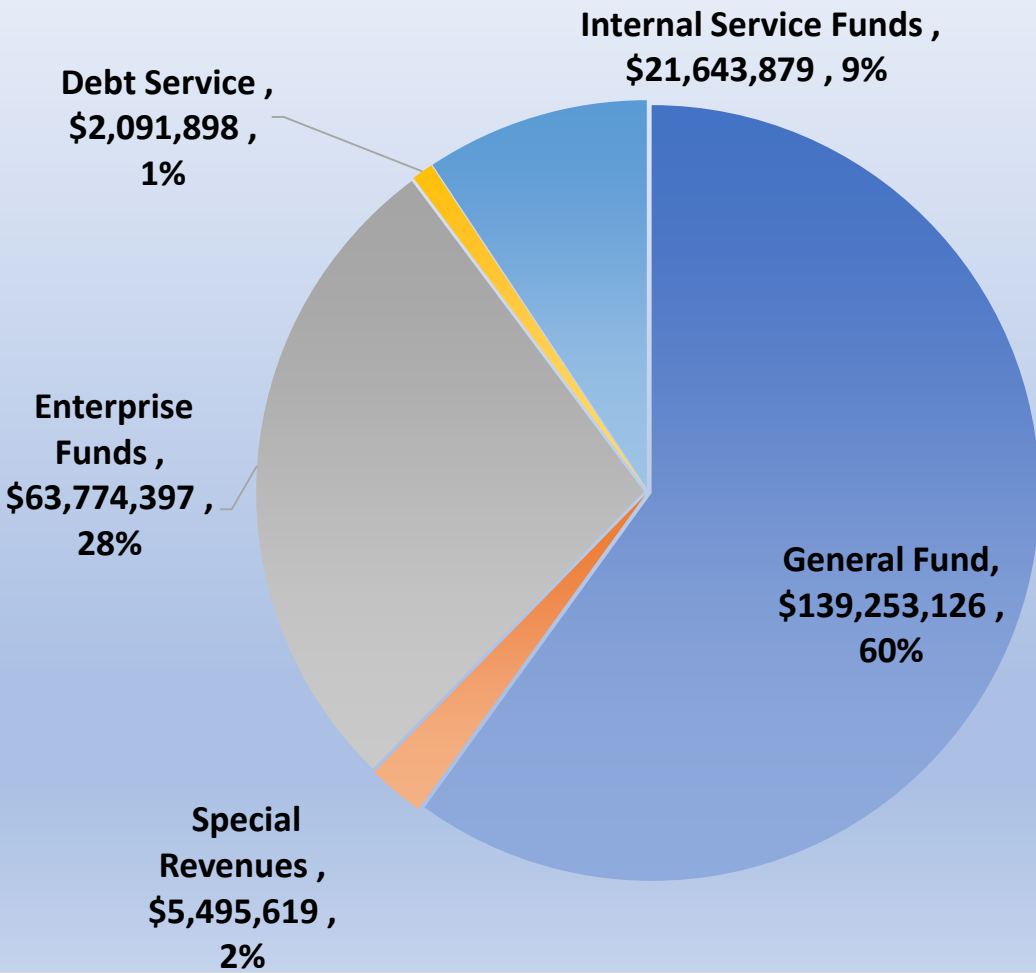


Funds	Amended Budget FY 2019	%	City Manager Budget FY 2020	%
General Fund	\$ 139,253,126	60%	\$ 139,895,460	61%
Special Revenues	\$ 5,495,619	2%	\$ 2,540,180	1%
Enterprise Funds	\$ 63,774,397	27%	\$ 62,373,288	27%
Debt Service	\$ 2,091,898	1%	\$ 2,147,006	1%
Internal Service Funds	\$ 21,643,879	9%	\$ 22,465,914	10%
Grand Total	\$ 232,258,919		\$ 229,421,848	

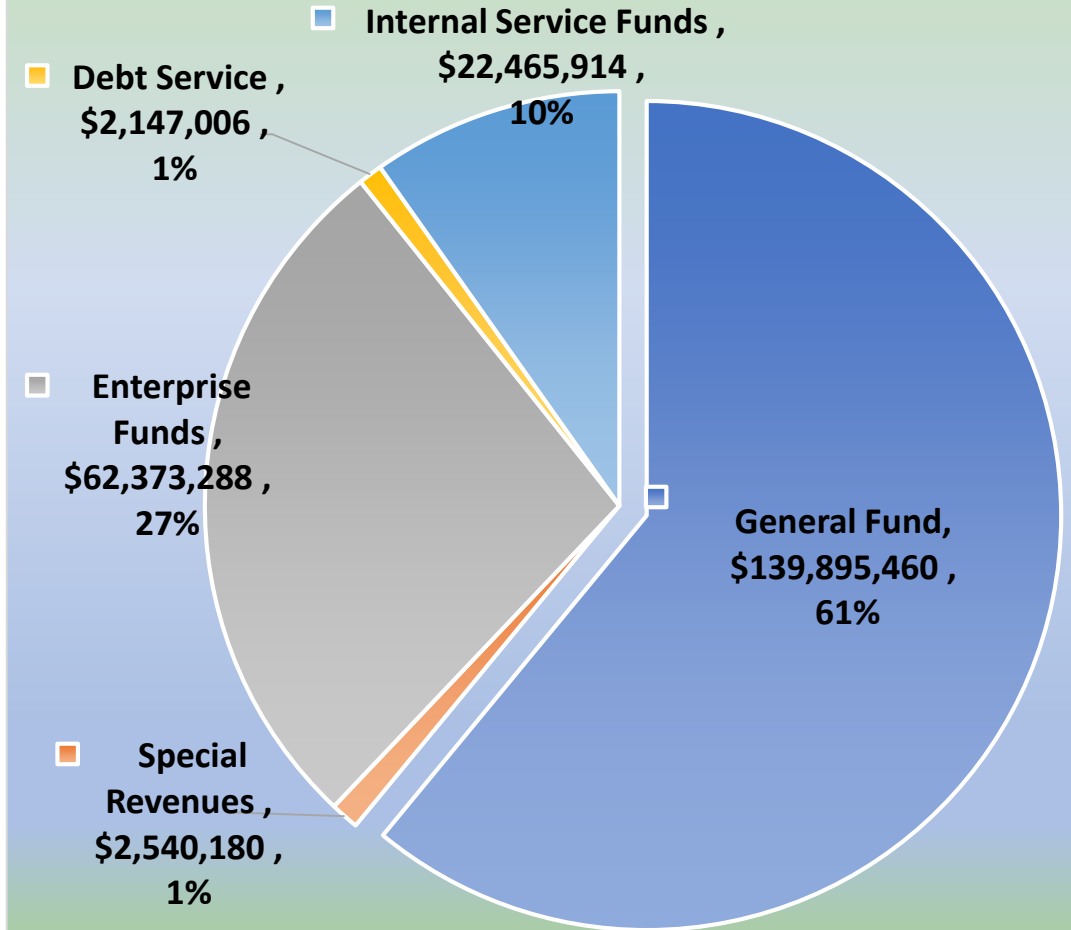
Total City Budget FY 2019 & FY 2020



FY 2019 Amended Budget Total City Budget- \$232,258,919



FY 2020 Recommended Budget Total City Budget \$229,421,848





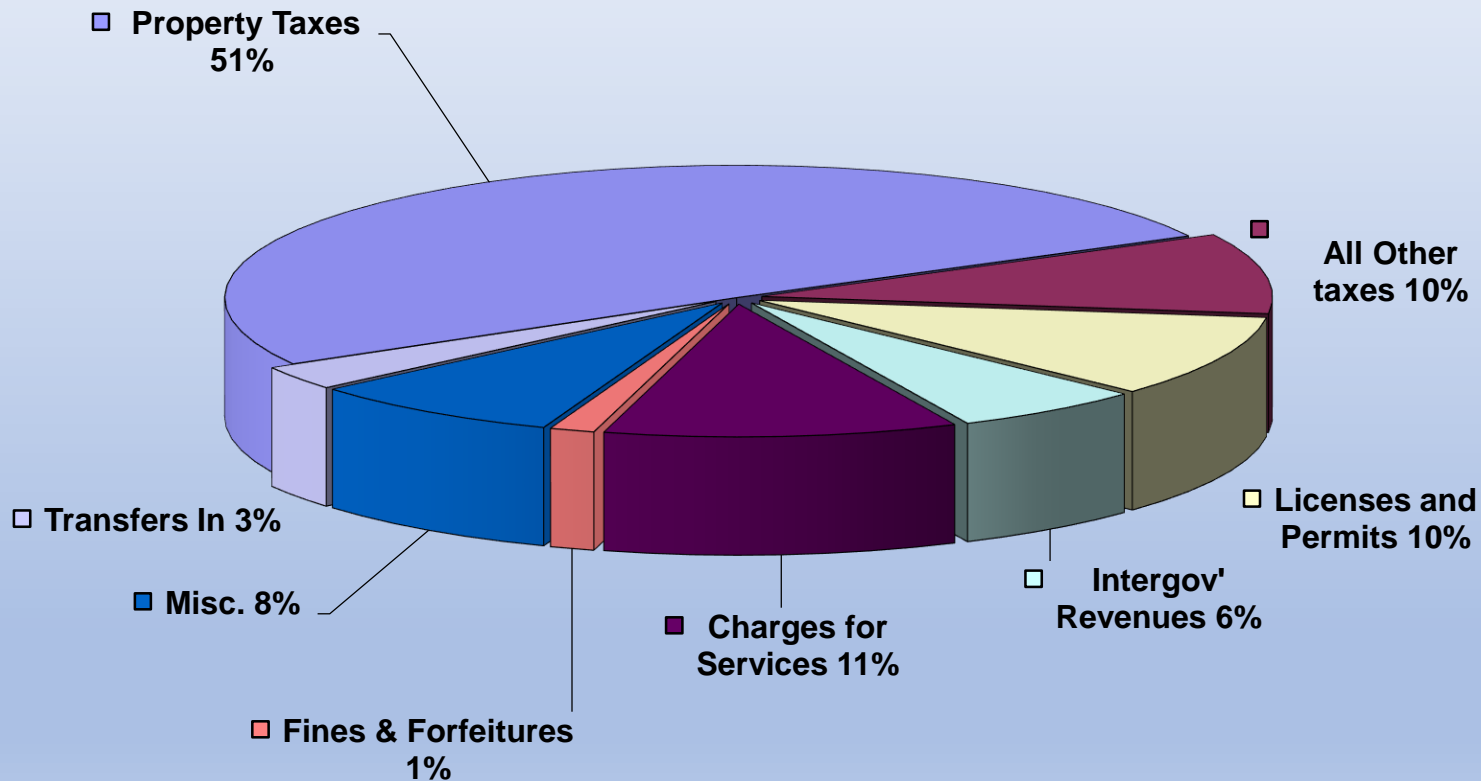
General Fund FY 2019 & FY 2020

Categories	2019 Amended Budget	2020 City Manager	Amount Change FY 19 to 20	Percent Change Fy 19 to 20
Revenue				
Property Taxes	67,775,347	70,274,501	2,499,154	3.7%
Other Taxes	12,839,130	13,616,000	776,870	6.1%
Permits Fees and Special Assessments	13,098,424	13,834,500	736,076	5.6%
Intergovernmental Revenue	8,040,014	8,386,567	346,553	4.3%
Charges for Services	14,311,332	15,491,443	1,180,111	8.2%
Judgements, Fines, and Forfeitures	1,302,000	1,962,000	660,000	50.7%
Miscellaneous Revenues	10,322,696	11,224,281	901,585	8.7%
Transfers In	4,172,374	4,071,209	(101,165)	-2.4%
Prior Year Surplus	7,391,809	1,034,959	(6,356,850)	-86.0%
Revenue Totals	\$ 139,253,126	\$ 139,895,460	\$ 642,334	0.5%
Expenditures				
			-	
General Government	16,132,500	16,207,851	75,351	0.5%
Public Safety	75,694,385	78,366,902	2,672,517	3.5%
Public Works	12,383,029	11,299,096	(1,083,933)	-8.8%
Parks & Recreation	12,209,416	12,668,197	458,781	3.8%
Grants and Aids	15,242,278	16,026,245	783,967	5.1%
Debt Service	1,913,128	387,566	(1,525,562)	-79.7%
Operating Transfers Out	5,678,391	4,939,603	(738,788)	-13.0%
Expenditure Totals	\$ 139,253,126	\$ 139,895,460	\$ 642,334	0.5%

General Fund Revenues



Where the money comes from:

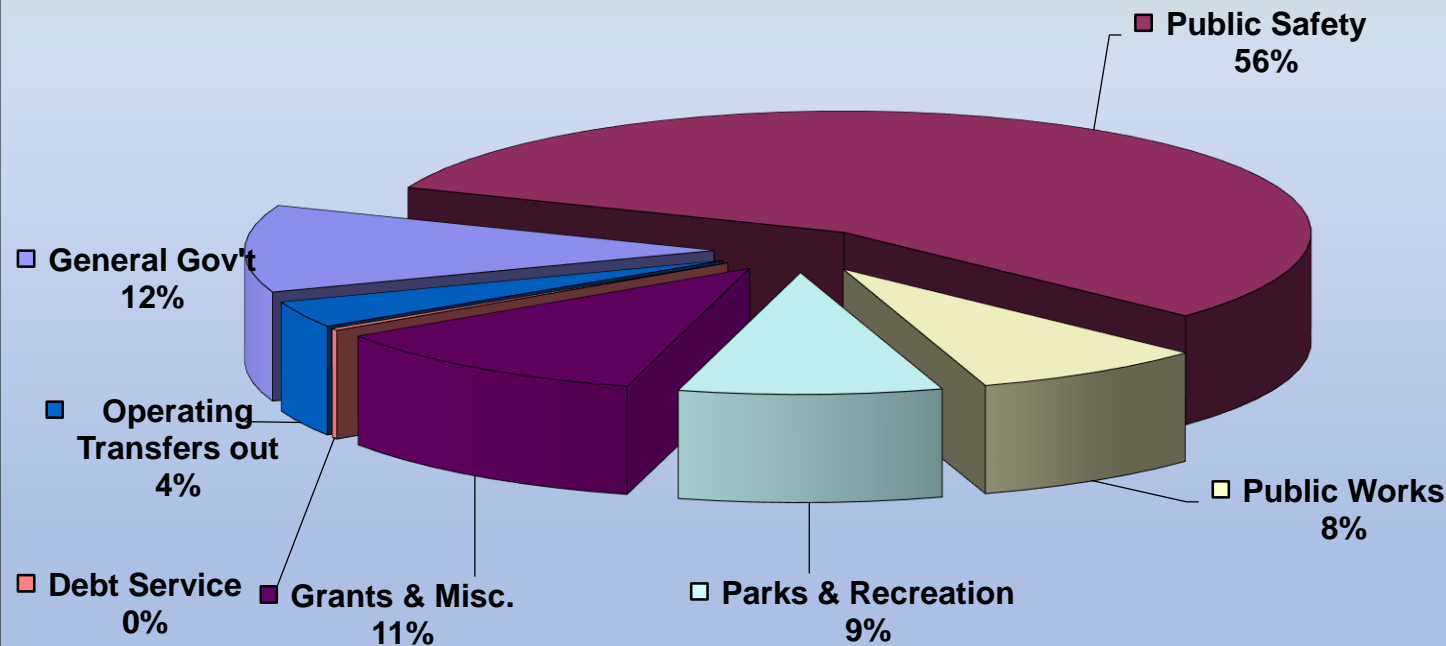


City Manager		
Revenues	FY 2020	Percent
Property Taxes	\$ 70,274,210	50%
Other Taxes	13,616,291	10%
Permit Fees	13,834,500	10%
Intergovernmental Revenues	8,386,567	6%
Charges for Services	15,491,443	11%
Judgements, Fines & Forfeitures	1,962,000	1%
Miscellaneous	11,224,281	8%
Transfers In	4,071,209	3%
Prior Year Surplus	1,034,959	1%
Total	\$ 139,895,460	

General Fund Expenditures



Where the money goes:



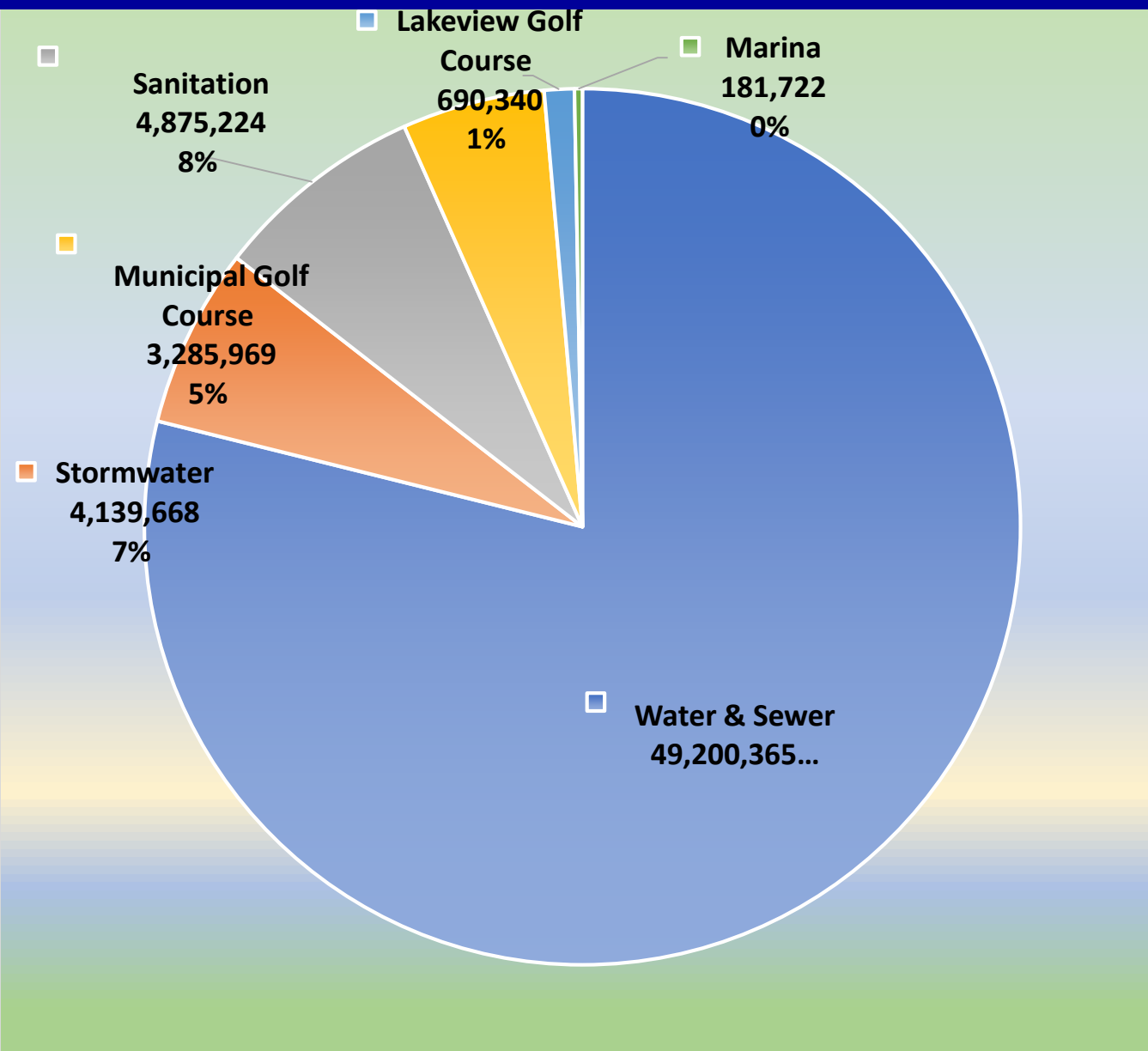
Expenditures	City Manager FY 2020	Percent
General Gov't	\$ 16,207,851	12%
Public Safety	78,366,902	56%
Public Works	11,299,096	8%
Parks & Recreation	12,668,197	9%
Grants & Misc.	16,026,245	12%
Debt Service	387,566	0%
Operating Transfers out	4,939,603	4%
Total	\$ 139,895,460	

Unassigned Fund Balance



CITY OF DELRAY BEACH Projected Unassigned Fund Balance		
2019 Projected Unassigned Fund Balance		\$ 36,728,633
Auburn Trace		(3,840,000)
Unassigned Fund Balance		\$ 32,888,633
2020 Fund Balance Appropriation		(1,034,959)
Projected Unassigned Fund Balance - FY 2020	23%	\$ 31,853,674
Per Fund Balance CC recommendation - Minimum Target Level Calculation		
FY 2020 Expenditures - City Manager Recommendation		139,895,460
Total Budgeted Expenditures - FY 2020		\$ 139,895,460
Unassigned Fund Balance Minimum target level (25 % of GF Expenses)	25%	\$ 34,973,865
Unassigned Fund Balance in excess/ (under) of minimum target	-2%	\$ (3,120,191)

Enterprise Funds

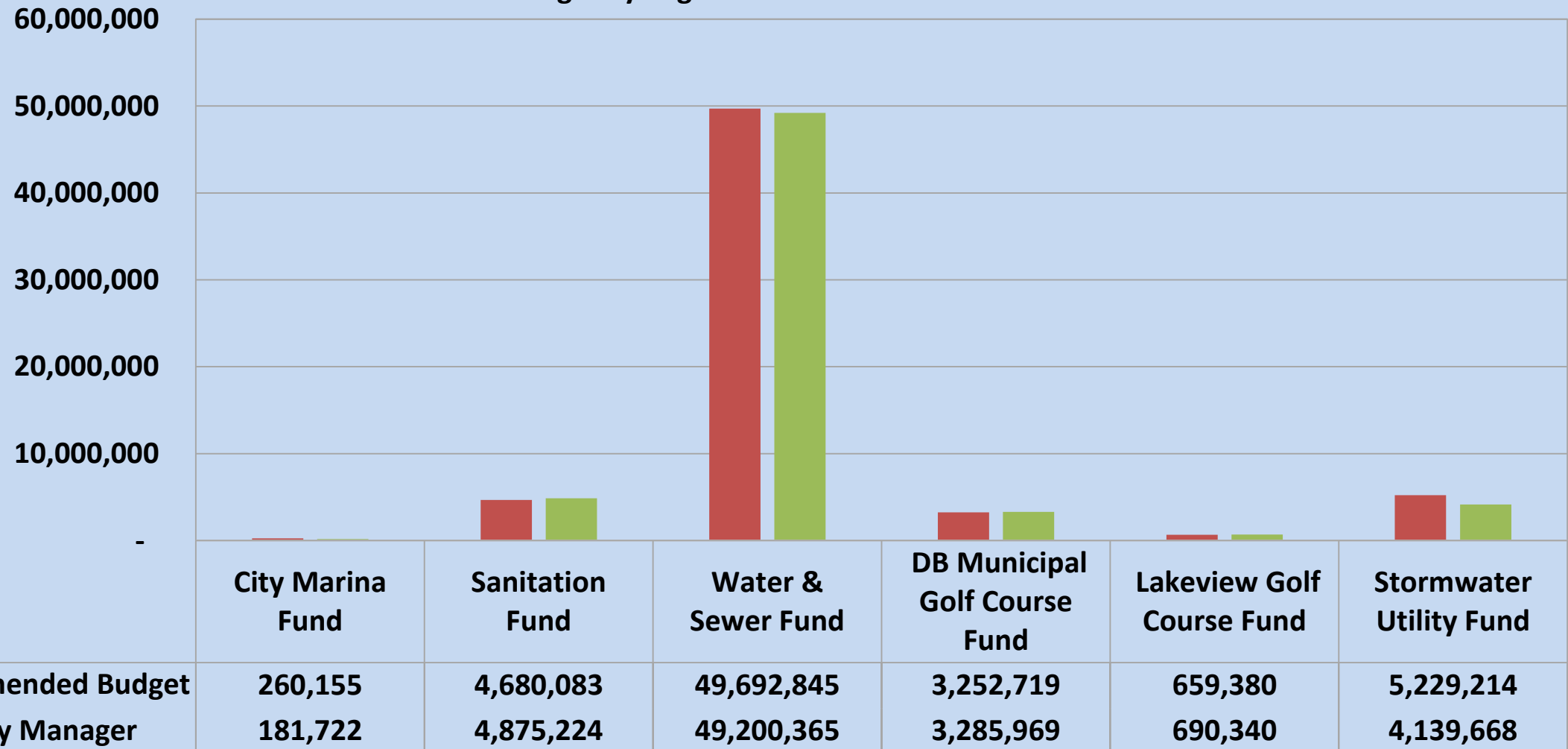


Enterprise Funds	Recommended FY 2020 Budget	%
Water & Sewer	49,200,365	79%
Stormwater	4,139,668	7%
Sanitation	4,875,224	8%
Municipal Golf Course	3,285,969	5%
Lakeview Golf Course	690,340	1%
Marina	181,722	0.3%
Grand Total	\$ 62,373,288	

Enterprise Funds



Annual Budget by Organization





City of Delray Beach
Overview of Proposed Budget 2019/2020
Questions and Answers
Thank You