



City of Delray Beach

FY 2020 Budget at a Glance

Important Budget Dates

- ♦ **September 5, 2019** Public Hearing after 5:00 PM— City Commission adoption of Tentative Millage Rate and FY 20 Budget
- ♦ **September 17, 2019** Public Hearing after 5:00 PM— City Commission adoption of the Final Millage Rate and FY20 Budget

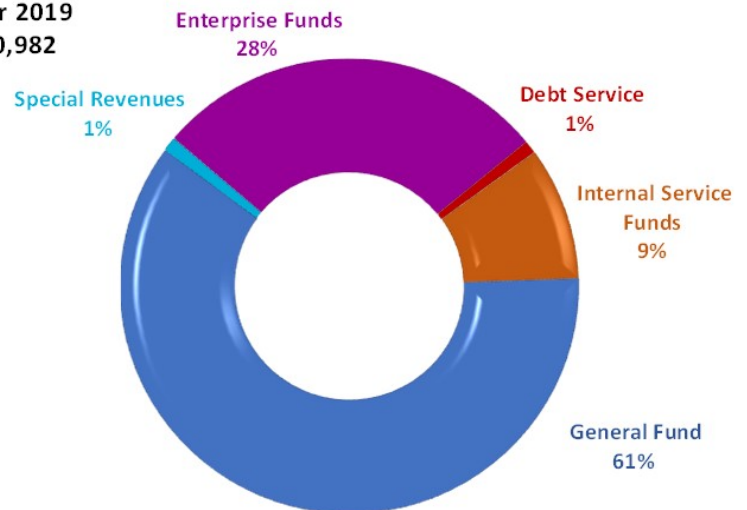
FY 2020 Proposed Millage Rates

- ♦ The City's proposed operating millage FY 2019/20 is **6.6611**, which is 0.1000 mills lower than the current millage of **6.7611**.
- ♦ The Debt Service millage for the General Obligation Debt is **0.2034**.
- ♦ The total FY 2019/20 Citywide Millage is **6.8645**.
- ♦ FY 2020 Rollback rate is **6.4641**.

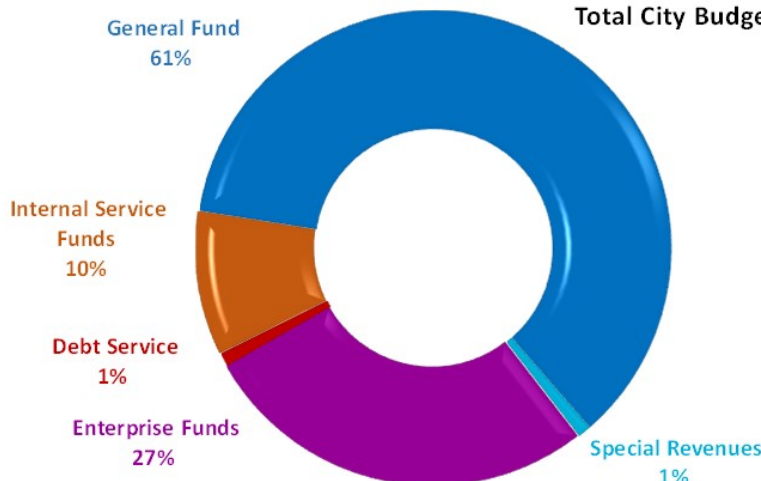
Millage Rates- 2015-2020						
Fiscal Year	2015	2016	2017	2018	2019	2020
Millage	7.1611	7.0611	6.9611	6.8611	6.7611	6.6611

Amended Budget Fiscal Year 2019
Total City Budget \$229,180,982

Funds	Amended Budget FY 2019
General Fund	\$ 139,253,126
Special Revenues	\$ 2,417,682
Enterprise Funds	\$ 63,774,397
Debt Service	\$ 2,091,898
Internal Service Funds	\$ 21,643,879
Grand Total	\$ 229,180,982

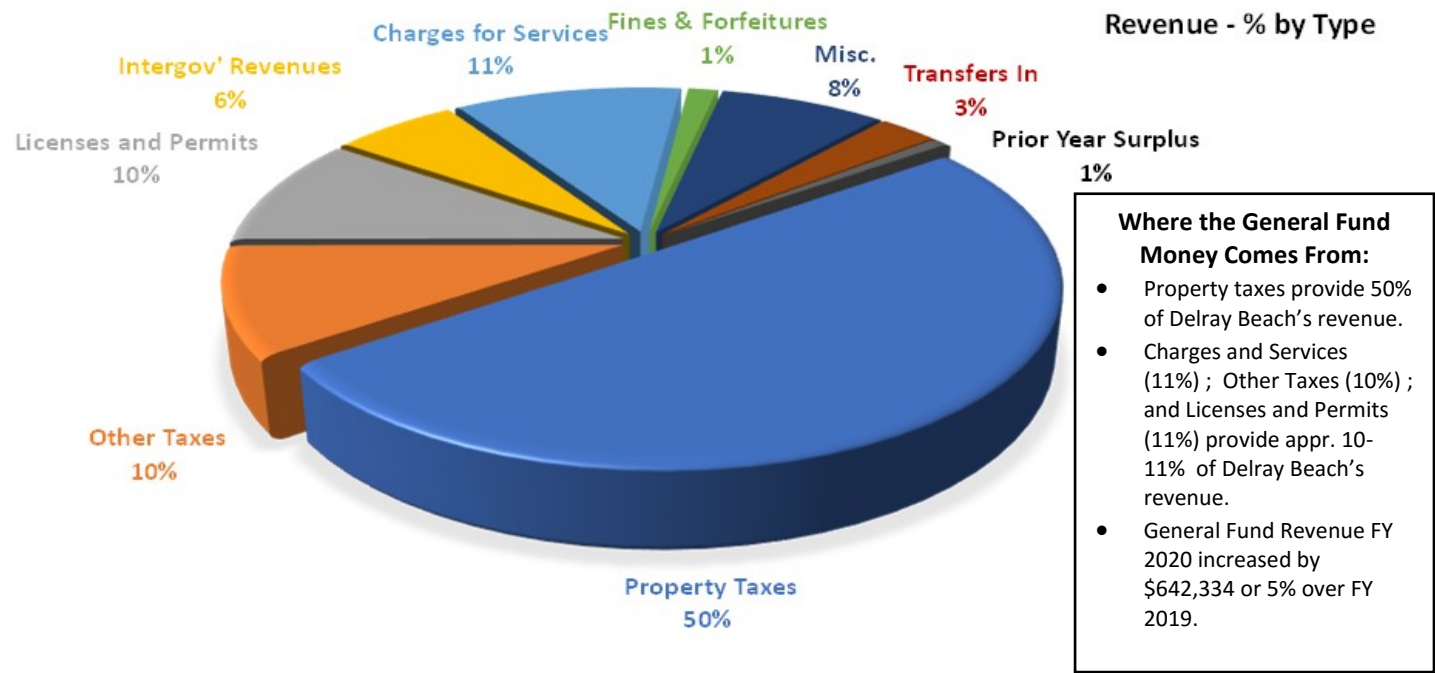


FY 2020 Recommended Budget
Total City Budget - \$228,976,149



Funds	City Manager Budget FY 2020
General Fund	\$ 139,895,460
Special Revenues	\$ 2,094,481
Enterprise Funds	\$ 62,373,288
Debt Service	\$ 2,147,006
Internal Service Funds	\$ 22,465,914
Grand Total	\$ 228,976,149

City of Delray Beach FY 2020 At a Glance



Expenditures - % by Type

