

U.S. Department of Housing and Urban Development
Office of Community Planning and Development
Integrated Disbursement and Information System
CDBG Activity Summary Report (GPR) for Program Year 2018
DELRAY BEACH

Date: 12-Nov-2019

Time: 15:19

Page: 1

PGM Year: 2006

Project: 0005 - ECONOMIC DEVELOPMENT

IDIS Activity: 264 - BLACKTIP REEF RESTAURANT

Status: Open

Location: 343 NE 3rd Ave Delray Beach, FL 33444-3811

Objective: Create economic opportunities

Outcome: Sustainability

Matrix Code: ED Direct Financial Assistance to For-Profits (18A)

National Objective: LMJ

Initial Funding Date: 07/27/2007

Description:

FINANCIAL ASSISTANCE TO FOR-PROFIT BUSINESS

Financing

	Fund Type	Grant Year	Grant	Funded Amount	Drawn In Program Year	Drawn Thru Program Year
CDBG	EN	Pre-2015		\$44,695.29	\$0.00	\$0.00
		2005	B05MC120033		\$0.00	\$44,695.29
Total	Total			\$44,695.29	\$0.00	\$44,695.29


Proposed Accomplishments

Jobs : 2

Actual Accomplishments

Number assisted:

	Owner		Renter		Total		Person	
	Total	Hispanic	Total	Hispanic	Total	Hispanic	Total	Hispanic
White:	0	0	0	0	0	0	0	0
Black/African American:	0	0	0	0	0	0	0	0
Asian:	0	0	0	0	0	0	0	0
American Indian/Alaskan Native:	0	0	0	0	0	0	0	0
Native Hawaiian/Other Pacific Islander:	0	0	0	0	0	0	0	0
American Indian/Alaskan Native & White:	0	0	0	0	0	0	0	0
Asian White:	0	0	0	0	0	0	0	0
Black/African American & White:	0	0	0	0	0	0	0	0
American Indian/Alaskan Native & Black/African American:	0	0	0	0	0	0	0	0
Other multi-racial:	0	0	0	0	0	0	0	0
Asian/Pacific Islander:	0	0	0	0	0	0	0	0
Hispanic:	0	0	0	0	0	0	0	0
Total:	0	0	0	0	0	0	0	0
Female-headed Households:	0		0		0			



U.S. Department of Housing and Urban Development
Office of Community Planning and Development
Integrated Disbursement and Information System
CDBG Activity Summary Report (GPR) for Program Year 2018
DELRAY BEACH

Date: 12-Nov-2019

Time: 15:19


Page: 2

Income Category:

	Owner	Renter	Total	Person
Extremely Low	0	0	0	0
Low Mod	0	0	0	0
Moderate	0	0	0	0
Non Low Moderate	0	0	0	0
Total	0	0	0	0
Percent Low/Mod				

Annual Accomplishments

Years	Accomplishment Narrative	# Benefitting
2006	Project completed in 8/2008.	



U.S. Department of Housing and Urban Development
Office of Community Planning and Development
Integrated Disbursement and Information System
CDBG Activity Summary Report (GPR) for Program Year 2018
DELRAY BEACH

Date: 12-Nov-2019

Time: 15:19

Page: 3

PGM Year: 2014

Project: 0002 - HOUSING REHABILITATION

IDIS Activity: 398 - GARZA/16-537

Status: Open

Location: 905 SW 10th Ave Delray Beach, FL 33444-7707

Objective: Create suitable living environments

Outcome: Sustainability

Matrix Code: Rehab; Single-Unit Residential (14A)

National Objective: LMH

Initial Funding Date: 02/28/2017

Description:

SINGLE UNIT RESIDENTIAL REHAHABILITATION

Financing

	Fund Type	Grant Year	Grant	Funded Amount	Drawn In Program Year	Drawn Thru Program Year
CDBG	EN	Pre-2015		\$37,369.12	\$0.00	\$0.00
		2014	B14MC120033		\$36,944.12	\$37,369.12
Total	Total			\$37,369.12	\$36,944.12	\$37,369.12


Proposed Accomplishments

Housing Units : 1

Actual Accomplishments

Number assisted:

	Owner		Renter		Total		Person	
	Total	Hispanic	Total	Hispanic	Total	Hispanic	Total	Hispanic
White:	0	0	0	0	0	0		0
Black/African American:	0	0	0	0	0	0	0	0
Asian:	0	0	0	0	0	0	0	0
American Indian/Alaskan Native:	0	0	0	0	0	0	0	0
Native Hawaiian/Other Pacific Islander:	0	0	0	0	0	0	0	0
American Indian/Alaskan Native & White:	0	0	0	0	0	0	0	0
Asian White:	0	0	0	0	0	0	0	0
Black/African American & White:	0	0	0	0	0	0	0	0
American Indian/Alaskan Native & Black/African American:	0	0	0	0	0	0	0	0
Other multi-racial:	1	1	0	0	1	1	0	0
Asian/Pacific Islander:	0	0	0	0	0	0	0	0
Hispanic:	0	0	0	0	0	0	0	0
Total:	1	1	0	0	1	1	0	0
Female-headed Households:	1		0		1			



U.S. Department of Housing and Urban Development
Office of Community Planning and Development
Integrated Disbursement and Information System
CDBG Activity Summary Report (GPR) for Program Year 2018
DELRAY BEACH

Date: 12-Nov-2019

Time: 15:19

Page: 4

Income Category:

	Owner	Renter	Total	Person
Extremely Low	0	0	0	0
Low Mod	0	0	0	0
Moderate	1	0	1	0
Non Low Moderate	0	0	0	0
Total	1	0	1	0
Percent Low/Mod	100.0%		100.0%	

Annual Accomplishments

Years	Accomplishment Narrative	# Benefitting
2016	RESIDENTIAL REHABILITATION COMPLETED ON 10/23/18. TOTAL OF \$36,666.54 EXPENDED; \$36,220.00 PAID TO CORDOBA CONSTRUCTION CO. FOR REHABILITATION, \$425.00 FOR LEAD INSPECTION AND \$21.54 FOR EXPRESS SERVICES/RECORDING FEES.	



U.S. Department of Housing and Urban Development
Office of Community Planning and Development
Integrated Disbursement and Information System
CDBG Activity Summary Report (GPR) for Program Year 2018
DELRAY BEACH

Date: 12-Nov-2019

Time: 15:19

Page: 5

PGM Year: 2014

Project: 0002 - HOUSING REHABILITATION

IDIS Activity: 399 - GAINER/16-543

Status: Open

Location: 238 SW 11th Ave Delray Beach, FL 33444-1530

Objective: Create suitable living environments

Outcome: Sustainability

Matrix Code: Rehab; Single-Unit Residential (14A)

National Objective: LMH

Initial Funding Date: 02/28/2017

Description:

SINGLE UNIT RESIDENTIAL REHABILITATION

Financing

	Fund Type	Grant Year	Grant	Funded Amount	Drawn In Program Year	Drawn Thru Program Year
CDBG	EN	Pre-2015		\$44,102.89	\$0.00	\$0.00
		2014	B14MC120033		\$43,677.89	\$44,102.89
Total	Total			\$44,102.89	\$43,677.89	\$44,102.89

Proposed Accomplishments

Housing Units : 1

Actual Accomplishments

Number assisted:

	Owner		Renter		Total		Person	
	Total	Hispanic	Total	Hispanic	Total	Hispanic	Total	Hispanic
White:	0	0	0	0	0	0		0
Black/African American:	0	0	0	0	0	0	0	0
Asian:	0	0	0	0	0	0	0	0
American Indian/Alaskan Native:	0	0	0	0	0	0	0	0
Native Hawaiian/Other Pacific Islander:	0	0	0	0	0	0	0	0
American Indian/Alaskan Native & White:	0	0	0	0	0	0	0	0
Asian White:	0	0	0	0	0	0	0	0
Black/African American & White:	0	0	0	0	0	0	0	0
American Indian/Alaskan Native & Black/African American:	0	0	0	0	0	0	0	0
Other multi-racial:	0	0	0	0	0	0	0	0
Asian/Pacific Islander:	0	0	0	0	0	0	0	0
Hispanic:	0	0	0	0	0	0	0	0
Total:	0	0	0	0	0	0	0	0
Female-headed Households:	0		0		0			



U.S. Department of Housing and Urban Development
Office of Community Planning and Development
Integrated Disbursement and Information System
CDBG Activity Summary Report (GPR) for Program Year 2018
DELRAY BEACH

Date: 12-Nov-2019

Time: 15:19


Page: 6

Income Category:

	Owner	Renter	Total	Person
Extremely Low	0	0	0	0
Low Mod	0	0	0	0
Moderate	0	0	0	0
Non Low Moderate	0	0	0	0
Total	0	0	0	0
Percent Low/Mod				

Annual Accomplishments

Years	Accomplishment Narrative	# Benefitting
2016	WRITE UP COMPLETED. PENDING SHPO APPROVAL FROM STATE. BID TO FOLLOW.	



U.S. Department of Housing and Urban Development
Office of Community Planning and Development
Integrated Disbursement and Information System
CDBG Activity Summary Report (GPR) for Program Year 2018
DELRAY BEACH

Date: 12-Nov-2019

Time: 15:19

Page: 7

PGM Year: 2014

Project: 0002 - HOUSING REHABILITATION

IDIS Activity: 400 - HANKERSON/16-686

Status: Open

Location: 314 SW 10th Ave Delray Beach, FL 33444-4429

Objective: Create suitable living environments

Outcome: Sustainability

Matrix Code: Rehab; Single-Unit Residential (14A)

National Objective: LMH

Initial Funding Date: 02/28/2017

Description:

SINGLE UNIT RESIDENTIAL REHABILITATION

Financing

	Fund Type	Grant Year	Grant	Funded Amount	Drawn In Program Year	Drawn Thru Program Year
CDBG	EN	Pre-2015		\$435.60	\$0.00	\$0.00
		2014	B14MC120033		\$10.60	\$435.60
Total	Total			\$435.60	\$10.60	\$435.60


Proposed Accomplishments

Housing Units : 1

Actual Accomplishments

Number assisted:

	Owner		Renter		Total		Person	
	Total	Hispanic	Total	Hispanic	Total	Hispanic	Total	Hispanic
White:	0	0	0	0	0	0		0
Black/African American:	1	0	0	0	1	0	0	0
Asian:	0	0	0	0	0	0	0	0
American Indian/Alaskan Native:	0	0	0	0	0	0	0	0
Native Hawaiian/Other Pacific Islander:	0	0	0	0	0	0	0	0
American Indian/Alaskan Native & White:	0	0	0	0	0	0	0	0
Asian White:	0	0	0	0	0	0	0	0
Black/African American & White:	0	0	0	0	0	0	0	0
American Indian/Alaskan Native & Black/African American:	0	0	0	0	0	0	0	0
Other multi-racial:	0	0	0	0	0	0	0	0
Asian/Pacific Islander:	0	0	0	0	0	0	0	0
Hispanic:	0	0	0	0	0	0	0	0
Total:	1	0	0	0	1	0	0	0
Female-headed Households:	1		0		1			



U.S. Department of Housing and Urban Development
Office of Community Planning and Development
Integrated Disbursement and Information System
CDBG Activity Summary Report (GPR) for Program Year 2018
DELRAY BEACH

Date: 12-Nov-2019

Time: 15:19

Page: 8

Income Category:

	Owner	Renter	Total	Person
Extremely Low	0	0	0	0
Low Mod	1	0	1	0
Moderate	0	0	0	0
Non Low Moderate	0	0	0	0
Total	1	0	1	0
Percent Low/Mod	100.0%		100.0%	

Annual Accomplishments

Years	Accomplishment Narrative	# Benefitting
2016	WRITE UP COMPLETED. SHPO APPROVED BY PLANNING AND ZONING. PENDING TERMITE TREATMENT. BID TO FOLLOW.	



U.S. Department of Housing and Urban Development
Office of Community Planning and Development
Integrated Disbursement and Information System
CDBG Activity Summary Report (GPR) for Program Year 2018
DELRAY BEACH

Date: 12-Nov-2019

Time: 15:19

Page: 9

PGM Year: 2017
Project: 0002 - HOUSING REHABILITATION
IDIS Activity: 402 - OWENS/16-514

Status: Open
Location: 124 SW 8th St Delray Beach, FL 33444-2310

Objective: Create suitable living environments

Outcome: Sustainability

Matrix Code: Rehab; Single-Unit Residential (14A)

National Objective: LMH

Initial Funding Date: 06/29/2017

Description:

SINGLE-FAMILY RESIDENTIAL REHABILITATION

Financing

	Fund Type	Grant Year	Grant	Funded Amount	Drawn In Program Year	Drawn Thru Program Year
CDBG	EN	Pre-2015		\$19.10	\$0.00	\$0.00
		2014	B14MC120033		\$0.00	\$19.10
		2017	B17MC120033	\$23,077.23	\$22,639.10	\$22,639.10
Total	Total			\$23,096.33	\$22,639.10	\$22,658.20


Proposed Accomplishments

Housing Units : 1

Actual Accomplishments

Number assisted:

	Owner		Renter		Total		Person	
	Total	Hispanic	Total	Hispanic	Total	Hispanic	Total	Hispanic
White:	0	0	0	0	0	0	0	0
Black/African American:	1	0	0	0	1	0	0	0
Asian:	0	0	0	0	0	0	0	0
American Indian/Alaskan Native:	0	0	0	0	0	0	0	0
Native Hawaiian/Other Pacific Islander:	0	0	0	0	0	0	0	0
American Indian/Alaskan Native & White:	0	0	0	0	0	0	0	0
Asian White:	0	0	0	0	0	0	0	0
Black/African American & White:	0	0	0	0	0	0	0	0
American Indian/Alaskan Native & Black/African American:	0	0	0	0	0	0	0	0
Other multi-racial:	0	0	0	0	0	0	0	0
Asian/Pacific Islander:	0	0	0	0	0	0	0	0
Hispanic:	0	0	0	0	0	0	0	0
Total:	1	0	0	0	1	0	0	0



U.S. Department of Housing and Urban Development
Office of Community Planning and Development
Integrated Disbursement and Information System
CDBG Activity Summary Report (GPR) for Program Year 2018
DELRAY BEACH

Date: 12-Nov-2019

Time: 15:19

Page: 10

Female-headed Households: 0 0 0

Income Category:

	Owner	Renter	Total	Person
Extremely Low	0	0	0	0
Low Mod	1	0	1	0
Moderate	0	0	0	0
Non Low Moderate	0	0	0	0
Total	1	0	1	0
Percent Low/Mod	100.0%		100.0%	

Annual Accomplishments

Years	Accomplishment Narrative	# Benefitting
2017	PROJECT WAS APPROVED HOWEVER HOMEOWNER INSURANCE LAPSED AND THEREFORE WAS REFERRED TO ANOTHER PROGRAM SOURCE (CRA CURB APPEAL FOR ROOF REPAIRS). IN LATE 2018 HOMEOWNER WAS ABLE TO REINSTATE INSURANCE AND IS PENDING PERMITS TO COMMENCE WORK ON REMAINING ITEMS. PROJECT NEAR COMPLETION.	



U.S. Department of Housing and Urban Development
Office of Community Planning and Development
Integrated Disbursement and Information System
CDBG Activity Summary Report (GPR) for Program Year 2018
DELRAY BEACH

Date: 12-Nov-2019

Time: 15:19

Page: 11

PGM Year: 2016

Project: 0002 - HOUSING REHABILITATION

IDIS Activity: 406 - MARCEL/16-538

Status: Open

Location: 513 SW 15th Ave Delray Beach, FL 33444-1439

Objective: Create suitable living environments

Outcome: Sustainability

Matrix Code: Rehab; Single-Unit Residential (14A)

National Objective: LMH

Initial Funding Date: 11/07/2017

Description:

SINGLE UNIT RESIDENTIAL REHABILITATION

Financing

	Fund Type	Grant Year	Grant	Funded Amount	Drawn In Program Year	Drawn Thru Program Year
CDBG	EN	2016	B16MC120033	\$24,487.38	\$0.00	\$23,714.10
Total	Total			\$24,487.38	\$0.00	\$23,714.10

Proposed Accomplishments

Housing Units : 1

Actual Accomplishments

Number assisted:

	Owner		Renter		Total		Person	
	Total	Hispanic	Total	Hispanic	Total	Hispanic	Total	Hispanic
White:	0	0	0	0	0	0	0	0
Black/African American:	1	0	0	0	1	0	0	0
Asian:	0	0	0	0	0	0	0	0
American Indian/Alaskan Native:	0	0	0	0	0	0	0	0
Native Hawaiian/Other Pacific Islander:	0	0	0	0	0	0	0	0
American Indian/Alaskan Native & White:	0	0	0	0	0	0	0	0
Asian White:	0	0	0	0	0	0	0	0
Black/African American & White:	0	0	0	0	0	0	0	0
American Indian/Alaskan Native & Black/African American:	0	0	0	0	0	0	0	0
Other multi-racial:	0	0	0	0	0	0	0	0
Asian/Pacific Islander:	0	0	0	0	0	0	0	0
Hispanic:	0	0	0	0	0	0	0	0
Total:	1	0	0	0	1	0	0	0
Female-headed Households:	1		0		1			



U.S. Department of Housing and Urban Development
Office of Community Planning and Development
Integrated Disbursement and Information System
CDBG Activity Summary Report (GPR) for Program Year 2018
DELRAY BEACH

Date: 12-Nov-2019
Time: 15:19
Page: 12

Income Category:

	Owner	Renter	Total	Person
Extremely Low	0	0	0	0
Low Mod	1	0	1	0
Moderate	0	0	0	0
Non Low Moderate	0	0	0	0
Total	1	0	1	0
Percent Low/Mod	100.0%		100.0%	

Annual Accomplishments

Years	Accomplishment Narrative	# Benefitting
2016	RESIDENTIAL REHABILITATION COMPLETED ON 1/19/2018. TOTAL OF \$23,714.00 EXPENDED; \$23,694.90 PAID TO LEONARD GRAHAM INC. FOR REHABILITATION AND \$19.10 FOR RECORDING FEES.	



U.S. Department of Housing and Urban Development
Office of Community Planning and Development
Integrated Disbursement and Information System
CDBG Activity Summary Report (GPR) for Program Year 2018
DELRAY BEACH

Date: 12-Nov-2019

Time: 15:19

Page: 13

PGM Year: 2017

Project: 0002 - HOUSING REHABILITATION

IDIS Activity: 410 - GRAHAM/18-763

Status: Open

Location: 17 SW 13th Ave Delray Beach, FL 33444-1537

Objective: Create suitable living environments

Outcome: Sustainability

Matrix Code: Rehab; Single-Unit Residential (14A)

National Objective: LMH

Initial Funding Date: 03/22/2019

Description:

SINGLE-UNIT RESIDENTIAL REHABILITATION

Financing

	Fund Type	Grant Year	Grant	Funded Amount	Drawn In Program Year	Drawn Thru Program Year
CDBG	EN	2017	B17MC120033	\$25,399.10	\$25,399.10	\$25,399.10
Total	Total			\$25,399.10	\$25,399.10	\$25,399.10


Proposed Accomplishments

Housing Units : 1

Actual Accomplishments

Number assisted:

	Owner		Renter		Total		Person	
	Total	Hispanic	Total	Hispanic	Total	Hispanic	Total	Hispanic
White:	0	0	0	0	0	0		0
Black/African American:	0	0	0	0	0	0	0	0
Asian:	0	0	0	0	0	0	0	0
American Indian/Alaskan Native:	0	0	0	0	0	0	0	0
Native Hawaiian/Other Pacific Islander:	0	0	0	0	0	0	0	0
American Indian/Alaskan Native & White:	0	0	0	0	0	0	0	0
Asian White:	0	0	0	0	0	0	0	0
Black/African American & White:	0	0	0	0	0	0	0	0
American Indian/Alaskan Native & Black/African American:	0	0	0	0	0	0	0	0
Other multi-racial:	0	0	0	0	0	0	0	0
Asian/Pacific Islander:	0	0	0	0	0	0	0	0
Hispanic:	0	0	0	0	0	0	0	0
Total:	0	0	0	0	0	0	0	0
Female-headed Households:	0		0		0			



U.S. Department of Housing and Urban Development
Office of Community Planning and Development
Integrated Disbursement and Information System
CDBG Activity Summary Report (GPR) for Program Year 2018
DELRAY BEACH

Date: 12-Nov-2019

Time: 15:19


Page: 14

Income Category:

	Owner	Renter	Total	Person
Extremely Low	0	0	0	0
Low Mod	0	0	0	0
Moderate	0	0	0	0
Non Low Moderate	0	0	0	0
Total	0	0	0	0
Percent Low/Mod				

Annual Accomplishments

No data returned for this view. This might be because the applied filter excludes all data.



U.S. Department of Housing and Urban Development
Office of Community Planning and Development
Integrated Disbursement and Information System
CDBG Activity Summary Report (GPR) for Program Year 2018
DELRAY BEACH

Date: 12-Nov-2019

Time: 15:19

Page: 15

PGM Year: 2017

Project: 0001 - PROGRAM ADMINISTRATION

IDIS Activity: 411 - PROGRAM ADMINISTRATION

Status: Completed 9/30/2018 12:00:00 AM

Location: ,

Objective:

Outcome:

Matrix Code: General Program Administration (21A)

National Objective:

Initial Funding Date: 02/01/2018

Description:

THIS PROJECT PROVIDES FOR THE ELIGIBLE COSTS ASSOCIATED WITH THE ADMINISTRATION OF THE CITY'S CDBG PROGRAM AND NEIGHBORHOOD SERVICES DIVISION.

ELIGIBLE PROGRAM ADMINISTRATION COSTS INCLUDE STAFF AND RELATED COSTS REQUIRED FOR PROGRAM MANAGEMENT, COORDINATION, MONITORING, REPORTING, EVALUATION AND OVERSIGHT.

THESE COSTS ARE SUBJECT TO A STATUTORY LIMITATION OF NOT MORE THAN 20% OF THE ANNUAL GRANT FUNDS PLUS PROGRAM INCOME.

Financing

	Fund Type	Grant Year	Grant	Funded Amount	Drawn In Program Year	Drawn Thru Program Year
CDBG	EN	2017	B17MC120033	\$84,085.75	\$15,452.11	\$84,085.75
Total	Total			\$84,085.75	\$15,452.11	\$84,085.75

Proposed Accomplishments

Actual Accomplishments

Number assisted:

	Owner		Renter		Total		Person	
	Total	Hispanic	Total	Hispanic	Total	Hispanic	Total	Hispanic
White:					0	0		
Black/African American:					0	0		
Asian:					0	0		
American Indian/Alaskan Native:					0	0		
Native Hawaiian/Other Pacific Islander:					0	0		
American Indian/Alaskan Native & White:					0	0		
Asian White:					0	0		
Black/African American & White:					0	0		
American Indian/Alaskan Native & Black/African American:					0	0		
Other multi-racial:					0	0		
Asian/Pacific Islander:					0	0		
Hispanic:					0	0		
Total:	0	0	0	0	0	0	0	0



U.S. Department of Housing and Urban Development
Office of Community Planning and Development
Integrated Disbursement and Information System
CDBG Activity Summary Report (GPR) for Program Year 2018
DELRAY BEACH

Date: 12-Nov-2019

Time: 15:19

Page: 16

Female-headed Households:


0

Income Category:

	Owner	Renter	Total	Person
Extremely Low			0	
Low Mod			0	
Moderate			0	
Non Low Moderate			0	
Total	0	0	0	0
Percent Low/Mod				

Annual Accomplishments

No data returned for this view. This might be because the applied filter excludes all data.



U.S. Department of Housing and Urban Development
Office of Community Planning and Development
Integrated Disbursement and Information System
CDBG Activity Summary Report (GPR) for Program Year 2018
DELRAY BEACH

Date: 12-Nov-2019

Time: 15:19

Page: 17

PGM Year: 2017
Project: 0002 - HOUSING REHABILITATION
IDIS Activity: 412 - HOUSING REHABILITATION ADMINISTRATION

Status: Completed 9/30/2018 12:00:00 AM
Location: 100 NW 1st Ave Delray Beach, FL 33444-2612

Objective: Create suitable living environments

Outcome: Sustainability

Matrix Code: Acquisition for Rehabilitation (14G)

National Objective: LMH

Initial Funding Date: 02/01/2018

Description:

THIS PROJECT PROVIDES FOR STAFF COSTS AND RELATED EXPENSES REQUIRED FOR OUTREACH EFFORTS FOR MARKETING THE PROGRAM, REHABILITATION COUNSELING, SCREENING POTENTIAL APPLICANT HOUSEHOLDS AND STRUCTURES, PREPARING WORK SPECIFICATIONS AND BID PACKAGES, INSPECTIONS, ELIGIBILITY DETERMINATIONS AND OTHER SERVICES RELATED TO ASSISTING OWNERS, CONTRACTORS AND OTHER ENTITIES WHO ARE PARTICIPATING IN ELIGIBLE REHABILITATION ACTIVITIES.

Financing

	Fund Type	Grant Year	Grant	Funded Amount	Drawn In Program Year	Drawn Thru Program Year
CDBG	EN	2017	B17MC120033	\$114,078.07	\$22,710.73	\$114,078.07
Total	Total			\$114,078.07	\$22,710.73	\$114,078.07

Proposed Accomplishments

Actual Accomplishments

Number assisted:

	Owner		Renter		Total		Person	
	Total	Hispanic	Total	Hispanic	Total	Hispanic	Total	Hispanic
White:	0	0	0	0	0	0	0	0
Black/African American:	0	0	0	0	0	0	0	0
Asian:	0	0	0	0	0	0	0	0
American Indian/Alaskan Native:	0	0	0	0	0	0	0	0
Native Hawaiian/Other Pacific Islander:	0	0	0	0	0	0	0	0
American Indian/Alaskan Native & White:	0	0	0	0	0	0	0	0
Asian White:	0	0	0	0	0	0	0	0
Black/African American & White:	0	0	0	0	0	0	0	0
American Indian/Alaskan Native & Black/African American:	0	0	0	0	0	0	0	0
Other multi-racial:	0	0	0	0	0	0	0	0
Asian/Pacific Islander:	0	0	0	0	0	0	0	0
Hispanic:	0	0	0	0	0	0	0	0
Total:	0	0	0	0	0	0	0	0



U.S. Department of Housing and Urban Development
Office of Community Planning and Development
Integrated Disbursement and Information System
CDBG Activity Summary Report (GPR) for Program Year 2018
DELRAY BEACH

Date: 12-Nov-2019

Time: 15:19

Page: 18

Female-headed Households: 0 0 0

Income Category:

	Owner	Renter	Total	Person
Extremely Low	0	0	0	0
Low Mod	0	0	0	0
Moderate	0	0	0	0
Non Low Moderate	0	0	0	0
Total	0	0	0	0
Percent Low/Mod				

Annual Accomplishments

Years	Accomplishment Narrative	# Benefitting
2017	PROJECT PROVIDES FOR DIRECT OVERSIGHT TO REHABILITATION ACTIVITIES UNDER CURRENT FISCAL YEAR. Activity is associated to several housing rehabilitation projects identified as # 400,402,414,415,423, and 425. All projects are underway.	



U.S. Department of Housing and Urban Development
Office of Community Planning and Development
Integrated Disbursement and Information System
CDBG Activity Summary Report (GPR) for Program Year 2018
DELRAY BEACH

Date: 12-Nov-2019

Time: 15:19

Page: 19

PGM Year: 2016

Project: 0002 - HOUSING REHABILITATION

IDIS Activity: 413 - FASHAW/17-726

Status: Completed 12/19/2018 12:00:00 AM

Location: 607 SW 8th Ct Delray Beach, FL 33444-2349

Objective: Create suitable living environments

Outcome: Sustainability

Matrix Code: Rehab; Single-Unit Residential (14A)

National Objective: LMH

Initial Funding Date: 02/01/2018

Description:

SINGLE UNIT RESIDENTIAL REHABILITATION.

Financing

	Fund Type	Grant Year	Grant	Funded Amount	Drawn In Program Year	Drawn Thru Program Year
CDBG	EN	2016	B16MC120033	\$32,692.10	\$32,267.10	\$32,692.10
Total	Total			\$32,692.10	\$32,267.10	\$32,692.10


Proposed Accomplishments

Housing Units : 1

Actual Accomplishments

Number assisted:

	Owner		Renter		Total		Person	
	Total	Hispanic	Total	Hispanic	Total	Hispanic	Total	Hispanic
White:	0	0	0	0	0	0	0	0
Black/African American:	1	0	0	0	1	0	0	0
Asian:	0	0	0	0	0	0	0	0
American Indian/Alaskan Native:	0	0	0	0	0	0	0	0
Native Hawaiian/Other Pacific Islander:	0	0	0	0	0	0	0	0
American Indian/Alaskan Native & White:	0	0	0	0	0	0	0	0
Asian White:	0	0	0	0	0	0	0	0
Black/African American & White:	0	0	0	0	0	0	0	0
American Indian/Alaskan Native & Black/African American:	0	0	0	0	0	0	0	0
Other multi-racial:	0	0	0	0	0	0	0	0
Asian/Pacific Islander:	0	0	0	0	0	0	0	0
Hispanic:	0	0	0	0	0	0	0	0
Total:	1	0	0	0	1	0	0	0
Female-headed Households:	0		0		0			



U.S. Department of Housing and Urban Development
Office of Community Planning and Development
Integrated Disbursement and Information System
CDBG Activity Summary Report (GPR) for Program Year 2018
DELRAY BEACH

Date: 12-Nov-2019

Time: 15:19

Page: 20

Income Category:

	Owner	Renter	Total	Person
Extremely Low	1	0	1	0
Low Mod	0	0	0	0
Moderate	0	0	0	0
Non Low Moderate	0	0	0	0
Total	1	0	1	0
Percent Low/Mod	100.0%		100.0%	

Annual Accomplishments

Years	Accomplishment Narrative	# Benefitting
2014	RESIDENTIAL REHABILITATION COMPLETED ON 12/19/18. TOTAL OF \$32,692.10 EXPENDED; \$32,248.00 PAID TO LEONARD GRAHAM, INC. FOR REHABILITATION, \$425.00 FOR LEAD AND \$19.10 FOR RECORDING FEES.	



U.S. Department of Housing and Urban Development
Office of Community Planning and Development
Integrated Disbursement and Information System
CDBG Activity Summary Report (GPR) for Program Year 2018
DELRAY BEACH

Date: 12-Nov-2019
Time: 15:19
Page: 21

PGM Year: 2017
Project: 0002 - HOUSING REHABILITATION
IDIS Activity: 414 - WALKER/17-744

Status: Open
Location: 417 SW 15th Ave Delray Beach, FL 33444-1437

Objective: Create suitable living environments
Outcome: Sustainability
Matrix Code: Rehab; Single-Unit Residential (14A)

National Objective: LMH

Initial Funding Date: 05/16/2018

Description:
SINGLE UNIT RESIDENTIAL REHABILITATION.

Financing

	Fund Type	Grant Year	Grant	Funded Amount	Drawn In Program Year	Drawn Thru Program Year
CDBG	EN	Pre-2015		\$425.00	\$0.00	\$0.00
		2014	B14MC120033		\$0.00	\$425.00
Total	Total			\$425.00	\$0.00	\$425.00


Proposed Accomplishments

Housing Units : 1

Actual Accomplishments

Number assisted:

	Owner		Renter		Total		Person	
	Total	Hispanic	Total	Hispanic	Total	Hispanic	Total	Hispanic
White:	0	0	0	0	0	0	0	0
Black/African American:	1	0	0	0	1	0	0	0
Asian:	0	0	0	0	0	0	0	0
American Indian/Alaskan Native:	0	0	0	0	0	0	0	0
Native Hawaiian/Other Pacific Islander:	0	0	0	0	0	0	0	0
American Indian/Alaskan Native & White:	0	0	0	0	0	0	0	0
Asian White:	0	0	0	0	0	0	0	0
Black/African American & White:	0	0	0	0	0	0	0	0
American Indian/Alaskan Native & Black/African American:	0	0	0	0	0	0	0	0
Other multi-racial:	0	0	0	0	0	0	0	0
Asian/Pacific Islander:	0	0	0	0	0	0	0	0
Hispanic:	0	0	0	0	0	0	0	0
Total:	1	0	0	0	1	0	0	0
Female-headed Households:	0		0		0			



U.S. Department of Housing and Urban Development
Office of Community Planning and Development
Integrated Disbursement and Information System
CDBG Activity Summary Report (GPR) for Program Year 2018
DELRAY BEACH

Date: 12-Nov-2019

Time: 15:19


Page: 22

Income Category:

	Owner	Renter	Total	Person
Extremely Low	1	0	1	0
Low Mod	0	0	0	0
Moderate	0	0	0	0
Non Low Moderate	0	0	0	0
Total	1	0	1	0
Percent Low/Mod	100.0%		100.0%	

Annual Accomplishments

Years	Accomplishment Narrative	# Benefitting
2017	PROJECT HAS BEGUN. NEAR 95% COMPLETED.	



U.S. Department of Housing and Urban Development
Office of Community Planning and Development
Integrated Disbursement and Information System
CDBG Activity Summary Report (GPR) for Program Year 2018
DELRAY BEACH

Date: 12-Nov-2019

Time: 15:19

Page: 23

PGM Year: 2017

Project: 0002 - HOUSING REHABILITATION

IDIS Activity: 415 - TRICE/17-739

Status: Open

Location: 120 NW 14th Ave Delray Beach, FL 33444-1657

Objective: Create suitable living environments

Outcome: Sustainability

Matrix Code: Rehab; Single-Unit Residential (14A)

National Objective: LMH

Initial Funding Date: 05/16/2018

Description:

SINGLE UNIT RESIDENTIAL REHABILITATION.

Financing

	Fund Type	Grant Year	Grant	Funded Amount	Drawn In Program Year	Drawn Thru Program Year
CDBG	EN	Pre-2015		\$425.00	\$0.00	\$0.00
		2014	B14MC120033		\$0.00	\$425.00
		2017	B17MC120033	\$41,674.90	\$41,674.90	\$41,674.90
Total	Total			\$42,099.90	\$41,674.90	\$42,099.90


Proposed Accomplishments

Housing Units : 1

Actual Accomplishments

Number assisted:

	Owner		Renter		Total		Person	
	Total	Hispanic	Total	Hispanic	Total	Hispanic	Total	Hispanic
White:	0	0	0	0	0	0	0	0
Black/African American:	1	0	0	0	1	0	0	0
Asian:	0	0	0	0	0	0	0	0
American Indian/Alaskan Native:	0	0	0	0	0	0	0	0
Native Hawaiian/Other Pacific Islander:	0	0	0	0	0	0	0	0
American Indian/Alaskan Native & White:	0	0	0	0	0	0	0	0
Asian White:	0	0	0	0	0	0	0	0
Black/African American & White:	0	0	0	0	0	0	0	0
American Indian/Alaskan Native & Black/African American:	0	0	0	0	0	0	0	0
Other multi-racial:	0	0	0	0	0	0	0	0
Asian/Pacific Islander:	0	0	0	0	0	0	0	0
Hispanic:	0	0	0	0	0	0	0	0
Total:	1	0	0	0	1	0	0	0



U.S. Department of Housing and Urban Development
Office of Community Planning and Development
Integrated Disbursement and Information System
CDBG Activity Summary Report (GPR) for Program Year 2018
DELRAY BEACH

Date: 12-Nov-2019

Time: 15:19

Page: 24

Female-headed Households:

1

0


1

Income Category:

	Owner	Renter	Total	Person
Extremely Low	1	0	1	0
Low Mod	0	0	0	0
Moderate	0	0	0	0
Non Low Moderate	0	0	0	0
Total	1	0	1	0
Percent Low/Mod	100.0%		100.0%	

Annual Accomplishments

Years	Accomplishment Narrative	# Benefitting
2017	PROJECT HAS BEGUN. 95% COMPLETED.	



U.S. Department of Housing and Urban Development
Office of Community Planning and Development
Integrated Disbursement and Information System
CDBG Activity Summary Report (GPR) for Program Year 2018
DELRAY BEACH

Date: 12-Nov-2019
Time: 15:19
Page: 25

PGM Year: 2014
Project: 0005 - DEMOLITION AND CLEARANCE
IDIS Activity: 416 - DEMO - 325 NW 8TH AVENUE
Status: Open
Location: 325 NW 8th Ave Delray Beach, FL 33444-2752

Objective: Create suitable living environments
Outcome: Sustainability
Matrix Code: Clearance and Demolition (04)

National Objective: LMA

Initial Funding Date: 05/16/2018

Description:

ELIMINATION OF SLUM AND BLIGHT

Financing


	Fund Type	Grant Year	Grant	Funded Amount	Drawn In Program Year	Drawn Thru Program Year
CDBG	EN	Pre-2015		\$200.00	\$0.00	\$0.00
		2014	B14MC120033		\$0.00	\$200.00
Total	Total			\$200.00	\$0.00	\$200.00

Proposed Accomplishments

Housing Units : 1
Total Population in Service Area: 12,705
Census Tract Percent Low / Mod: 71.04

Annual Accomplishments

Years	Accomplishment Narrative	# Benefitting
2014	PROPERTY WAS DEEMED UNSAFE BY THE BUILDING OFFICIAL IN 2017. TITLE SEARCH WAS COMPLETED. ASBESTOS SURVEY WAS REQUESTED AND REPORT SUBMITTED. HOWEVER, PROJECT HAD TO BE REMOVED DUE TO SALE OF PROPERTY TO NEW OWNER (ANGLER REAL ESTATE INC) WHICH THEN DEMOLISHED THE STRUCTURE THEMSELVES IN 2018.	



U.S. Department of Housing and Urban Development
Office of Community Planning and Development
Integrated Disbursement and Information System
CDBG Activity Summary Report (GPR) for Program Year 2018
DELRAY BEACH

Date: 12-Nov-2019
Time: 15:19
Page: 26

PGM Year: 2014
Project: 0005 - DEMOLITION AND CLEARANCE
IDIS Activity: 417 - DEMO - 125 SW 13TH AVENUE

Status: Open
Location: 125 SW 13th Ave Delray Beach, FL 33444-1539

Objective: Create suitable living environments
Outcome: Sustainability
Matrix Code: Clearance and Demolition (04)

National Objective: LMA

Initial Funding Date: 05/16/2018

Description:
ELIMINATION OF SLUM AND BLIGHT
Financing


	Fund Type	Grant Year	Grant	Funded Amount	Drawn In Program Year	Drawn Thru Program Year
CDBG	EN	Pre-2015		\$1,075.00	\$0.00	\$0.00
		2014	B14MC120033		\$475.00	\$1,075.00
Total	Total			\$1,075.00	\$475.00	\$1,075.00

Proposed Accomplishments

Housing Units : 1
Total Population in Service Area: 12,705
Census Tract Percent Low / Mod: 71.04

Annual Accomplishments

Years	Accomplishment Narrative	# Benefitting
2014	TITLE SEARCH IS COMPLETED. ASBESTOS SURVEY HAS BEEN REQUESTED AND PENDING REPORT.	



U.S. Department of Housing and Urban Development
Office of Community Planning and Development
Integrated Disbursement and Information System
CDBG Activity Summary Report (GPR) for Program Year 2018
DELRAY BEACH

Date: 12-Nov-2019

Time: 15:19

Page: 27

PGM Year: 2017

Project: 0003 - PUBLIC SERVICE

IDIS Activity: 418 - ACHIEVEMENT CENTERS FOR CHILDREN AND FAMILIES

Status: Completed 9/30/2018 12:00:00 AM

Location: 555 NW 4th St Delray Beach, FL 33444-2734

Objective: Create economic opportunities

Outcome: Availability/accessibility

Matrix Code: Youth Services (05D)

National Objective: LMC

Initial Funding Date: 06/05/2018

Description:

Provides programs at Pine Grove Elementary School (afterschool, summer camp, teen program, adult education and family strengthening) to support the low-income and disadvantaged.

CDBG funds will be used to provide direct support to the children and families for all aspects of delivery of service.

Financing

	Fund Type	Grant Year	Grant	Funded Amount	Drawn In Program Year	Drawn Thru Program Year
CDBG	EN	2017	B17MC120033	\$25,000.00	\$6,250.03	\$25,000.00
Total	Total			\$25,000.00	\$6,250.03	\$25,000.00


Proposed Accomplishments

People (General) : 237

Actual Accomplishments

Number assisted:

	Owner		Renter		Total		Person	
	Total	Hispanic	Total	Hispanic	Total	Hispanic	Total	Hispanic
White:	0	0	0	0	0	0	3	0
Black/African American:	0	0	0	0	0	0	80	0
Asian:	0	0	0	0	0	0	0	0
American Indian/Alaskan Native:	0	0	0	0	0	0	0	0
Native Hawaiian/Other Pacific Islander:	0	0	0	0	0	0	1	0
American Indian/Alaskan Native & White:	0	0	0	0	0	0	0	0
Asian White:	0	0	0	0	0	0	0	0
Black/African American & White:	0	0	0	0	0	0	0	0
American Indian/Alaskan Native & Black/African American:	0	0	0	0	0	0	0	0
Other multi-racial:	0	0	0	0	0	0	7	7
Asian/Pacific Islander:	0	0	0	0	0	0	0	0
Hispanic:	0	0	0	0	0	0	0	0
Total:	0	0	0	0	0	0	91	7



U.S. Department of Housing and Urban Development
Office of Community Planning and Development
Integrated Disbursement and Information System
CDBG Activity Summary Report (GPR) for Program Year 2018
DELRAY BEACH

Date: 12-Nov-2019

Time: 15:19

Page: 28

Female-headed Households:


0 0 0

Income Category:

	Owner	Renter	Total	Person
Extremely Low	0	0	0	79
Low Mod	0	0	0	10
Moderate	0	0	0	2
Non Low Moderate	0	0	0	0
Total	0	0	0	91
Percent Low/Mod				100.0%

Annual Accomplishments

Years	Accomplishment Narrative	# Benefitting
2017	PROGRAM FUNDS EXPENDED. PROVIDED YOUTH SERVICES TO AN AVERAGE OF 91 CHILDREN.	



U.S. Department of Housing and Urban Development
Office of Community Planning and Development
Integrated Disbursement and Information System
CDBG Activity Summary Report (GPR) for Program Year 2018
DELRAY BEACH

Date: 12-Nov-2019

Time: 15:19

Page: 29

PGM Year: 2017

Project: 0003 - PUBLIC SERVICE

IDIS Activity: 419 - MILAGRO FOUNDATION DBA MILAGRO CENTER

Status: Completed 9/30/2018 12:00:00 AM

Location: 695 Auburn Ave Delray Beach, FL 33444-4416

Objective: Create economic opportunities

Outcome: Availability/accessibility

Matrix Code: Youth Services (05D)

National Objective: LMC

Initial Funding Date: 06/05/2018

Description:

THE MAJOR FOCUS OF THE MILAGRO CENTER UNDER THIS AGREEMENT WILL BE PROVIDING YEAR-ROUND CULTURAL ARTS AND EDUCATION-BASED OUT-OF-SCHOOL TIME PROGRAMS TO ELIGIBLE CHILDREN.

THE MAJOR TASKS WHICH THE MILAGRO CENTER WILL PERFORM IN CONNECTION WITH THE PROVISION OF THE AFTERSCHOOL, SUMMER CAMP, TEEN LEADERSHIP PROGRAM FOR MIDDLE AND HIGH SCHOOLS, ARTREACH PROGRAM, MENTORING MIRACLES AND FAMILY STRENGTHENING SERVICES TO ELIGIBLE CHILDREN AGES 12 MONTHS THROUGH FIVE YEARS AND AFTEROUT OF SCHOOL CARE FOR ELIGIBLE CHILDREN KINDERGARTEN - 12TH GRADE.

CDBG FUNDS WILL BE USED TO PROVIDE DIRECT SUPPORT TO THE CHILDREN AND FAMILIES FOR ALL ASPECTS OF DELIVERY OF SERVICE.

Financing

	Fund Type	Grant Year	Grant	Funded Amount	Drawn In Program Year	Drawn Thru Program Year
CDBG	EN	2017	B17MC120033	\$13,164.55	\$3,414.58	\$13,164.55
Total	Total			\$13,164.55	\$3,414.58	\$13,164.55


Proposed Accomplishments

People (General) : 450

Actual Accomplishments

Number assisted:

	Owner		Renter		Total		Person	
	Total	Hispanic	Total	Hispanic	Total	Hispanic	Total	Hispanic
White:	0	0	0	0	0	0	0	0
Black/African American:	0	0	0	0	0	0	22	0
Asian:	0	0	0	0	0	0	0	0
American Indian/Alaskan Native:	0	0	0	0	0	0	0	0
Native Hawaiian/Other Pacific Islander:	0	0	0	0	0	0	0	0
American Indian/Alaskan Native & White:	0	0	0	0	0	0	0	0
Asian White:	0	0	0	0	0	0	0	0
Black/African American & White:	0	0	0	0	0	0	0	0
American Indian/Alaskan Native & Black/African American:	0	0	0	0	0	0	0	0
Other multi-racial:	0	0	0	0	0	0	62	18
Asian/Pacific Islander:	0	0	0	0	0	0	0	0



U.S. Department of Housing and Urban Development
Office of Community Planning and Development
Integrated Disbursement and Information System
CDBG Activity Summary Report (GPR) for Program Year 2018
DELRAY BEACH

Date: 12-Nov-2019

Time: 15:19

Page: 30


Hispanic:	0	0	0	0	0	0	0	0
Total:	0	0	0	0	0	0	84	18
Female-headed Households:	0		0		0			

Income Category:

	Owner	Renter	Total	Person
Extremely Low	0	0	0	60
Low Mod	0	0	0	21
Moderate	0	0	0	3
Non Low Moderate	0	0	0	0
Total	0	0	0	84
Percent Low/Mod				100.0%

Annual Accomplishments

Years	Accomplishment Narrative	# Benefitting
2017	MILAGRO CENTER ASSISTED APPROXIMATELY AN AVERAGE OF 59 CHILDREN CHILDREN ON A MONTHLY BASIS THRU THE STARS AND MIDDLE SCHOOL PROGRAMS AND AN AVERAGE OF 17 PER MONTH (FROM APRIL-SEPT) THRU THE TEEN LEADERSHIP PROGRAM.	



U.S. Department of Housing and Urban Development
Office of Community Planning and Development
Integrated Disbursement and Information System
CDBG Activity Summary Report (GPR) for Program Year 2018
DELRAY BEACH

Date: 12-Nov-2019
Time: 15:19
Page: 31

PGM Year: 2017
Project: 0003 - PUBLIC SERVICE
IDIS Activity: 420 - LEGAL AID SOCIETY OF PALM BEACH COUNTY, INC.

Status: Completed 9/30/2018 12:00:00 AM
Location: 423 Fern St Ste 200 FL West Palm Beach, FL 33401-5839

Objective: Create economic opportunities
Outcome: Availability/accessibility
Matrix Code: Legal Services (05C)

National Objective: LMA

Initial Funding Date: 06/26/2018

Description:

Project provides funding assistance in support of the Legal Aid Society to provide fair housing education and outreach events for eligible residents in Delray Beach. Conduct a minimum of two (2) Housing Industry ProviderCommunity Education Sessions and provide a minimum of seven (7) units of unduplicated fair housing enforcement, landlord tenant counseling and foreclosure representation services. Ongoing media and public information campaign.

Financing

	Fund Type	Grant Year	Grant	Funded Amount	Drawn In Program Year	Drawn Thru Program Year
CDBG	EN	2017	B17MC120033	\$4,750.00	\$3,250.00	\$4,750.00
Total	Total			\$4,750.00	\$3,250.00	\$4,750.00

Proposed Accomplishments

People (General) : 10
Total Population in Service Area: 12,705
Census Tract Percent Low / Mod: 71.04

Annual Accomplishments

Years	Accomplishment Narrative	# Benefitting
2017	LEGAL AID SOCIETY HELD THREE (3) WORKSHOPS REACHING OUT TO ELEVEN HOUSEHOLDS AND INDIVIDUAL ASSISTANCE TO NINE (9) PERSONS UNDER THE FAIR HOUSING OUTREACH INITIATIVES.	



U.S. Department of Housing and Urban Development
Office of Community Planning and Development
Integrated Disbursement and Information System
CDBG Activity Summary Report (GPR) for Program Year 2018
DELRAY BEACH

Date: 12-Nov-2019

Time: 15:19

Page: 32

PGM Year: 2017

Project: 0003 - PUBLIC SERVICE

IDIS Activity: 421 - URBAN LEAGUE OF PALM BEACH COUNTY

Status: Completed 9/30/2018 12:00:00 AM

Location: 1700 N Australian Ave West Palm Beach, FL 33407-5623

Objective: Create suitable living environments

Outcome: Sustainability

Matrix Code: Tenant/Landlord Counseling (05K)

National Objective: LMC

Initial Funding Date: 07/18/2018

Description:

PROVIDES FUNDING FOR THE COMPREHENSIVE HOUSING COUNSELING PROGRAM INCLUDING FIRST-TIME HOMEBUYERS EDUCATION, PRE-PURCHASE COUNSELING AND FORECLOSURE MITIGATION COUNSELING.
FUNDS TO ASSIST LOW AND MODERATE INCOME RESIDENTS MAINTAIN STABLE HOUSING, ACQUIRE FINANCIAL LITERACY SKILLS AND AVOID HOUSING CRISIS.

Financing

	Fund Type	Grant Year	Grant	Funded Amount	Drawn In Program Year	Drawn Thru Program Year
CDBG	EN	2017	B17MC120033	\$5,000.00	\$4,000.00	\$5,000.00
Total	Total			\$5,000.00	\$4,000.00	\$5,000.00

Proposed Accomplishments

People (General) : 21

Actual Accomplishments

Number assisted:

	Owner		Renter		Total		Person	
	Total	Hispanic	Total	Hispanic	Total	Hispanic	Total	Hispanic
White:	0	0	0	0	0	0	1	0
Black/African American:	0	0	0	0	0	0	17	0
Asian:	0	0	0	0	0	0	0	0
American Indian/Alaskan Native:	0	0	0	0	0	0	0	0
Native Hawaiian/Other Pacific Islander:	0	0	0	0	0	0	0	0
American Indian/Alaskan Native & White:	0	0	0	0	0	0	0	0
Asian White:	0	0	0	0	0	0	0	0
Black/African American & White:	0	0	0	0	0	0	0	0
American Indian/Alaskan Native & Black/African American:	0	0	0	0	0	0	0	0
Other multi-racial:	0	0	0	0	0	0	0	0
Asian/Pacific Islander:	0	0	0	0	0	0	0	0
Hispanic:	0	0	0	0	0	0	0	0
Total:	0	0	0	0	0	0	18	0



U.S. Department of Housing and Urban Development
Office of Community Planning and Development
Integrated Disbursement and Information System
CDBG Activity Summary Report (GPR) for Program Year 2018
DELRAY BEACH

Date: 12-Nov-2019

Time: 15:19

Page: 33

Female-headed Households: 0 0 0

Income Category:

	Owner	Renter	Total	Person
Extremely Low	0	0	0	2
Low Mod	0	0	0	5
Moderate	0	0	0	11
Non Low Moderate	0	0	0	0
Total	0	0	0	18
Percent Low/Mod				100.0%

Annual Accomplishments

Years	Accomplishment Narrative	# Benefitting
2017	PROGRAM FUNDS HAVE BEEN EXPENDED IN THE AMOUNT OF \$5,000. AGENCY PROVIDED THREE (3) WORKSHOPS TO EIGHTY-EIGHT (88) INDIVIDUALS AND INDIVIDUAL FINANCIAL LITERACY TO APPROX. EIGHTEEN (18) PERSONS.	



U.S. Department of Housing and Urban Development
Office of Community Planning and Development
Integrated Disbursement and Information System
CDBG Activity Summary Report (GPR) for Program Year 2018
DELRAY BEACH

Date: 12-Nov-2019

Time: 15:19

Page: 34

PGM Year: 2017

Project: 0003 - PUBLIC SERVICE

IDIS Activity: 422 - KNIGHTS OF PYTHAGORAS MENTORING NETWORK

Status: Completed 10/17/2018 12:00:00 AM

Location: 401 W Atlantic Ave Suite 09 Delray Beach, FL 33444-3689

Objective: Create economic opportunities

Outcome: Availability/accessibility

Matrix Code: Youth Services (05D)

National Objective: LMC

Initial Funding Date: 10/16/2018

Description:

PROVIDING MENTORING, GANG PREVENTION AND HEALTHY LIFESTYLES PROGRAM DESIGNED TO FOSTER LEADERSHIP, ACADEMIC SUCCESS AND CIVIC-MINDEDNESS IN YOUTH AGES 7-17.

Financing

	Fund Type	Grant Year	Grant	Funded Amount	Drawn In Program Year	Drawn Thru Program Year
CDBG	EN	2017	B17MC120033	\$21,000.00	\$21,000.00	\$21,000.00
Total	Total			\$21,000.00	\$21,000.00	\$21,000.00


Proposed Accomplishments

People (General) : 600

Actual Accomplishments

Number assisted:

	Owner		Renter		Total		Person	
	Total	Hispanic	Total	Hispanic	Total	Hispanic	Total	Hispanic
White:	0	0	0	0	0	0	2	0
Black/African American:	0	0	0	0	0	0	21	0
Asian:	0	0	0	0	0	0	0	0
American Indian/Alaskan Native:	0	0	0	0	0	0	0	0
Native Hawaiian/Other Pacific Islander:	0	0	0	0	0	0	0	0
American Indian/Alaskan Native & White:	0	0	0	0	0	0	0	0
Asian White:	0	0	0	0	0	0	1	0
Black/African American & White:	0	0	0	0	0	0	0	0
American Indian/Alaskan Native & Black/African American:	0	0	0	0	0	0	1	0
Other multi-racial:	0	0	0	0	0	0	39	4
Asian/Pacific Islander:	0	0	0	0	0	0	0	0
Hispanic:	0	0	0	0	0	0	0	0
Total:	0	0	0	0	0	0	64	4
Female-headed Households:	0		0		0			



U.S. Department of Housing and Urban Development
Office of Community Planning and Development
Integrated Disbursement and Information System
CDBG Activity Summary Report (GPR) for Program Year 2018
DELRAY BEACH

Date: 12-Nov-2019

Time: 15:19


Page: 35

Income Category:

	Owner	Renter	Total	Person
Extremely Low	0	0	0	31
Low Mod	0	0	0	28
Moderate	0	0	0	5
Non Low Moderate	0	0	0	0
Total	0	0	0	64
Percent Low/Mod				100.0%

Annual Accomplishments

Years	Accomplishment Narrative	# Benefitting
2017	PROGRAM FUNDS HAVE BEEN EXPENDED. AN AVERAGE OF SIXTY-FOUR(64) HOUSEHOLDS ASSISTED DURING THE TERM PERIOD.	



U.S. Department of Housing and Urban Development
Office of Community Planning and Development
Integrated Disbursement and Information System
CDBG Activity Summary Report (GPR) for Program Year 2018
DELRAY BEACH

Date: 12-Nov-2019
Time: 15:19
Page: 36

PGM Year: 2017
Project: 0002 - HOUSING REHABILITATION
IDIS Activity: 423 - HUNT/ 18-775

Status: Open
Location: 625 SW 8th Ave Delray Beach, FL 33444-2461

Objective: Create suitable living environments
Outcome: Sustainability
Matrix Code: Rehab; Single-Unit Residential (14A)

National Objective: LMH

Initial Funding Date: 10/16/2018

Description:

SINGLE UNIT RESIDENTIAL REHABILITATION

Financing

	Fund Type	Grant Year	Grant	Funded Amount	Drawn In Program Year	Drawn Thru Program Year
CDBG	EN	Pre-2015		\$475.00	\$0.00	\$0.00
		2014	B14MC120033		\$475.00	\$475.00
		2017	B17MC120033	\$12,754.10	\$19.10	\$19.10
Total	Total			\$13,229.10	\$494.10	\$494.10


Proposed Accomplishments

Housing Units : 1

Actual Accomplishments

Number assisted:

	Owner		Renter		Total		Person	
	Total	Hispanic	Total	Hispanic	Total	Hispanic	Total	Hispanic
White:	0	0	0	0	0	0		0
Black/African American:	0	0	0	0	0	0	0	0
Asian:	0	0	0	0	0	0	0	0
American Indian/Alaskan Native:	0	0	0	0	0	0	0	0
Native Hawaiian/Other Pacific Islander:	0	0	0	0	0	0	0	0
American Indian/Alaskan Native & White:	0	0	0	0	0	0	0	0
Asian White:	0	0	0	0	0	0	0	0
Black/African American & White:	0	0	0	0	0	0	0	0
American Indian/Alaskan Native & Black/African American:	0	0	0	0	0	0	0	0
Other multi-racial:	0	0	0	0	0	0	0	0
Asian/Pacific Islander:	0	0	0	0	0	0	0	0
Hispanic:	0	0	0	0	0	0	0	0
Total:	0	0	0	0	0	0	0	0



U.S. Department of Housing and Urban Development
Office of Community Planning and Development
Integrated Disbursement and Information System
CDBG Activity Summary Report (GPR) for Program Year 2018
DELRAY BEACH

Date: 12-Nov-2019

Time: 15:19

Page: 37

Female-headed Households:


0 0 0

Income Category:

	Owner	Renter	Total	Person
Extremely Low	0	0	0	0
Low Mod	0	0	0	0
Moderate	0	0	0	0
Non Low Moderate	0	0	0	0
Total	0	0	0	0
Percent Low/Mod				

Annual Accomplishments

Years	Accomplishment Narrative	# Benefitting
2017	PROJECT IN PERMITTING; TO BEGIN ONCE APPROVED.	



U.S. Department of Housing and Urban Development
Office of Community Planning and Development
Integrated Disbursement and Information System
CDBG Activity Summary Report (GPR) for Program Year 2018
DELRAY BEACH

Date: 12-Nov-2019

Time: 15:19

Page: 38

PGM Year: 2014
Project: 0002 - HOUSING REHABILITATION
IDIS Activity: 424 - STEPHENS/17-700

Status: Open
Location: 255 SW 1st Ave Delray Beach, FL 33444-3633

Objective: Create suitable living environments
Outcome: Availability/accessibility
Matrix Code: Rehab; Single-Unit Residential (14A)

National Objective: LMH

Initial Funding Date: 10/16/2018

Description:

SINGLE UNIT RESIDENTIAL REHABILITATION.

Financing

	Fund Type	Grant Year	Grant	Funded Amount	Drawn In Program Year	Drawn Thru Program Year
CDBG	EN	Pre-2015		\$43,214.57	\$0.00	\$0.00
		2014	B14MC120033		\$43,214.57	\$43,214.57
Total	Total			\$43,214.57	\$43,214.57	\$43,214.57

Proposed Accomplishments

Housing Units : 1

Actual Accomplishments

Number assisted:

	Owner		Renter		Total		Person	
	Total	Hispanic	Total	Hispanic	Total	Hispanic	Total	Hispanic
White:	0	0	0	0	0	0		0
Black/African American:	0	0	0	0	0	0	0	0
Asian:	0	0	0	0	0	0	0	0
American Indian/Alaskan Native:	0	0	0	0	0	0	0	0
Native Hawaiian/Other Pacific Islander:	0	0	0	0	0	0	0	0
American Indian/Alaskan Native & White:	0	0	0	0	0	0	0	0
Asian White:	0	0	0	0	0	0	0	0
Black/African American & White:	0	0	0	0	0	0	0	0
American Indian/Alaskan Native & Black/African American:	0	0	0	0	0	0	0	0
Other multi-racial:	0	0	0	0	0	0	0	0
Asian/Pacific Islander:	0	0	0	0	0	0	0	0
Hispanic:	0	0	0	0	0	0	0	0
Total:	0	0	0	0	0	0	0	0
Female-headed Households:	0		0		0			



U.S. Department of Housing and Urban Development
Office of Community Planning and Development
Integrated Disbursement and Information System
CDBG Activity Summary Report (GPR) for Program Year 2018
DELRAY BEACH

Date: 12-Nov-2019

Time: 15:19


Page: 39

Income Category:

	Owner	Renter	Total	Person
Extremely Low	0	0	0	0
Low Mod	0	0	0	0
Moderate	0	0	0	0
Non Low Moderate	0	0	0	0
Total	0	0	0	0
Percent Low/Mod				

Annual Accomplishments

Years	Accomplishment Narrative	# Benefitting
2017	PROJECT HAS BEGUN AND AT 95% COMPLETION. PREPARING TO REVIEW PUNCHLIST.	



U.S. Department of Housing and Urban Development
Office of Community Planning and Development
Integrated Disbursement and Information System
CDBG Activity Summary Report (GPR) for Program Year 2018
DELRAY BEACH

Date: 12-Nov-2019

Time: 15:19

Page: 40

PGM Year: 2017

Project: 0002 - HOUSING REHABILITATION

IDIS Activity: 425 - DOBSON/17-746

Status: Open

Location: 116 NW 3rd Ave Delray Beach, FL 33444-2624

Objective: Create suitable living environments

Outcome: Sustainability

Matrix Code: Rehab; Single-Unit Residential (14A)

National Objective: LMH

Initial Funding Date: 10/26/2018

Description:

SINGLE UNIT RESIDENTIAL REHABILITATION.

Financing

	Fund Type	Grant Year	Grant	Funded Amount	Drawn In Program Year	Drawn Thru Program Year
CDBG	EN	Pre-2015		\$43,529.10	\$0.00	\$0.00
		2014	B14MC120033		\$43,529.10	\$43,529.10
Total	Total			\$43,529.10	\$43,529.10	\$43,529.10


Proposed Accomplishments

Housing Units : 1

Actual Accomplishments

Number assisted:

	Owner		Renter		Total		Person	
	Total	Hispanic	Total	Hispanic	Total	Hispanic	Total	Hispanic
White:	0	0	0	0	0	0	0	0
Black/African American:	1	0	0	0	1	0	0	0
Asian:	0	0	0	0	0	0	0	0
American Indian/Alaskan Native:	0	0	0	0	0	0	0	0
Native Hawaiian/Other Pacific Islander:	0	0	0	0	0	0	0	0
American Indian/Alaskan Native & White:	0	0	0	0	0	0	0	0
Asian White:	0	0	0	0	0	0	0	0
Black/African American & White:	0	0	0	0	0	0	0	0
American Indian/Alaskan Native & Black/African American:	0	0	0	0	0	0	0	0
Other multi-racial:	0	0	0	0	0	0	0	0
Asian/Pacific Islander:	0	0	0	0	0	0	0	0
Hispanic:	0	0	0	0	0	0	0	0
Total:	1	0	0	0	1	0	0	0
Female-headed Households:	0		0		0			



U.S. Department of Housing and Urban Development
Office of Community Planning and Development
Integrated Disbursement and Information System
CDBG Activity Summary Report (GPR) for Program Year 2018
DELRAY BEACH

Date: 12-Nov-2019

Time: 15:19

Page: 41

Income Category:

	Owner	Renter	Total	Person
Extremely Low	0	0	0	0
Low Mod	1	0	1	0
Moderate	0	0	0	0
Non Low Moderate	0	0	0	0
Total	1	0	1	0
Percent Low/Mod	100.0%		100.0%	

Annual Accomplishments

Years	Accomplishment Narrative	# Benefitting
2017	FINAL PAY REQUEST TO BE SUBMITTED. PROJECT NEAR COMPLETION.	



U.S. Department of Housing and Urban Development
Office of Community Planning and Development
Integrated Disbursement and Information System
CDBG Activity Summary Report (GPR) for Program Year 2018
DELRAY BEACH

Date: 12-Nov-2019

Time: 15:19

Page: 42

PGM Year: 2018

Project: 0001 - PROGRAM ADMINISTRATION

IDIS Activity: 426 - PROGRAM ADMINISTRATION

Status: Open

Location: ,

Objective:

Outcome:

Matrix Code: General Program Administration (21A)

National Objective:

Initial Funding Date: 12/04/2018

Description:

THIS PROJECT PROVIDES FOR THE ELIGIBLE COSTS ASSOCIATED WITH THE ADMINISTRATION OF THE CITY'S CDBG PROGRAM AND NEIGHBORHOOD SERVICES DIVISION.

ELIGIBLE PROGRAM ADMINISTRATION COSTS INCLUDE STAFF AND RELATED COSTS REQUIRED FOR PROGRAM MANAGEMENT, COORDINATION, MONITORING, REPORTING, EVALUATION AND OVERSIGHT.

THESE COSTS ARE SUBJECT TO A STATUTORY LIMITATION OF NOT MORE THAN 20% OF THE ANNUAL GRANT FUNDS PLUS PROGRAM INCOME.

Financing


	Fund Type	Grant Year	Grant	Funded Amount	Drawn In Program Year	Drawn Thru Program Year
CDBG	EN	2018	B18MC120033	\$88,880.79	\$81,341.33	\$81,341.33
Total	Total			\$88,880.79	\$81,341.33	\$81,341.33

Proposed Accomplishments

Actual Accomplishments

Number assisted:

	Owner		Renter		Total		Person	
	Total	Hispanic	Total	Hispanic	Total	Hispanic	Total	Hispanic
White:					0	0		
Black/African American:					0	0		
Asian:					0	0		
American Indian/Alaskan Native:					0	0		
Native Hawaiian/Other Pacific Islander:					0	0		
American Indian/Alaskan Native & White:					0	0		
Asian White:					0	0		
Black/African American & White:					0	0		
American Indian/Alaskan Native & Black/African American:					0	0		
Other multi-racial:					0	0		
Asian/Pacific Islander:					0	0		
Hispanic:					0	0		
Total:	0	0	0	0	0	0	0	0



U.S. Department of Housing and Urban Development
Office of Community Planning and Development
Integrated Disbursement and Information System
CDBG Activity Summary Report (GPR) for Program Year 2018
DELRAY BEACH

Date: 12-Nov-2019

Time: 15:19

Page: 43

Female-headed Households:


0

Income Category:

	Owner	Renter	Total	Person
Extremely Low			0	
Low Mod			0	
Moderate			0	
Non Low Moderate			0	
Total	0	0	0	0
Percent Low/Mod				

Annual Accomplishments

No data returned for this view. This might be because the applied filter excludes all data.



U.S. Department of Housing and Urban Development
Office of Community Planning and Development
Integrated Disbursement and Information System
CDBG Activity Summary Report (GPR) for Program Year 2018
DELRAY BEACH

Date: 12-Nov-2019
Time: 15:19
Page: 44

PGM Year: 2018
Project: 0002 - HOUSING REHABILITATION
IDIS Activity: 427 - HOUSING REHABILITATION ADMINISTRATION

Status: Open
Location: 100 NW 1st Ave Delray Beach, FL 33444-2612

Objective: Create suitable living environments
Outcome: Sustainability
Matrix Code: Rehabilitation Administration (14H)

National Objective: LMA

Initial Funding Date: 12/04/2018

Description:

THIS PROJECT PROVIDES FOR STAFF COSTS AND RELATED EXPENSES REQUIRED FOR OUTREACH EFFORTS FOR MARKETING THE PROGRAM, REHABILITATION COUNSELING, SCREENING POTENTIAL APPLICANT HOUSEHOLDS AND STRUCTURES, PREPARING WORK SPECIFICATIONS AND BID PACKAGES, INSPECTIONS, ELIGIBILITY DETERMINATIONS AND OTHER SERVICES RELATED TO ASSISTING OWNERS, CONTRACTORS AND OTHER ENTITIES WHO ARE PARTICIPATING IN ELIGIBLE REHABILITATION ACTIVITIES.

Financing


	Fund Type	Grant Year	Grant	Funded Amount	Drawn In Program Year	Drawn Thru Program Year
CDBG	EN	2018	B18MC120033	\$102,446.78	\$93,702.80	\$93,702.80
Total	Total			\$102,446.78	\$93,702.80	\$93,702.80

Proposed Accomplishments

Housing Units : 10
Total Population in Service Area: 12,705
Census Tract Percent Low / Mod: 71.04

Annual Accomplishments

Years	Accomplishment Narrative	# Benefitting
2018	PROJECT PROVIDES FOR DIRECT OVERSIGHT TO REHABILITATION ACTIVITIES UNDER CURRENT FISCAL YEAR. Activity is associated to several housing rehabilitation projects identified as # 388, 398,399,410,413,424,426, and 427. All projects are underway.	



U.S. Department of Housing and Urban Development
Office of Community Planning and Development
Integrated Disbursement and Information System
CDBG Activity Summary Report (GPR) for Program Year 2018
DELRAY BEACH

Date: 12-Nov-2019

Time: 15:19

Page: 45

PGM Year: 2017

Project: 0002 - HOUSING REHABILITATION

IDIS Activity: 428 - GREGORY/18-927

Status: Open

Location: 428 SW 9th St 428 SW 9th St Delray Beach, FL 33444-2332

Objective: Create suitable living environments

Outcome: Sustainability

Matrix Code: Rehab; Single-Unit Residential (14A)

National Objective: LMH

Initial Funding Date: 04/17/2019

Description:

SINGLE UNIT RESIDENTIAL REHABILITATION.

Financing

	Fund Type	Grant Year	Grant	Funded Amount	Drawn In Program Year	Drawn Thru Program Year
CDBG	EN	2017	B17MC120033	\$538.10	\$538.10	\$538.10
Total	Total			\$538.10	\$538.10	\$538.10


Proposed Accomplishments

Housing Units : 1

Actual Accomplishments

Number assisted:

	Owner		Renter		Total		Person	
	Total	Hispanic	Total	Hispanic	Total	Hispanic	Total	Hispanic
White:	0	0	0	0	0	0	0	0
Black/African American:	0	0	0	0	0	0	0	0
Asian:	0	0	0	0	0	0	0	0
American Indian/Alaskan Native:	0	0	0	0	0	0	0	0
Native Hawaiian/Other Pacific Islander:	0	0	0	0	0	0	0	0
American Indian/Alaskan Native & White:	0	0	0	0	0	0	0	0
Asian White:	0	0	0	0	0	0	0	0
Black/African American & White:	0	0	0	0	0	0	0	0
American Indian/Alaskan Native & Black/African American:	0	0	0	0	0	0	0	0
Other multi-racial:	0	0	0	0	0	0	0	0
Asian/Pacific Islander:	0	0	0	0	0	0	0	0
Hispanic:	0	0	0	0	0	0	0	0
Total:	0	0	0	0	0	0	0	0
Female-headed Households:	0		0		0			



U.S. Department of Housing and Urban Development
Office of Community Planning and Development
Integrated Disbursement and Information System
CDBG Activity Summary Report (GPR) for Program Year 2018
DELRAY BEACH

Date: 12-Nov-2019
Time: 15:19
Page: 46

Income Category:

	Owner	Renter	Total	Person
Extremely Low	0	0	0	0
Low Mod	0	0	0	0
Moderate	0	0	0	0
Non Low Moderate	0	0	0	0
Total	0	0	0	0
Percent Low/Mod				

Annual Accomplishments

Years	Accomplishment Narrative	# Benefitting
2019	FILE WAS REMOVED FROM PROGRAM DUE TO SUDDEN DEATH OF HOMEOWNER. SECOND OWNER TO REAPPLY ONCE SHE OCCUPIES AND MEETS PROGRAM REQUIREMENTS.	



U.S. Department of Housing and Urban Development
Office of Community Planning and Development
Integrated Disbursement and Information System
CDBG Activity Summary Report (GPR) for Program Year 2018
DELRAY BEACH

Date: 12-Nov-2019
Time: 15:19
Page: 47

PGM Year: 2015
Project: 0002 - HOUSING REHABILITATION
IDIS Activity: 429 - MOBLEY/17-708

Status: Open
Location: 1418 NW 2nd St Delray Beach, FL 33444-1623

Objective: Create suitable living environments
Outcome: Sustainability
Matrix Code: Rehab; Single-Unit Residential (14A)

National Objective: LMH

Initial Funding Date: 04/17/2019

Description:

SINGLE UNIT RESIDENTIAL REHABILITATION.

Financing

	Fund Type	Grant Year	Grant	Funded Amount	Drawn In Program Year	Drawn Thru Program Year
CDBG	EN	2015	B15MC120033	\$19.10	\$19.10	\$19.10
Total	Total			\$19.10	\$19.10	\$19.10

Proposed Accomplishments

Housing Units : 1

Actual Accomplishments

Number assisted:

	Owner		Renter		Total		Person	
	Total	Hispanic	Total	Hispanic	Total	Hispanic	Total	Hispanic
White:	0	0	0	0	0	0	0	0
Black/African American:	0	0	0	0	0	0	0	0
Asian:	0	0	0	0	0	0	0	0
American Indian/Alaskan Native:	0	0	0	0	0	0	0	0
Native Hawaiian/Other Pacific Islander:	0	0	0	0	0	0	0	0
American Indian/Alaskan Native & White:	0	0	0	0	0	0	0	0
Asian White:	0	0	0	0	0	0	0	0
Black/African American & White:	0	0	0	0	0	0	0	0
American Indian/Alaskan Native & Black/African American:	0	0	0	0	0	0	0	0
Other multi-racial:	0	0	0	0	0	0	0	0
Asian/Pacific Islander:	0	0	0	0	0	0	0	0
Hispanic:	0	0	0	0	0	0	0	0
Total:	0	0	0	0	0	0	0	0
Female-headed Households:	0		0		0			



U.S. Department of Housing and Urban Development
Office of Community Planning and Development
Integrated Disbursement and Information System
CDBG Activity Summary Report (GPR) for Program Year 2018
DELRAY BEACH

Date: 12-Nov-2019

Time: 15:19


Page: 48

Income Category:

	Owner	Renter	Total	Person
Extremely Low	0	0	0	0
Low Mod	0	0	0	0
Moderate	0	0	0	0
Non Low Moderate	0	0	0	0
Total	0	0	0	0
Percent Low/Mod				

Annual Accomplishments

No data returned for this view. This might be because the applied filter excludes all data.



U.S. Department of Housing and Urban Development
Office of Community Planning and Development
Integrated Disbursement and Information System
CDBG Activity Summary Report (GPR) for Program Year 2018
DELRAY BEACH

Date: 12-Nov-2019

Time: 15:19

Page: 49

PGM Year: 2018

Project: 0003 - PUBLIC SERVICE

IDIS Activity: 430 - LEGAL AID SOCIETY OF PALM BEACH COUNTY, INC.

Status: Open

Location: 423 Fern St Ste 200 423 Fern St Ste 200 West Palm
Beach, FL 33401-5839

Objective: Create economic opportunities

Outcome: Availability/accessibility

Matrix Code: Fair Housing Activities (if CDBG, then
subject to 15% cap) (05J)

National Objective: LMA

Initial Funding Date: 04/18/2019

Description:

Project provides funding assistance in support of the Legal Aid Society to provide fair housing education and outreach events for eligible residents in Delray Beach. Conduct a minimum of two (2) Housing Industry ProviderCommunity Education Sessions and provide a minimum of seven (7) units of unduplicated fair housing enforcement, landlord tenant counseling and foreclosure representation services. Ongoing media and public information campaign.

Financing

	Fund Type	Grant Year	Grant	Funded Amount	Drawn In Program Year	Drawn Thru Program Year
CDBG	EN	2018	B18MC120033	\$4,250.00	\$3,500.00	\$3,500.00
Total	Total			\$4,250.00	\$3,500.00	\$3,500.00

Proposed Accomplishments


People (General) : 250

Total Population in Service Area: 14,420

Census Tract Percent Low / Mod: 68.45

Annual Accomplishments

Years	Accomplishment Narrative	# Benefitting
2018	PUBLIC SERVICE ACTIVITY COMPLETED.	



U.S. Department of Housing and Urban Development
Office of Community Planning and Development
Integrated Disbursement and Information System
CDBG Activity Summary Report (GPR) for Program Year 2018
DELRAY BEACH

Date: 12-Nov-2019
Time: 15:19
Page: 50

PGM Year: 2018

Project: 0002 - HOUSING REHABILITATION

IDIS Activity: 431 - ALEXANDER.D/18-944

Status: Open

Location: 601 SW 9th St Delray Beach, FL 33444-2355

Objective: Create suitable living environments

Outcome: Sustainability

Matrix Code: Rehab; Single-Unit Residential (14A)

National Objective: LMH

Initial Funding Date: 05/20/2019

Description:

SINGLE-UNIT RESIDENTIAL REHABILITATION

Financing

	Fund Type	Grant Year	Grant	Funded Amount	Drawn In Program Year	Drawn Thru Program Year
CDBG	EN	2018	B18MC120033	\$533.40	\$533.40	\$533.40
Total	Total			\$533.40	\$533.40	\$533.40


Proposed Accomplishments

Housing Units : 1

Actual Accomplishments

Number assisted:

	Owner		Renter		Total		Person	
	Total	Hispanic	Total	Hispanic	Total	Hispanic	Total	Hispanic
White:	0	0	0	0	0	0		0
Black/African American:	0	0	0	0	0	0	0	0
Asian:	0	0	0	0	0	0	0	0
American Indian/Alaskan Native:	0	0	0	0	0	0	0	0
Native Hawaiian/Other Pacific Islander:	0	0	0	0	0	0	0	0
American Indian/Alaskan Native & White:	0	0	0	0	0	0	0	0
Asian White:	0	0	0	0	0	0	0	0
Black/African American & White:	0	0	0	0	0	0	0	0
American Indian/Alaskan Native & Black/African American:	0	0	0	0	0	0	0	0
Other multi-racial:	0	0	0	0	0	0	0	0
Asian/Pacific Islander:	0	0	0	0	0	0	0	0
Hispanic:	0	0	0	0	0	0	0	0
Total:	0	0	0	0	0	0	0	0
Female-headed Households:	0		0		0			



U.S. Department of Housing and Urban Development
Office of Community Planning and Development
Integrated Disbursement and Information System
CDBG Activity Summary Report (GPR) for Program Year 2018
DELRAY BEACH


Date: 12-Nov-2019
Time: 15:19
Page: 51

Income Category:

	Owner	Renter	Total	Person
Extremely Low	0	0	0	0
Low Mod	0	0	0	0
Moderate	0	0	0	0
Non Low Moderate	0	0	0	0
Total	0	0	0	0
Percent Low/Mod				

Annual Accomplishments

Years	Accomplishment Narrative	# Benefitting
2018	PROJECT CURRENTLY ON HOLD PENDING LEGAL REVIEW. TO PROCEED ONCE APPROVED FOR QUOTE PROCESS.	



U.S. Department of Housing and Urban Development
Office of Community Planning and Development
Integrated Disbursement and Information System
CDBG Activity Summary Report (GPR) for Program Year 2018
DELRAY BEACH

Date: 12-Nov-2019
Time: 15:19
Page: 52

PGM Year: 2018
Project: 0003 - PUBLIC SERVICE
IDIS Activity: 432 - MILAGRO FOUNDATION DBA MILAGRO CENTER

Status: Open
Location: 695 Auburn Ave Delray Beach, FL 33444-4416

Objective: Create economic opportunities
Outcome: Availability/accessibility
Matrix Code: Youth Services (05D)

National Objective: LMC

Initial Funding Date: 07/24/2019

Description:

THE MAJOR FOCUS OF THE MILAGRO CENTER UNDER THIS AGREEMENT WILL BE PROVIDING YEAR-ROUND CULTURAL ARTS AND EDUCATION-BASED OUT-OF-SCHOOL TIME PROGRAMS TO ELIGIBLE CHILDREN.
THE MAJOR TASKS WHICH THE MILAGRO CENTER WILL PERFORM IN CONNECTION WITH THE PROVISION OF THE AFTERSCHOOL, SUMMER CAMP, STARS PROGRAM, TEEN LEADERSHIP PROGRAM FOR MIDDLE AND HIGH SCHOOLS, ARTREACH PROGRAM, MENTORING MIRACLES AND FAMILY STRENGTHENING SERVICES TO ELIGIBLE CHILDREN AGES 12 MONTHS THROUGH FIVE YEARS AND AFTEROUT OF SCHOOL CARE FOR ELIGIBLE CHILDREN KINDERGARTEN - 12TH GRADE.
CDBG FUNDS WILL BE USED TO PROVIDE DIRECT SUPPORT TO THE CHILDREN AND FAMILIES FOR ALL ASPECTS OF DELIVERY OF SERVICE.

Financing

	Fund Type	Grant Year	Grant	Funded Amount	Drawn In Program Year	Drawn Thru Program Year
CDBG	EN	2018	B18MC120033	\$19,728.50	\$17,755.65	\$17,755.65
Total	Total			\$19,728.50	\$17,755.65	\$17,755.65


Proposed Accomplishments

People (General) : 177

Actual Accomplishments

Number assisted:

	Owner		Renter		Total		Person	
	Total	Hispanic	Total	Hispanic	Total	Hispanic	Total	Hispanic
White:	0	0	0	0	0	0	0	0
Black/African American:	0	0	0	0	0	0	0	0
Asian:	0	0	0	0	0	0	0	0
American Indian/Alaskan Native:	0	0	0	0	0	0	0	0
Native Hawaiian/Other Pacific Islander:	0	0	0	0	0	0	0	0
American Indian/Alaskan Native & White:	0	0	0	0	0	0	0	0
Asian White:	0	0	0	0	0	0	0	0
Black/African American & White:	0	0	0	0	0	0	0	0
American Indian/Alaskan Native & Black/African American:	0	0	0	0	0	0	0	0
Other multi-racial:	0	0	0	0	0	0	0	0
Asian/Pacific Islander:	0	0	0	0	0	0	0	0



U.S. Department of Housing and Urban Development
Office of Community Planning and Development
Integrated Disbursement and Information System
CDBG Activity Summary Report (GPR) for Program Year 2018
DELRAY BEACH

Date: 12-Nov-2019

Time: 15:19

Page: 53

Hispanic:	0	0	0	0	0	0	0	0
Total:	0	0	0	0	0	0	0	0


Female-headed Households:	0	0	0
---------------------------	---	---	---

Income Category:

	Owner	Renter	Total	Person
Extremely Low	0	0	0	0
Low Mod	0	0	0	0
Moderate	0	0	0	0
Non Low Moderate	0	0	0	0
Total	0	0	0	0
Percent Low/Mod				

Annual Accomplishments

Years	Accomplishment Narrative	# Benefitting
2018	PUBLIC SERVICE AGREEMENT EXECUTED JAN. 16, 2019.	



U.S. Department of Housing and Urban Development
Office of Community Planning and Development
Integrated Disbursement and Information System
CDBG Activity Summary Report (GPR) for Program Year 2018
DELRAY BEACH

Date: 12-Nov-2019
Time: 15:19
Page: 54

PGM Year: 2018
Project: 0003 - PUBLIC SERVICE
IDIS Activity: 433 - URBAN LEAGUE OF PALM BEACH COUNTY

Status: Open
Location: 1700 N Australian Ave West Palm Beach, FL 33407-5623
Objective: Create economic opportunities
Outcome: Sustainability
Matrix Code: Tenant/Landlord Counseling (05K)
National Objective: LMC

Initial Funding Date: 07/29/2019

Description:

PROVIDES FUNDING FOR THE COMPREHENSIVE HOUSING COUNSELING PROGRAM INCLUDING FIRST-TIME HOMEBUYERS EDUCATION, PRE-PURCHASE COUNSELING AND FORECLOSURE MITIGATION COUNSELING.
FUNDS TO ASSIST LOW AND MODERATE INCOME RESIDENTS MAINTAIN STABLE HOUSING, ACQUIRE FINANCIAL LITERACY SKILLS AND AVOID HOUSING CRISIS.

Financing

	Fund Type	Grant Year	Grant	Funded Amount	Drawn In Program Year	Drawn Thru Program Year
CDBG	EN	2018	B18MC120033	\$5,700.00	\$4,250.00	\$4,250.00
Total	Total			\$5,700.00	\$4,250.00	\$4,250.00

Proposed Accomplishments

People (General) : 42

Actual Accomplishments

Number assisted:

	Owner		Renter		Total		Person	
	Total	Hispanic	Total	Hispanic	Total	Hispanic	Total	Hispanic
White:	0	0	0	0	0	0	0	0
Black/African American:	0	0	0	0	0	0	0	0
Asian:	0	0	0	0	0	0	0	0
American Indian/Alaskan Native:	0	0	0	0	0	0	0	0
Native Hawaiian/Other Pacific Islander:	0	0	0	0	0	0	0	0
American Indian/Alaskan Native & White:	0	0	0	0	0	0	0	0
Asian White:	0	0	0	0	0	0	0	0
Black/African American & White:	0	0	0	0	0	0	0	0
American Indian/Alaskan Native & Black/African American:	0	0	0	0	0	0	0	0
Other multi-racial:	0	0	0	0	0	0	0	0
Asian/Pacific Islander:	0	0	0	0	0	0	0	0
Hispanic:	0	0	0	0	0	0	0	0
Total:	0	0	0	0	0	0	0	0



U.S. Department of Housing and Urban Development
Office of Community Planning and Development
Integrated Disbursement and Information System
CDBG Activity Summary Report (GPR) for Program Year 2018
DELRAY BEACH

Date: 12-Nov-2019

Time: 15:19

Page: 55


Female-headed Households: 0 0 0

Income Category:

	Owner	Renter	Total	Person
Extremely Low	0	0	0	0
Low Mod	0	0	0	0
Moderate	0	0	0	0
Non Low Moderate	0	0	0	0
Total	0	0	0	0
Percent Low/Mod				

Annual Accomplishments

Years	Accomplishment Narrative	# Benefitting
2018	PUBLIC SERVICE AGREEMENT EXECUTED FEB. 11, 2019.	



U.S. Department of Housing and Urban Development
Office of Community Planning and Development
Integrated Disbursement and Information System
CDBG Activity Summary Report (GPR) for Program Year 2018
DELRAY BEACH

Date: 12-Nov-2019
Time: 15:19
Page: 56

Total Funded Amount:	\$865,225.52
Total Drawn Thru Program Year:	\$830,822.82
Total Drawn In Program Year:	\$568,043.41



U.S. Department of Housing and Urban Development
Office of Community Planning and Development
Integrated Disbursement and Information System
CDBG Summary of Accomplishments
Program Year: 2018

DATE: 11-14-19
TIME: 11:58
PAGE: 1

DELRAY BEACH

Count of CDBG Activities with Disbursements by Activity Group & Matrix Code

Activity Group	Activity Category	Open Count	Open Activities Disbursed	Completed Count	Completed Activities Disbursed	Program Year Count	Total Activities Disbursed
Acquisition	Clearance and Demolition (04)	2	\$475.00	0	\$0.00	2	\$475.00
	Total Acquisition	2	\$475.00	0	\$0.00	2	\$475.00
Economic Development	ED Direct Financial Assistance to For-Profits (18A)	1	\$0.00	0	\$0.00	1	\$0.00
	Total Economic Development	1	\$0.00	0	\$0.00	1	\$0.00
Housing	Rehab; Single-Unit Residential (14A)	13	\$221,729.96	2	\$69,211.22	15	\$290,941.18
	Acquisition for Rehabilitation (14G)	0	\$0.00	1	\$22,710.73	1	\$22,710.73
	Rehabilitation Administration (14H)	1	\$93,702.80	0	\$0.00	1	\$93,702.80
	Total Housing	14	\$315,432.76	3	\$91,921.95	17	\$407,354.71
Public Services	Legal Services (05C)	0	\$0.00	1	\$3,250.00	1	\$3,250.00
	Youth Services (05D)	1	\$17,755.65	3	\$30,664.61	4	\$48,420.26
	Fair Housing Activities (if CDBG, then subject to 15% cap) (05J)	1	\$3,500.00	0	\$0.00	1	\$3,500.00
	Tenant/Landlord Counseling (05K)	1	\$4,250.00	1	\$4,000.00	2	\$8,250.00
	Total Public Services	3	\$25,505.65	5	\$37,914.61	8	\$63,420.26
General Administration and Planning	General Program Administration (21A)	1	\$81,341.33	1	\$15,452.11	2	\$96,793.44
	Total General Administration and Planning	1	\$81,341.33	1	\$15,452.11	2	\$96,793.44
Grand Total		21	\$422,754.74	9	\$145,288.67	30	\$568,043.41



U.S. Department of Housing and Urban Development
Office of Community Planning and Development
Integrated Disbursement and Information System
CDBG Summary of Accomplishments
Program Year: 2018

DATE: 11-14-19
TIME: 11:58
PAGE: 2

DELRAY BEACH

CDBG Sum of Actual Accomplishments by Activity Group and Accomplishment Type

Activity Group	Matrix Code	Accomplishment Type	Open Count	Completed Count	Program Year Totals
Acquisition	Clearance and Demolition (04)	Housing Units	25,410	0	25,410
	Total Acquisition		25,410	0	25,410
Economic Development	ED Direct Financial Assistance to For-Profits (18A) Jobs		0	0	0
	Total Economic Development		0	0	0
Housing	Rehab; Single-Unit Residential (14A)	Housing Units	7	2	9
	Acquisition for Rehabilitation (14G)	Housing Units	0	0	0
	Rehabilitation Administration (14H)	Housing Units	12,705	0	12,705
	Total Housing		12,712	2	12,714
Public Services	Legal Services (05C)	Persons	0	12,705	12,705
	Youth Services (05D)	Persons	0	239	239
	Fair Housing Activities (if CDBG, then subject to 15% cap) (05J)	Persons	14,420	0	14,420
	Tenant/Landlord Counseling (05K)	Persons	0	18	18
	Total Public Services		14,420	12,962	27,382
Grand Total			52,542	12,964	65,506



U.S. Department of Housing and Urban Development
Office of Community Planning and Development
Integrated Disbursement and Information System
CDBG Summary of Accomplishments
Program Year: 2018

DATE: 11-14-19
TIME: 11:58
PAGE: 3

DELRAY BEACH

CDBG Beneficiaries by Racial / Ethnic Category

Housing-Non Housing	Race	Total Hispanic		Total Hispanic	
		Total Persons	Persons	Total Households	Households
Housing	Black/African American	0	0	8	0
	Other multi-racial	0	0	1	1
	Total Housing	0	0	9	1
Non Housing	White	6	0	0	0
	Black/African American	140	0	0	0
	Native Hawaiian/Other Pacific Islander	1	0	0	0
	Asian & White	1	0	0	0
	Amer. Indian/Alaskan Native & Black/African Amer.	1	0	0	0
	Other multi-racial	108	29	0	0
	Total Non Housing	257	29	0	0
Grand Total	White	6	0	0	0
	Black/African American	140	0	8	0
	Native Hawaiian/Other Pacific Islander	1	0	0	0
	Asian & White	1	0	0	0
	Amer. Indian/Alaskan Native & Black/African Amer.	1	0	0	0
	Other multi-racial	108	29	1	1
	Total Grand Total	257	29	9	1



U.S. Department of Housing and Urban Development
Office of Community Planning and Development
Integrated Disbursement and Information System
CDBG Summary of Accomplishments
Program Year: 2018

DATE: 11-14-19
TIME: 11:58
PAGE: 4

DELRAY BEACH

CDBG Beneficiaries by Income Category

No data returned for this view. This might be because the applied filter excludes all data.



Office of Community Planning and Development
U.S. Department of Housing and Urban Development
Integrated Disbursement and Information System
PR26 - CDBG Financial Summary Report
Program Year 2018
DELRAY BEACH , FL

DATE: 11-15-19
TIME: 13:55
PAGE: 1

PART I: SUMMARY OF CDBG RESOURCES

01 UNEXPENDED CDBG FUNDS AT END OF PREVIOUS PROGRAM YEAR	162,820.35
02 ENTITLEMENT GRANT	511,162.00
03 SURPLUS URBAN RENEWAL	0.00
04 SECTION 108 GUARANTEED LOAN FUNDS	0.00
05 CURRENT YEAR PROGRAM INCOME	8,379.54
05a CURRENT YEAR SECTION 108 PROGRAM INCOME (FOR SI TYPE)	0.00
06 FUNDS RETURNED TO THE LINE-OF-CREDIT	0.00
06a FUNDS RETURNED TO THE LOCAL CDBG ACCOUNT	0.00
07 ADJUSTMENT TO COMPUTE TOTAL AVAILABLE	0.00
08 TOTAL AVAILABLE (SUM, LINES 01-07)	682,361.89

PART II: SUMMARY OF CDBG EXPENDITURES

09 DISBURSEMENTS OTHER THAN SECTION 108 REPAYMENTS AND PLANNING/ADMINISTRATION	471,249.97
10 ADJUSTMENT TO COMPUTE TOTAL AMOUNT SUBJECT TO LOW/MOD BENEFIT	0.00
11 AMOUNT SUBJECT TO LOW/MOD BENEFIT (LINE 09 + LINE 10)	471,249.97
12 DISBURSED IN IDIS FOR PLANNING/ADMINISTRATION	96,793.44
13 DISBURSED IN IDIS FOR SECTION 108 REPAYMENTS	0.00
14 ADJUSTMENT TO COMPUTE TOTAL EXPENDITURES	0.00
15 TOTAL EXPENDITURES (SUM, LINES 11-14)	568,043.41
16 UNEXPENDED BALANCE (LINE 08 - LINE 15)	114,318.48

PART III: LOWMOD BENEFIT THIS REPORTING PERIOD

17 EXPENDED FOR LOW/MOD HOUSING IN SPECIAL AREAS	0.00
18 EXPENDED FOR LOW/MOD MULTI-UNIT HOUSING	0.00
19 DISBURSED FOR OTHER LOW/MOD ACTIVITIES	471,249.97
20 ADJUSTMENT TO COMPUTE TOTAL LOW/MOD CREDIT	0.00
21 TOTAL LOW/MOD CREDIT (SUM, LINES 17-20)	471,249.97
22 PERCENT LOW/MOD CREDIT (LINE 21/LINE 11)	100.00%

LOW/MOD BENEFIT FOR MULTI-YEAR CERTIFICATIONS

23 PROGRAM YEARS(PY) COVERED IN CERTIFICATION	PY: PY: PY:
24 CUMULATIVE NET EXPENDITURES SUBJECT TO LOW/MOD BENEFIT CALCULATION	0.00
25 CUMULATIVE EXPENDITURES BENEFITING LOW/MOD PERSONS	0.00
26 PERCENT BENEFIT TO LOW/MOD PERSONS (LINE 25/LINE 24)	0.00%

PART IV: PUBLIC SERVICE (PS) CAP CALCULATIONS

27 DISBURSED IN IDIS FOR PUBLIC SERVICES	63,420.26
28 PS UNLIQUIDATED OBLIGATIONS AT END OF CURRENT PROGRAM YEAR	0.00
29 PS UNLIQUIDATED OBLIGATIONS AT END OF PREVIOUS PROGRAM YEAR	0.00
30 ADJUSTMENT TO COMPUTE TOTAL PS OBLIGATIONS	0.00
31 TOTAL PS OBLIGATIONS (LINE 27 + LINE 28 - LINE 29 + LINE 30)	63,420.26
32 ENTITLEMENT GRANT	511,162.00
33 PRIOR YEAR PROGRAM INCOME	7,735.26
34 ADJUSTMENT TO COMPUTE TOTAL SUBJECT TO PS CAP	0.00
35 TOTAL SUBJECT TO PS CAP (SUM, LINES 32-34)	518,897.26
36 PERCENT FUNDS OBLIGATED FOR PS ACTIVITIES (LINE 31/LINE 35)	12.22%

PART V: PLANNING AND ADMINISTRATION (PA) CAP

37 DISBURSED IN IDIS FOR PLANNING/ADMINISTRATION	96,793.44
38 PA UNLIQUIDATED OBLIGATIONS AT END OF CURRENT PROGRAM YEAR	0.00
39 PA UNLIQUIDATED OBLIGATIONS AT END OF PREVIOUS PROGRAM YEAR	0.00
40 ADJUSTMENT TO COMPUTE TOTAL PA OBLIGATIONS	0.00
41 TOTAL PA OBLIGATIONS (LINE 37 + LINE 38 - LINE 39 +LINE 40)	96,793.44
42 ENTITLEMENT GRANT	511,162.00
43 CURRENT YEAR PROGRAM INCOME	8,379.54
44 ADJUSTMENT TO COMPUTE TOTAL SUBJECT TO PA CAP	0.00
45 TOTAL SUBJECT TO PA CAP (SUM, LINES 42-44)	519,541.54
46 PERCENT FUNDS OBLIGATED FOR PA ACTIVITIES (LINE 41/LINE 45)	18.63%



Office of Community Planning and Development
U.S. Department of Housing and Urban Development
Integrated Disbursement and Information System
PR26 - CDBG Financial Summary Report
Program Year 2018
DELRAY BEACH , FL

DATE: 11-15-19
TIME: 13:55
PAGE: 2

LINE 17 DETAIL: ACTIVITIES TO CONSIDER IN DETERMINING THE AMOUNT TO ENTER ON LINE 17

Report returned no data.

LINE 18 DETAIL: ACTIVITIES TO CONSIDER IN DETERMINING THE AMOUNT TO ENTER ON LINE 18

Report returned no data.

LINE 19 DETAIL: ACTIVITIES INCLUDED IN THE COMPUTATION OF LINE 19

Plan Year	IDIS Project	IDIS Activity	Voucher Number	Activity Name	Matrix Code	National Objective	Drawn Amount
2014	5	417	6269391	DEMO - 125 SW 13TH AVENUE	04	LMA	\$475.00
					04	Matrix Code	\$475.00
2017	3	420	6209506	LEGAL AID SOCIETY OF PALM BEACH COUNTY, INC.	05C	LMA	\$3,250.00
					05C	Matrix Code	\$3,250.00
2017	3	418	6201256	ACHIEVEMENT CENTERS FOR CHILDREN AND FAMILIES	05D	LMC	\$2,083.33
2017	3	418	6209506	ACHIEVEMENT CENTERS FOR CHILDREN AND FAMILIES	05D	LMC	\$4,166.70
2017	3	419	6201256	MILAGRO FOUNDATION DBA MILAGRO CENTER	05D	LMC	\$1,083.33
2017	3	419	6209506	MILAGRO FOUNDATION DBA MILAGRO CENTER	05D	LMC	\$2,331.25
2017	3	422	6201256	KNIGHTS OF PYTHAGORAS MENTORING NETWORK	05D	LMC	\$21,000.00
2018	3	432	6291422	MILAGRO FOUNDATION DBA MILAGRO CENTER	05D	LMC	\$1,972.85
2018	3	432	6293738	MILAGRO FOUNDATION DBA MILAGRO CENTER	05D	LMC	\$13,809.95
2018	3	432	6299842	MILAGRO FOUNDATION DBA MILAGRO CENTER	05D	LMC	\$1,972.85
					05D	Matrix Code	\$48,420.26
2018	3	430	6259842	LEGAL AID SOCIETY OF PALM BEACH COUNTY, INC.	05J	LMA	\$2,000.00
2018	3	430	6293738	LEGAL AID SOCIETY OF PALM BEACH COUNTY, INC.	05J	LMA	\$1,500.00
					05J	Matrix Code	\$3,500.00
2017	3	421	6209506	URBAN LEAGUE OF PALM BEACH COUNTY	05K	LMC	\$4,000.00
2018	3	433	6291422	URBAN LEAGUE OF PALM BEACH COUNTY	05K	LMC	\$4,250.00
					05K	Matrix Code	\$8,250.00
2014	2	398	6209506	GARZA/16-537	14A	LMH	\$26,235.00
2014	2	398	6253688	GARZA/16-537	14A	LMH	\$10,004.10
2014	2	398	6253695	GARZA/16-537	14A	LMH	\$705.02
2014	2	399	6217291	GAINER/16-543	14A	LMH	\$19.10
2014	2	399	6259788	GAINER/16-543	14A	LMH	\$16,290.00
2014	2	399	6259842	GAINER/16-543	14A	LMH	\$23,002.91
2014	2	399	6269391	GAINER/16-543	14A	LMH	\$4,365.88
2014	2	400	6259788	HANKERSON/16-686	14A	LMH	\$10.60
2014	2	424	6201256	STEPHENS/17-700	14A	LMH	\$19.10
2014	2	424	6209506	STEPHENS/17-700	14A	LMH	\$17,815.50
2014	2	424	6253688	STEPHENS/17-700	14A	LMH	\$20,430.42
2014	2	424	6253695	STEPHENS/17-700	14A	LMH	\$4,949.55
2015	2	429	6259842	MOBLEY/17-708	14A	LMH	\$19.10
2016	2	413	6201256	FASHAW/17-726	14A	LMH	\$19.10
2016	2	413	6253688	FASHAW/17-726	14A	LMH	\$25,828.20
2016	2	413	6259796	FASHAW/17-726	14A	LMH	\$6,419.80
2017	2	402	6259842	OWENS/16-514	14A	LMH	\$19.10
2017	2	402	6291422	OWENS/16-514	14A	LMH	\$22,620.00
2017	2	410	6253695	GRAHAM/18-763	14A	LMH	\$19.10
2017	2	410	6259796	GRAHAM/18-763	14A	LMH	\$14,679.00
2017	2	410	6293738	GRAHAM/18-763	14A	LMH	\$10,701.00
2017	2	415	6259788	TRICE/17-739	14A	LMH	\$19.10
2017	2	415	6259842	TRICE/17-739	14A	LMH	\$37,015.20
2017	2	415	6291422	TRICE/17-739	14A	LMH	\$527.80
2017	2	415	6293738	TRICE/17-739	14A	LMH	\$4,112.80
2017	2	423	6201256	HUNT/ 18-775	14A	LMH	\$475.00
2017	2	423	6259842	HUNT/ 18-775	14A	LMH	\$19.10
2017	2	425	6209506	DOBSON/17-746	14A	LMH	\$19.10



Office of Community Planning and Development
U.S. Department of Housing and Urban Development
Integrated Disbursement and Information System
PR26 - CDBG Financial Summary Report
Program Year 2018
DELRAY BEACH, FL

DATE: 11-15-19
TIME: 13:55
PAGE: 3

Plan Year	IDIS Project	IDIS Activity	Voucher Number	Activity Name	Matrix Code	National Objective	Drawn Amount
2017	2	425	6259788	DOBSON/17-746	14A	LMH	\$10,980.00
2017	2	425	6259796	DOBSON/17-746	14A	LMH	\$8,334.00
2017	2	425	6259842	DOBSON/17-746	14A	LMH	\$17,730.00
2017	2	425	6293738	DOBSON/17-746	14A	LMH	\$6,466.00
2017	2	428	6259796	GREGORY/18-927	14A	LMH	\$475.00
2017	2	428	6259842	GREGORY/18-927	14A	LMH	\$63.10
2018	2	431	6269391	ALEXANDER.D/18-944	14A	LMH	\$475.00
2018	2	431	6293738	ALEXANDER.D/18-944	14A	LMH	\$58.40
					14A	Matrix Code	\$290,941.18
2017	2	412	6201256	HOUSING REHABILITATION ADMINISTRATION	14G	LMH	\$4,507.69
2017	2	412	6209506	HOUSING REHABILITATION ADMINISTRATION	14G	LMH	\$18,203.04
					14G	Matrix Code	\$22,710.73
2018	2	427	6217291	HOUSING REHABILITATION ADMINISTRATION	14H	LMA	\$2,659.50
2018	2	427	6253688	HOUSING REHABILITATION ADMINISTRATION	14H	LMA	\$12,878.01
2018	2	427	6253695	HOUSING REHABILITATION ADMINISTRATION	14H	LMA	\$9,740.41
2018	2	427	6259788	HOUSING REHABILITATION ADMINISTRATION	14H	LMA	\$8,721.40
2018	2	427	6259796	HOUSING REHABILITATION ADMINISTRATION	14H	LMA	\$8,368.52
2018	2	427	6259842	HOUSING REHABILITATION ADMINISTRATION	14H	LMA	\$8,453.09
2018	2	427	6269391	HOUSING REHABILITATION ADMINISTRATION	14H	LMA	\$9,527.46
2018	2	427	6291422	HOUSING REHABILITATION ADMINISTRATION	14H	LMA	\$8,790.29
2018	2	427	6293738	HOUSING REHABILITATION ADMINISTRATION	14H	LMA	\$14,772.10
2018	2	427	6299842	HOUSING REHABILITATION ADMINISTRATION	14H	LMA	\$9,792.02
					14H	Matrix Code	\$93,702.80
Total							\$471,249.97

LINE 27 DETAIL: ACTIVITIES INCLUDED IN THE COMPUTATION OF LINE 27

Plan Year	IDIS Project	IDIS Activity	Voucher Number	Activity Name	Matrix Code	National Objective	Drawn Amount
2017	3	420	6209506	LEGAL AID SOCIETY OF PALM BEACH COUNTY, INC.	05C	LMA	\$3,250.00
					05C	Matrix Code	\$3,250.00
2017	3	418	6201256	ACHIEVEMENT CENTERS FOR CHILDREN AND FAMILIES	05D	LMC	\$2,083.33
2017	3	418	6209506	ACHIEVEMENT CENTERS FOR CHILDREN AND FAMILIES	05D	LMC	\$4,166.70
2017	3	419	6201256	MILAGRO FOUNDATION DBA MILAGRO CENTER	05D	LMC	\$1,083.33
2017	3	419	6209506	MILAGRO FOUNDATION DBA MILAGRO CENTER	05D	LMC	\$2,331.25
2017	3	422	6201256	KNIGHTS OF PYTHAGORAS MENTORING NETWORK	05D	LMC	\$21,000.00
2018	3	432	6291422	MILAGRO FOUNDATION DBA MILAGRO CENTER	05D	LMC	\$1,972.85
2018	3	432	6293738	MILAGRO FOUNDATION DBA MILAGRO CENTER	05D	LMC	\$13,809.95
2018	3	432	6299842	MILAGRO FOUNDATION DBA MILAGRO CENTER	05D	LMC	\$1,972.85
					05D	Matrix Code	\$48,420.26
2018	3	430	6259842	LEGAL AID SOCIETY OF PALM BEACH COUNTY, INC.	05J	LMA	\$2,000.00
2018	3	430	6293738	LEGAL AID SOCIETY OF PALM BEACH COUNTY, INC.	05J	LMA	\$1,500.00
					05J	Matrix Code	\$3,500.00
2017	3	421	6209506	URBAN LEAGUE OF PALM BEACH COUNTY	05K	LMC	\$4,000.00
2018	3	433	6291422	URBAN LEAGUE OF PALM BEACH COUNTY	05K	LMC	\$4,250.00
					05K	Matrix Code	\$8,250.00
Total							\$63,420.26

LINE 37 DETAIL: ACTIVITIES INCLUDED IN THE COMPUTATION OF LINE 37

Plan Year	IDIS Project	IDIS Activity	Voucher Number	Activity Name	Matrix Code	National Objective	Drawn Amount
2017	1	411	6201256	PROGRAM ADMINISTRATION	21A		\$6,287.26
2017	1	411	6209506	PROGRAM ADMINISTRATION	21A		\$9,164.85
2018	1	426	6217291	PROGRAM ADMINISTRATION	21A		\$3,666.10



Office of Community Planning and Development
U.S. Department of Housing and Urban Development
Integrated Disbursement and Information System
PR26 - CDBG Financial Summary Report
Program Year 2018
DELRAY BEACH , FL

DATE: 11-15-19
TIME: 13:55
PAGE: 4

Plan Year	IDIS Project	IDIS Activity	Voucher Number	Activity Name	Matrix Code	National Objective	Drawn Amount
2018	1	426	6253688	PROGRAM ADMINISTRATION	21A		\$10,463.30
2018	1	426	6253695	PROGRAM ADMINISTRATION	21A		\$7,525.81
2018	1	426	6259788	PROGRAM ADMINISTRATION	21A		\$7,138.14
2018	1	426	6259796	PROGRAM ADMINISTRATION	21A		\$7,310.81
2018	1	426	6259842	PROGRAM ADMINISTRATION	21A		\$7,076.66
2018	1	426	6269391	PROGRAM ADMINISTRATION	21A		\$7,038.26
2018	1	426	6291422	PROGRAM ADMINISTRATION	21A		\$5,729.26
2018	1	426	6293738	PROGRAM ADMINISTRATION	21A		\$17,927.85
2018	1	426	6299842	PROGRAM ADMINISTRATION	21A		\$7,465.14
Total					21A	Matrix Code	\$96,793.44
							\$96,793.44

U.S. Department of Housing and Urban Development
Office of Community Planning and Development
Integrated Disbursement and Information System
CDBG Performance Measures Report
Program Year 2018 DELRAY BEACH,FL

DATE: 11-15-19
TIME: 14:08
PAGE: 1

Public Facilities and Infrastructure

	Create Suitable Living			Provide Decent Housing			Create Economic Opportunities			Total
	Access	Afford	Sustain	Access	Afford	Sustain	Access	Afford	Sustain	
Number of Persons Assisted										
with new access to a facility	0	0	0	0	0	0	0	0	0	0
with improved access to a facility	0	0	0	0	0	0	0	0	0	0
with access to a facility that is no longer substandard	0	0	0	0	0	0	0	0	0	0
Totals :	0	0	0	0	0	0	0	0	0	0

Number of Households Assisted

with new access to a facility	0	0	0	0	0	0	0	0	0	0
with improved access to a facility	0	0	0		0	0	0	0	0	0
with access to a facility that is no longer substandard	0	0	0	0	0	0	0	0	0	0
Totals :	0	0	0	0	0	0	0	0	0	0

Public Services

	Create Suitable Living			Provide Decent Housing			Create Economic Opportunities			Total
	Access	Afford	Sustain	Access	Afford	Sustain	Access	Afford	Sustain	
Number of Persons Assisted										
with new (or continuing) access to a service	0	0	0	0	0	0	148	0	21	169
with improved (or continuing) access to a service	0	0	0	0	0	0	90	0	0	90
with new access to a service that is no longer substandard	0	0	0	0	0	0	0	0	0	0
Totals :	0	0	0	0	0	0	238	0	21	259

[illegible]

[illegible]

[illegible]

[illegible]

[illegible]

[illegible]

U.S. Department of Housing and Urban Development
Office of Community Planning and Development
Integrated Disbursement and Information System
CDBG Performance Measures Report
Program Year 2018 DELRAY BEACH,FL

Owner Occupied Housing Rehabilitation

Homebuyer Assistance[illegible]

[illegible]

[illegible]

Local Target area Name CDBG TARGET AREA - Type: Housing	Total
Number of new businesses assisted	0
Number of existing businesses assisted	0
Number of jobs created or retained in area	0
Amount of funds leveraged	211,500
Number of LMI persons assisted	
By direct benefit activities	251
By area benefit activities	45,970
Number of LMI households assisted	0
Number of acres of brownfields remediated	0
Number with new access to public facilities/improvements	0
Number of business facades/buildings rehabilitated	0
Slum/blight demolition	0
Optional indicators	
% Crime rates reduced	0
% Property values increased	0
% Housing code violations reduced	0
% Business occupancy rates increased	0
% Employment rates increased	0
% Homeownership rates increased	0
<hr/>	
Totals for all Local Target areas	
Number of new businesses assisted	0
Number of existing businesses assisted	0
Number of jobs created or retained in area	0
Amount of funds leveraged	211,500
Number of LMI persons assisted	
By direct benefit activities	251
By area benefit activities	45,970
Number of LMI households assisted	0
Number of acres of brownfields remediated	0
Number with new access to public facilities/improvements	0
Number of business facades/buildings rehabilitated	0
Slum/blight demolition	0

U.S. Department of Housing and Urban Development
Office of Community Planning and Development
Integrated Disbursement and Information System
CDBG Strategy Area, CFDI, and Local Target Area Report
DELRAY BEACH, FL
Program Year 2018

DATE: 11-19-19

TIME: 10:40

PAGE: 2

Totals for all Areas

Number of new businesses assisted	0
Number of existing businesses assisted	0
Number of jobs created or retained in area	0
Amount of funds leveraged	211,500
Number of LMI persons assisted	
By direct benefit activities	251
By area benefit activities	45,970
Number of LMI households assisted	0
Number of acres of brownfields remediated	0
Number with new access to public facilities/improvements	0
Number of business facades/buildings rehabilitated	0
Slum/blight demolition	0

PR85

Objectives	Availability / Accessibility		Outcomes Affordability		Sustainability		Total by Objective		# of Total Units Brought to Property Standard	Of the Total Units, the # occupied by Households <= 80% AMI		
	Units	\$	Units	\$	Units	\$	Units	\$	Units	\$	Units	\$
Suitable Living	1	43,214.57	0	0.00	3	94,548.60	4	137,763.17	0	***	4	***
Decent Housing	0	0.00	0	0.00	0	0.00	0	0.00	0	0.00	0	0.00
Economic Opportunity	0	0.00	0	0.00	0	0.00	0	0.00	0	0.00	0	0.00
Total by Outcome	1	43,214.57	0	0.00	3	94,548.60	4	137,763.17	0	***	4	137,763.17

Race and Ethnic Data Reporting Form

U.S. Department of Housing
and Urban Development
Office of Administration

OMB Approval No. 2535-0113
(exp. 10/31/2009)

Program Title:

Affordable Housing Programs

Grantee/Recipient Name:

City of Delray Beach, FL

Grantee Reporting Organization:

City of Delray Beach, FL

Reporting Period From (mm/dd/yyyy): 10/01/2018

To (mm/dd/yyyy): 09/30/2019

Racial Categories	Total Number of Race Responses	Total Number of Hispanic or Latino Responses
American Indian or Alaska Native		
Asian		
Black or African American	233	
Native Hawaiian or Other Pacific Islander		
White	18	
American Indian or Alaska Native <i>and</i> White		
Asian <i>and</i> White		
Black or African American <i>and</i> White		
American Indian or Alaska Native <i>and</i> Black or African American		
* Other multiple race combinations greater than one percent: [Per the form instructions, write in a description using the box on the right]	35	35
Balance of individuals reporting more than one race		
Total:	286	35
* If the aggregate count of any reported multiple race combination that is not listed above exceeds 1% of the total population being reported, you should separately indicate the combination. See detailed instructions under "Other multiple race combinations."		

Public reporting burden for this collection is estimated to average 1.15 hours per response, including the time for reviewing instructions, searching existing data sources, gathering the data needed, and completing and reviewing the information collection instrument. HUD may not collect this information, and you are not required to complete this form unless it displays a currently valid OMB control number.