

COLOR SAMPLE & FINISH SCHEDULE







Existing Colors/Material: EXISTING HOME IS A LIGHT TAN/CREAM COLOR. EXISTING ROOF IS A GRAY/BLACK SHINGLE ROOFING.

Proposed Colors/Materials:

PROPOSED COLORS WILL MATCH EXISTING HOMES. WE PROPOSE A CONC. TILE ROOF, IN A LIGHT GRAY. WALLS ARE TO BE AN OFF WHITE WITH A LIGHT BLUE ACCENT. THE DOORS AND WINDOWS ALONG WITH ALL TRIM WILL BE PURE WHITE. THE ACCENT WINDOW SHUTTERS WILL BE IN A RYOAL BLUE.

ATTACH SAMPLES AND/OR PHOTOGRAPHS OF TYPE PROPOSED

Please note type of material proposed.

ROOF	<div> <div>BORAL BERMUDA SMOOTH NATURAL GRAY</div>  </div>	AWNINGS	N/A
WALLS	<div> <div>SW7012-MAIN SW9049-ACCENT</div> <div>   </div> </div>	RAILINGS/ FENCE	WHITE
FASCIA	WHITE	DOORS	WHITE
WINDOWS	WHITE	SCREENING (PATIO/POOL) AND ENTRY	<div> <div>LIGHT GRAY 5V CRIMP</div>  </div>
COLUMNS	SAME AS WALL COLOR	OTHER	<div> <div>HARRISTONE THIN BRICK DOVE GRAY</div>  </div> <div> <div>HARDIE BOARD, PTD 9049</div>  </div>